



# ANNUAL HEALTH SURVEY 2012-13 FACT SHEET



**MADHYA PRADESH**



Office of the Registrar General & Census Commissioner, India  
Ministry of Home Affairs, Government of India  
2/A, Mansingh Road, New Delhi-110 011







# **ANNUAL HEALTH SURVEY 2012-13 FACT SHEET**

**MADHYA PRADESH**

**Vital Statistics Division  
Office of the Registrar General & Census Commissioner, India  
New Delhi  
Website : [www.censusindia.gov.in](http://www.censusindia.gov.in)**



## Index

	Page No.
1. Introduction	i-xiv
2. Sample Particulars	1-5
3. Household Characteristics	6-7
4. Sex Ratio	8-9
5. Effective Literacy Rate	10
6. Marriage	11-13
7. Schooling Status	14-15
8. Work Status	16-17
9. Disability	18-19
10. Injury	20-23
11. Acute Illness	24-31
12. Chronic Illness	32-47
13. Fertility	48-56
14. Abortion	57-60
15. Family Planning Practices	61-65
16. Unmet Need for Family Planning	66
17. Ante Natal Care	67-73
18. Delivery Care	74-79
19. Post Natal Care	80-82
20. Janani Suraksha Yojana (JSY)	83-84
21. Immunization, Vitamin A & Iron Supplement and Birth Weight	85-90
22. Childhood Diseases	91-93
23. Breastfeeding and Supplementation	94-99
24. Birth Registration	100-101
25. Awareness	102-104
26. Mortality	105-114
27. Confidence Interval (95%) for some important Indicators	115-117
28. Annexure	119-146



## Introduction

Decentralized district-based health planning is essential in India because of the large inter-district variations. In the absence of vital data at the district level, the State level estimates are being used for formulating district level plans as well as setting the milestones thereof. In the process, the hotspots (districts requiring special attention) very often get masked by the State average. This statistical fallacy compounds the problems of the districts acutely, more so in the health sector. At present, none of the Surveys provides estimates of core vital indicators on fertility and mortality at district level. The District Level Household Survey conducted with periodicity of five years mainly focuses on indicators pertaining to maternal health and child welfare programmes. There has, therefore, been a surge in demand from various quarters, in recent years, to generate timely and reliable statistics at the district level for informed decision making in the health sector.

## Genesis

2. The Annual Health Survey (AHS) was conceived during a meeting of the National Commission of Population held in 2005 under the Chairmanship of the Prime Minister wherein it was decided that “there should be an Annual Health Survey of all districts which could be published / monitored and compared against benchmarks”. The objective was to monitor the performance and outcome of various health interventions of the Government including those under National Rural Health Mission (NRHM) at closer intervals through these benchmark indicators. The AHS has been made an integral part of the NRHM, Ministry of Health & Family Welfare. The responsibility of the project has been entrusted to the Office of the Registrar General, India on behalf of the Ministry of Health & Family Welfare in view its expertise in handling the Sample Registration System, one of the largest demographic surveys in the world.

## Objective

3. Realizing the need for preparing a comprehensive district health profile on key parameters based on a community set up, the AHS has been designed to yield benchmarks of core vital and health indicators at the district level; prevalence of disabilities, injuries, acute and chronic illness and access to health care for identified morbidities; and access to maternal, child health and family planning services. By virtue of being a panel survey, it has the unique ability to map the rate of change in these indicators on a yearly basis. AHS would, thus, enable better capturing of the health seeking behaviour of the public as compared to other periodic cross-sectional surveys, and also help needed corrections in the strategies.

## Coverage

4. The sample size at the district level has been derived taking Infant Mortality Rate as the decisive indicator and host of other practical issues related to execution of the survey. Keeping in view the mammoth size of the sample, it was a conscious decision of the Government to initially confine the survey to the 284 districts (as per 2001 Census) of the 8 Empowered Action Group States (Bihar, Jharkhand, Uttar Pradesh, Uttarakhand, Madhya Pradesh, Chhattisgarh, Orissa and Rajasthan) and Assam for a three year period starting from 2010-11. These 9 high focus States with relatively high fertility and mortality account for about 48 percent of the total population in the country. A representative sample of 20,694 statistically selected Primary Sample Units (PSUs - Census Enumeration Blocks in case of urban areas and villages or a segment thereof in case of larger villages in rural areas) based on 2001 Census has been drawn from these AHS States which would cover about 18 million population and 3.6 million households each year. However,

during the Base line Survey in 2010-11, a total of 20.1 million population and 4.14 million households and during the first updation survey in 2011-12, 20.61 million population and 4.28 million households have actually been covered. The second updation survey (third and final round) covered a total of 20.94 million population and 4.32 million households in 2012-13. Despite being restricted to 9 States, the AHS is the largest demographic survey in the world and covers two and a half times that of the Sample Registration System.

### Fieldwork Strategy

5. The project is being implemented as a hybrid model wherein the actual field work has been outsourced to seven selected Survey Agencies on the pattern of National Family Health Survey (NFHS) and District Level Household Survey (DLHS). The co-ordination, supervision and monitoring of the fieldwork in the States are being carried out by dedicated staff posted at various levels in the respective Directorate of Census Operations (DCOs). The responsibility for overall co-ordination, supervision and monitoring across the nine AHS States rests with the AHS Division of ORGI. For smooth and effective execution of the survey, the AHS States have been divided into 18 mutually exclusive and exhaustive zones, each having a group of contiguous districts with more or less equal workload.

### Technical Consultation

6. The outline of the survey such as approach, periodicity, coverage, sampling strategy, sample size, permissible levels of relative standard errors, and levels of aggregation, was finalized after a series of deliberations with the representatives from Ministry of Health & Family Welfare, National Sample Survey Office (NSSO), Central Statistics Office (CSO), Ministry of Woman & Child Development, Indian Council of Medical Research, Planning Commission, International Institute for Population Sciences and other subject experts. Based on the recommendations, various technical details including preparation of sample design, derivation of sample size etc. were worked out and vetted by the Technical Advisory Group (TAG) constituted for the purpose.

### Sample Design

7. The Sample design adopted for Annual Health Survey is a uni-stage stratified simple random sample without replacement except in case of larger villages in rural areas (population more than or equal to 2000 as per 2001 Census), wherein a two stage stratified sampling has been applied. The sample units are Census Enumeration Blocks (CEBs) in urban areas and villages in rural areas. In rural areas, the villages have been divided into two strata. Stratum I comprises villages with population less than 2000 and Stratum II contains villages with population 2000 or more. Smaller villages with population less than 200 were excluded from the sampling frame in such a manner that the total population of villages so excluded did not exceed 2 per cent of the total population of the district. In case of Stratum I, the entire village is the sample unit. In case of Stratum II, the village has been divided into mutually exclusive (non-overlapping) and geographically contiguous units comprising group of EBs called segments of more or less equal size and population not exceeding 2000 in any case. One segment from the frame of segments thus prepared was selected in a random manner to represent the selected village at the second stage of sampling.

8. The number of sample villages in each district was allocated between the two strata proportionally to their size (population). The villages within each size stratum were further ordered by the female literacy rate based on the Census 2001 data, and three disjoint and equal size substrata were established. The sample villages within each substratum were selected by simple random sampling without replacement. Similarly, in urban areas, the Census Enumeration Blocks within a district were ordered by the female literacy rate based



on the Census 2001 data, and three disjoint and equal size substrata were established. The sample Census Enumeration Blocks within each substratum were selected by simple random sampling without replacement. Thus, female literacy which has a direct bearing on the fertility behaviour was used for implicit stratification. Further, the process of selection ensured equal representation across three sub-strata both in rural as well as in urban areas of a district besides rendering the sample design as self-weighting.

### Sample Size

9. Generating robust estimates of Infant Mortality Rate at the district level has become an utmost necessity as reduction in Infant Mortality constitutes one of the key targets in the Reproductive & Child Health Programme (RCH) under the umbrella of NRHM. This would also facilitate effective tracking of the Millennium Development Goal 4 on Child Mortality. The Infant Mortality Rate has therefore been taken as the decisive indicator for estimation of sample size at the district level. The permissible level of error has been taken as 10 percentage relative standard error (prse) at the district level. The sample size so worked out would yield relatively better estimates of Crude Birth Rate / Crude Death Rate and may also enable generation of rarer indicators like MMR (for a group of districts) with good precision. In the absence of district level estimates from any other reliable source, the district level derived estimates of IMR based on SRS pooled data have been used for estimation of sample size for each district.

### Sample Identification Work

10. One of the essential prerequisites for the commencement of the survey was to uniquely identify the sample units on ground. This was done in all the sample units across the nine AHS States by the regular staff of ORGI. The work involved firming up of the boundary of the selected villages / Enumeration Blocks; resorting to segmentation in case of villages exceeding the population 2000, random selection of segment thereof and drawing of appropriate notional maps of the sample units to serve as the base map for the survey work.

### Survey Tools

11. The Second updation survey in all the nine AHS States was carried out during November 2012 to May 2013 \* and four Schedules, in all, were administered. These are: (i) House-listing Schedule, (ii) Household Schedule, (iii) Woman Schedule and (iv) Mortality Schedule. In the House-listing Schedule, the mapping, listing and some key particulars like type and ownership details collected in the first updation survey in 2011-12 were updated for the existing houses and households and recorded afresh for the new houses and households in the second updation round.

12. During the Second updation survey, all the Usual Residents as on 01.01.2012 were listed in the Household Schedule wherein the information on a few back ground characteristics viz. Name, Sex, Identification Code, Date of Birth and Date at first Marriage were copied from the first updation Household Schedule for the Usual Residents of first updation survey and other characteristics like Relationship to Head, Age, Religion, Social Group, Marital Status, Education and Occupation/Activity Status were captured afresh for them. For the new Usual Residents as on 01.01.2012, all the details were captured afresh. Besides, information in respect of Disability, morbidity (Injuries, Acute Illness, and Chronic Illness) and access to health insurance is also captured for all the usual residents as on 01.01.2012.

13. Woman Schedule comprised two sections. Section-I was administered to all Ever Married Women (EMW) aged 15-49 years and information relating to the outcome of

\* Except for a few districts in Chhattisgarh where the field work is completed in October 2013 due to naxal issues.

pregnancy(s) (live birth/still birth/abortion); birth history; type of medical attention at delivery; details of maternal health care(ante-natal/natal/post-natal); immunization of (\*Except for a few districts in Chhattisgarh where the field work is completed in October 2013 due to naxal issues.) children; breast feeding practices including supplements; occurrence of child diseases (Pneumonia, Diarrhoea and fever); registration of births, etc. taken place during the reference period (i.e. 01.01.2011 to 31.12.2011) was collected. Section II focused on information on pregnancy; use, sources and practices of family planning methods; details relating to future use of contraceptives and unmet need; awareness about RTI/STI, HIV/AIDS, administration of HAF/ORT/ORS during diarrhoea and danger signs of ARI/Pneumonia; and these details were collected from all Currently Married Women aged 15-49 years. Information relating the Ever Married Women (EMW) like conception details, usage of NPT kit, registration of pregnancy, health problems and subsequent treatments during ante-natal/natal/post-natal period, cost incurred by the woman during delivery etc. is also collected during the second updation survey.

14. Through the Mortality Schedule, details relating to death occurred to usual residents of sample household during the reference period (01.01.2011 to 31.12.2011) were captured and it included information on name & sex of deceased, date of death, age at death, registration of death and source of medical attention received before death. For infant deaths, a question on symptoms preceding death was also probed. In case of deaths associated with pregnancy, information on a variety of questions on factors leading/ contributing to death, symptoms preceding death, time between onset of complications and death, etc. were asked to yield data on various determinants of maternal mortality.

### **Supervision and Third Party Audit**

15. In addition to the multilayer supervision mechanism adopted by the Survey Agencies, regular inspections were carried out by the officers/officials of respective DCOs and those from ORGI headquarters to ensure the data quality. The inspections were a judicious mix of concurrent as well as post survey audit. Over and above, a component of Third Party Audit was included to verify and authenticate the surveyed data through an independent mechanism. The Third Party Audit work was carried out in 20 randomly selected AHS units in each of the districts covering every household thereof by following a standard protocol prescribed by ORGI. Truncated versions of Household, Women and Mortality Schedules were filled in afresh by the field staff of the Third Party Audit Agencies. The findings in respect of key indicators were matched and re-survey was undertaken by the Survey Agencies in units where the variation was outside the permissible limit. The third party audit also helped in netting of missed vital events, particularly rarer ones like infant and maternal deaths.

### **Dissemination of Results**

16. In view of the large volume of data collected under AHS and significant time required for validation and processing, dissemination of AHS results is done in two phases. The first set of data is released in the form of State-wise bulletins and second in the form of factsheets. The bulletins of the second updation survey was released in March 2014, which contained the district level data on crude birth rate, crude death rate, natural growth rate, infant mortality rate, neo-natal and post neo-natal mortality rates, under 5 mortality rate, sex ratio at birth, sex ratio (0-4 years) and overall sex ratio. In addition, the Maternal Mortality Ratio (MMR), Maternal Mortality Rate and life time risk were released for a group of districts. In order to facilitate direct intervention, the maternal mortality indicators were combined and released for a group of districts on the basis of existing administrative divisions in the respective AHS States.

17. Under the present phase of dissemination, data of on host of other important parameters covered in AHS under Household and Woman Schedules are being released in the form of State and District Level Factsheets of the second updation survey. Though the sample size has been calculated for the district as a whole, the rural and urban estimates at the district level have also been published as byproduct. Users are advised to keep the above fact into consideration while using the rural / urban estimates of a district. In order to ward off unusual sampling fluctuations, the urban estimates have not been published in respect of some indicators for the districts where the number of urban sample units was less than six. To begin with, number of PSUs, Households, Population, Ever Married Women, Currently Married Women, Children aged 12-23 months (as on date of survey) covered in the sample of each district and the State along with their rural-urban breakup have been given to provide the users requisite insight on the metadata. The indicators contained in the AHS Bulletin have also been reproduced in these Factsheets so that the users may have access to complete set of indicators at one place. However, they may refer to the AHS Bulletin for details on metadata.

### Marriage

18. The information on marital status as on 01.01.2012 was probed in respect of all household members (Usual Residents) irrespective of their age. For those who were married, the date of first marriage was recorded. Using this, age at first marriage, which has a direct impact on child bearing as women marrying early have on an average a longer period of exposure to pregnancy and a greater number of lifetime births, was obtained. Using the age data, the mean age at marriage for males and females has been worked out and included in the Factsheet. The mean age at marriage is based on the marriages to the members of the household (Usual Residents as on 1.1.2012) taken place during 2009-11. The proportion of marriages among males and females taking place below the legal age, i.e., 21 and 18 years respectively, has also been tabulated. Such proportions are also based on the marriages to the members of the household (Usual Residents as on 1.1.2012) taken place during 2009-11. Besides, the percentage of Currently Married Women aged 20-24 years marrying before legal age (18 years) and percentage of Currently Married Men aged 25-29 years marrying before legal age (21 years) have been worked out and presented.

### Disability and Injury

19. The data on any type of disability as on date of survey was collected in respect of all the usual residents. The type of disability included 'mental', 'visual', 'hearing', 'speech', 'loco-motor', 'multiple' and 'others'. The prevalence of any type of disability per 1, 00,000 population by gender and residence at the district and State levels has been presented in the factsheet. Since it is difficult to capture the type of injury and its severity from lay reporting, an attempt has been made to assess the severity of injury from the type and duration of hospitalization required. This would also provide an assessment of the workload on hospitals / doctors on account of injury. Accordingly, the type of treatment meted to the injury during last one year of the date of survey has been collected. The categories by type of treatment included 'treated in intensive care unit for any time-1, treated as in-patient with stay more than two weeks-2, treated as in-patient with stay one to two weeks-3, treated as in-patient with stay less than one week-4, treated as out-patient-5, treated by traditional healers-6, and treated at home-7'. Based on these categories, the number of persons injured by type of treatment received per 1, 00,000 population, have been categorized into severe (by including categories 1 & 2), major (by including categories 3 & 4) and minor (by including categories 5 & 6) groups. Those treated at home have been excluded from the above categorization and thus from the analysis also.

### Acute Illness

20. On the morbidity front, if any member (usual resident) of the household suffered from any 'acute illness' during last fifteen days prior to the date of survey, the type of illness has been ascertained. Based on this data, persons suffering from acute illness per 1,00,000 population has been presented for a few select diseases like diarrhoea / dysentery; acute respiratory infection & all types of fever and also for any type of acute illness. Besides, the source from where the treatment for the acute illness was taken has also been included. Accordingly, two important indicators, viz., percentage of persons suffering from acute illness and taking treatment from any source and percentage of persons suffering from acute illness and taking treatment from Government source have been presented. The latter gives the share of Government source across all types of sources availed for taking treatment. It may be noted that the entire fieldwork was carried out over a period of six to seven months and in the process, districts were covered at different points of time (i.e., months / seasons). The seasonality effect may be taken note of while interpreting the results.

### Chronic Illness

21. The data in respect of chronic illness has been collected based on the symptoms pertaining to a particular illness persisting for more than one month and also in respect of illnesses where it was diagnosed. For both the cases, the reference period was last one year preceding the date of survey. For ascertaining information on symptoms, a list of symptoms associated with various types of diseases was provided along with a separate category for asymptomatic (i.e., having no symptoms). The asymptomatic included those who were not suffering from any illness as well as those who were suffering but had no symptoms. Using this data, percentage of persons having any kind of symptoms of chronic illness along with their source of treatment has been presented. As regards chronic illnesses diagnosed, this was included to measure the extent to which facilities for diagnosis and treatment of some major chronic illnesses set up by centre/State/local Government / private agencies have been utilized. A list of common chronic diseases and those pertaining to major health intervention programmes was provided. Based on this data, percentage of persons diagnosed for a few important diseases such as diabetes, hypertension, tuberculosis, asthma / chronic respiratory disease and arthritis per 1,00,000 population has been presented besides those diagnosed for any type of chronic illness. Using the data collected on source of diagnosis, status with regard to getting regular treatment and source of treatment, percentage of persons having diagnosed for any kind of chronic illness and getting regular treatment as well as those getting regular treatment from Government source has been worked out and included in the Factsheet. Since the data on morbidity has been elicited as reported by the respondents, it may suffer on account of accuracy. Nevertheless, the availability of such a rich data set at the district level would fill in the much awaited void and pave the way for evidence-based health planning and appropriate interventions.

### Fertility

22. The Total Fertility Rate (TFR), which is an age-period fertility rate for a synthetic cohort of women, measures the average number of births a group of women would have by the time they reach 50 years of age if they were to give birth at the current age-specific fertility rates. The TFR is expressed as the average number of births per woman. Under AHS, TFR has been calculated by dividing three years average of all births reported during 2009-11 by all the women in respective age group. The seven five-yearly age-specific fertility rates for all women in the age groups from 15-19 to 45-49 have been added and



thereafter multiplied by 5 to yield the TFR. Due to lack of adequate number of births, the TFR by residence could not be worked out and hence is not being published.

23. The distribution of births by birth order is another way to understand the dynamics on spacing of children and level of fertility. In this regard, two key indicators namely, 'percentage of women aged 20-24 reporting birth of order 2 & above' and 'percentage of women reporting birth of order 3 & above' based on last two live births taken place to Ever Married Women aged 15-49 years during 2009-11, have been presented. 'Percentage of Currently Married Women aged 15-49 years with two living children wanting no more children' is one of the most crucial indicators on desire to limit child bearing. While deriving this indicator, sterilized women or their husbands have not been taken into account whereas women who were currently pregnant have been included.

24. Teen-age pregnancy and motherhood is an important subject in the settings where the marriage of girls takes place at very young ages. This is not only important from the fertility perspective but also its consequent implication on the health of the mother and child. Accordingly, 'percentage of women aged 15-19 who were already mothers or pregnant at the time of survey' has been tabulated and it depicts the percentage of women who have begun child bearing among all ever married women aged 15-19 years. The ever married sample denominator for the age group 15-19 years has not been adjusted by the all women factors for the same age group. This factor should be taken into consideration while interpreting the results.

### **Median age at first live birth**

25. Median age at first live birth of women aged 15-49 years has been presented to reflect the age at which 50 percent of the women have given their first live birth. This indicator covers women of all marital status and ever married sample denominator has been adjusted by the all women factors in this age group. Ever Married Women not yet having first live birth and Never Married Women have been included as a separate category for computation. Median has been calculated from cumulated single year of age percent distributions of age at first birth. Median is linearly interpolated by the age values by which 50 percent or more of the women had a first birth. In order to gauge the same for older women of the same cohort, median age at first live birth for women aged 25-49 years has also been calculated and presented. These two indicators in conjunction would help in comparing the age with regard to entry into parenthood between the two cohorts.

### **Birth interval**

26. The information on birth interval, which is defined as the length of time between two successive live births, has been collected in respect of last two live births which took place during 2009-11 for birth order 2 & above. Short birth intervals are likely to have adverse bearing on the mother's health as also on the chances of survival of the neonates and infants. In the Indian context, the birth interval of 36 months may be taken as the bare minimum from the perspective of reducing neonatal and infant mortality and also for achieving the requisite nutritional outcomes. The information on percentage of live births taking place after an interval of 36 months has been calculated and presented to provide insight into the pace of child bearing.

### **Mean number of children ever born and surviving**

27. The number of children ever born and surviving has been collected for all Ever Married Women aged 15-49 years. The survival status has been assessed as on 1.1.2012 (the reference point for the population). The number of children ever born to women provides an estimate of cohort fertility against the period measures of fertility such as the

CBR and the TFR. In order to facilitate comparison of completed cohort fertility with the current fertility, the mean number of ever born children to women aged 45-49 years has been calculated and presented. The gap between the two would demonstrate the decline in fertility levels in the recent past.

### **Abortion**

28. Abortion as an option was probed for all the pregnancies which resulted into any kind of outcome i.e. live birth, still birth, spontaneous and induced abortion during 2009-2011. This was followed by a series of questions such as when the abortion had taken place (month & year), month of pregnancy when the abortion had occurred, whether any ANC was received, whether ultrasound was performed before the abortion, the place of abortion and who performed the abortion. Based on these data, various indicators such as percentage of pregnancy(s) to women aged 15-49 years resulting in abortion, percentage of women who received any ANC before abortion, percentage of women who went for ultrasound before abortion, average month of pregnancy at the time of abortion, percentage of abortions performed by skilled health personnel (doctor / nurse / ANM / LHV / trained dai), and abortions which took place in institutions have been tabulated and presented.

### **Family Planning Practices**

29. The information on awareness as well as the usage in respect of Family Planning Practices was probed from Currently Married Women aged 15-49 years. There were a few women whose marital status as on 1.1.2012 (reference date) was Currently Married but on date of survey, their marital status was widow / divorcee / separated. In such cases, questions on only awareness were probed from them.

### **Current usage of Family Planning Methods**

30. Currently Married Women aged 15-49 years, who were currently menstruating or who were in lactating status or secondary amenorrhoea as on date of survey, were asked whether they or their husbands are currently using any method(s) of family planning. In other words, those CMW who were currently pregnant or in menopause status or who have undergone hysterectomy or never menstruated were excluded from the sample. The family planning methods included both modern as well as traditional methods. Modern methods included Tubectomy, Vasectomy, Copper-T/IUD, Pills (Daily), Pills (Weekly), Emergency Contraceptive Pill, Condom/Nirodh, etc., while the traditional ones were Contraceptive Herbs, Rhythm/Periodic abstinence, Withdrawal, Lactational Amenorrhoea Method, etc. Accordingly, percentage of CMW reporting use of various types of family planning methods (most used method) has been tabulated. In addition, percentage of CMW using any method (Contraceptive Prevalence Rate), any modern method and any traditional method has also been tabulated. Levels of use of contraceptives provide the most obvious and widely accepted criterion for assessing the success of FP programme.

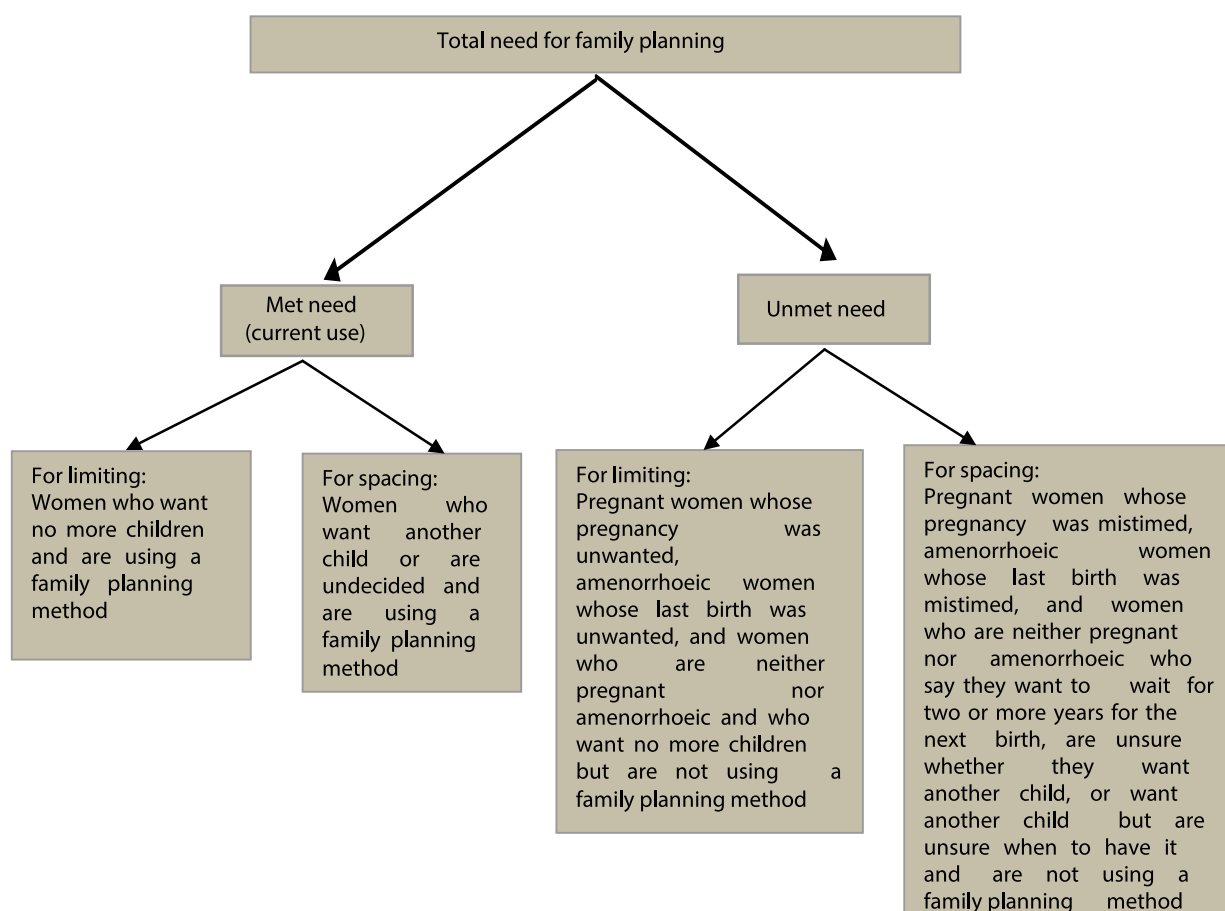
### **Unmet Need for Family Planning**

31. The unmet need for Family Planning is a crucial indicator for assessing the future demand for Family Planning services / supplies. Currently Married Women who are not using any method of contraception but who do not want any more children are defined as having an unmet need for limiting and those who are not using contraception but want to wait for two years or more before having another child are defined as having an unmet need for spacing. The sum total of unmet need for limiting and spacing is the unmet need for Family Planning. In order to ensure comparability with DHS Estimates, similar set of questions were probed from CMW aged 15-49 years under AHS also.

32. For working out the estimates on unmet need, the unmet need for spacing has been calculated as the “proportion of pregnant CMW whose pregnancy was mistimed; CMW in lactational amenorrhoea who are not using any family planning method and whose last birth was mistimed, or whose last birth was unwanted but now they say they want more children; fecund CMW who are neither currently pregnant nor in amenorrhoea, and who are not using any family planning method and say that they want to wait for two or more years for the next birth, including those who say that they are unsure whether they want another child, or want another child but are unsure when to have the birth”.

33. The unmet need for limiting has been worked out as the “proportion of pregnant CMW whose pregnancy was unwanted; CMW in lactational amenorrhoea who are not using any family planning method, whose last child was unwanted and who do not want any more children; and fecund CMW who are neither pregnant nor in amenorrhoea who are not using any method of family planning and who want no more children”. Using the met demand for contraception (current contraceptive users) and the unmet need for contraception, the total demand for family planning as well as the percentage demand satisfied can be assessed. The classification for the need for family planning is illustrated as under:

### Classification of the need for family planning



### Ante-natal Care

34. Ante-natal care constitutes one of the key elements towards initiatives to promote safe motherhood. A series of questions to capture various aspects of ante-natal care such as, number of ante-natal check-ups received, months of pregnancy at the time of first ANC, main source of ANC, type of tests performed during ANC, number of Tetanus Toxoid (TT) injections received and number of days of consumption of Iron & Folic Acid (IFA) tablets/syrup, were asked from the EMW aged 15-49 years in respect of their last two outcomes of pregnancies which have resulted into live births / still births during 2009-11. However, appropriate indicators based on the above aspects have been tabulated in respect of responses recorded for last live / still births.

35. The indicators included in the Factsheets are percentage of mothers who received any ANC, percentage of mothers who had ANC in first trimester, percentage of mothers who received 3 or more ANC, percentage of mothers who received at least one TT injection, percentage of mothers who consumed IFA for 100 days or more and percentage of mothers who had full ante-natal check-up. The full ante-natal check-up comprises at least three visits for ANC, at least one TT injection received and IFA consumption for 100 days or more. In addition, percentage of mothers who received ANC from Government source, percentage of mothers whose blood pressure & blood (for Hb) were taken and percentage of mothers who underwent ultrasound have been calculated and presented. Besides, percentage of Currently Married Pregnant Women aged 15-49 years registered for ANC has also been presented.

### Delivery Care

36. Under Delivery Care, the details about place of delivery, source of transport provided/availed for reaching the institution, length of stay in the institution after delivery, type of delivery (normal / caesarean / assisted) and the personnel conducting delivery in case of domiciliary births were inquired from the EMW aged 15-49 years for their last two pregnancy outcomes resulting into live births/still births during 2009-11. As in the case of ante-natal care, indicators based on these parameters have been tabulated in respect of responses for last live/still births. Percentage of deliveries taken place in institutions and their distribution into Government and Private institutions; percentage of deliveries taken place at home; percentage of home deliveries conducted by skilled health personnel; and percentage of Safe deliveries are the key indicators presented in the Factsheet. Safe delivery comprises institutional deliveries and home deliveries conducted by doctor/ nurse / ANM / LHV and it does not include those attended by trained dai. However, trained dai is included under skilled health personnel. If the respondent has mentioned more than one person attending delivery, only the most qualified person is taken into consideration.

37. As regards the extent of stay in institutions after delivery which is very crucial and has a direct bearing on the new born care as also on the health of the mother, the percentage of less than 24 hours stay in the institution after delivery has been worked out and presented. Besides, percentage of Caesarean deliveries out of total deliveries taken place in Government and Private Institutions respectively has also been presented.

### Post-natal Care

38. Getting a Post partum / Post-natal check-up soon after the birth of baby or within 48 hours is crucial for the health of both the mother and the child. Accordingly, three indicators, viz., percentage of mothers who received Post-natal check-up within 48 hours of delivery, percentage of mothers who received Post-natal check-up within one week of delivery and percentage of mothers who did not receive any Post-natal check-up have been calculated and presented. In case of institutional delivery where the woman had stayed



there for at least 48 hours, it was presumed that the post-natal care was given within 48 hours. These indicators are based on the last outcome of pregnancy which resulted into live / still birth during 2009-11.

39. Along with the first post-natal check-up of mother, check-up of the new borns is essential. It was therefore probed from the mothers, whose last outcome of pregnancy resulted into live birth during 2009-12, when was the new born checked up. Based on this, the percentage of new born who received check up within 24 hours of birth has been worked out and presented. In case of institutional delivery if the baby remained there for at least 24 hours, it was presumed that the first check-up was done within 24 hours.

### **Financial assistance under Janani Suraksha Yojana**

40. The Janani Suraksha Yojana (JSY) is one of the most important programmes under the overall umbrella of NRHM aimed at reducing Maternal Mortality Ratio and Neo-natal Mortality Rate by promoting institutional deliveries. Under the Scheme, cash incentives are provided to mothers and they are facilitated by Accredited Social Health Activists (ASHAs) to deliver their babies in a health facility. There are also provisions for cost reimbursement for transport and incentives to ASHAs for encouraging mothers to opt for institutional delivery. The scheme is fully sponsored by the Central Government and is implemented in all States and Union Territories, with special focus on low-performing States. There is also a provision for roping in the private sector by giving accreditation to willing private hospitals/nursing homes for providing delivery services. The Scheme has been implemented in all the 9 AHS States since 2005.

41. In order to gauge the spread and effectiveness of the JSY, Ever Married Women aged 15-49 years were probed whether they had availed the maternity financial assistance for safe motherhood under the scheme in respect of their last two outcomes of delivery resulting in live / still births during 2009-11. The percentage of mothers who availed financial assistance for delivery, percentage of mothers who availed financial assistance for institutional delivery and percentage of mothers who availed financial assistance for Government institutional delivery under JSY, all in respect of the last outcome of delivery resulting in live birth / still birth, have been calculated and presented. Since the scope of JSY has been extended to domiciliary births also, these three sets of indicators would present a holistic picture.

### **Immunization**

42. The information on childhood immunization, i.e., vaccination coverage, has been collected for all living children [last two outcomes of pregnancy(s) resulting in live births during 2009-11]. Information on six vaccine preventable diseases namely, tuberculosis, diphtheria, whooping cough (Pertussis), tetanus, polio and measles, has been collected with reference to the status as on date of survey. Universal immunization of children against these six diseases is vital for reducing infant and child mortality. Whenever the mother had the vaccination card (Immunization / MCH) and if the card was available at the time of interview, the responses were recorded based on entries in the card. Otherwise, the responses as reported by the mother were noted down. For those living children who did not receive any vaccination, the main reason thereof has also been noted.

43. In conformity with the International and Govt. of India guidelines which specify that children should be fully vaccinated by the time they complete their first year of life, the 12-23 months age group has been chosen for analysis. The percentage of children having Immunization Card, percentage of children aged 12-23 months who have received BCG, percentage of children who have received 3 doses of polio vaccine, percentage of children

who have received polio dose at birth, percentage of children who have received three doses of DPT vaccine and percentage of children who have received measles vaccine, all for the age group 12-23 months, have been calculated and presented. Besides the percentage of children aged 12-23 months who have been fully immunized, the percentage of children aged 12-23 months who did not receive any vaccination have also been tabulated in order to portray the complete picture of immunization. According to the WHO guidelines, children are considered fully immunized when they have received vaccination against tuberculosis, three doses of DPT, three doses of the poliomyelitis and one dose of measles.

### **Administration of Vitamin-A and Iron & Folic Acid supplements**

44. Proper and sufficient intake of Vitamin-A and Iron supplements is essential to thwart childhood morbidity and mortality. Vitamin-A is an essential micro nutrient for the immune system and plays an important role in maintaining the epithelial tissues in the body. Severe Vitamin-A deficiency (VAD) can cause eye damage. VAD has also the potential to increase the severity of measles and diarrhoeal diseases in children and slow recovery from illness. Since the human liver can store an adequate amount of the vitamin for 4-6 months, Vitamin-A dosing every six months is one of the usual methods for ensuring that children at risk are protected from developing VAD. The National Programme on Prevention of Blindness mandates that children of age 9 months to 5 years should be administered oral doses of Vitamin-A every six months. In order to assess the situation, information on children aged 6-35 months who have received at least one dose of Vitamin-A during the last six months has been collected and presented.

45. Anaemia, which is characterised by a low level of haemoglobin in the blood, is a great concern in young children because it can result in impaired cognitive performance, behavioural and motor coordination, language development and scholastic achievement. It also enhances the risk of morbidity from other infectious diseases. One of the most vulnerable groups to anaemia is children aged 6-23 months. It was probed from the mothers of all living children older than 6 months whether IFA tablet / syrup was administered to the children [last two outcomes of pregnancy(s) resulting in live births during 2009-11] in the last 3 months. IFA tablet/syrup as supplements is given to child beyond six months to prevent anaemia. Based on this, the percentage of children aged 6-35 months who have received IFA tablets / syrup during last three months has been calculated and presented.

### **Birth weight**

46. Birth weight is an important indicator to measure the vulnerability of a new born to the risk of childhood illness and chances of survival. The information on birth weight assists in monitoring programmes to reduce neo-natal and infant mortality through a reduction in low birth weight infants. The information on birth weight has been collected in respect of all living children [last two outcomes of pregnancy(s) resulting in live births during 2009-11]. Based on this data, the percentage of children whose birth weight was taken and percentage of children whose birth weight was less than 2.5 Kg. have been worked out and presented.

### **Childhood diseases**

47. Treatment practices and contact with health services among children with the 3 most important childhood illnesses namely, Acute Respiratory Infection (ARI), Fever and Diarrhoea, help in the assessment of National Programmes aimed at reducing the mortality impact of these illnesses. The information on children suffering from Acute Respiratory Infection, Fever and Diarrhoea in respect of all the living children [last two outcomes of pregnancy(s) resulting in live births during 2009-11] during fifteen days preceding the date of survey has been collected. This has been done to minimise the recall lapse. Besides the

prevalence, the information on treatment of ARI with antibiotics, treatment of fever and the treatment of diarrhoea with Home Available Fluids (HAF) / fluids prepared from ORS packet has been collected. The treatment of diarrhoeal diseases with Oral Rehydration Therapy (ORT) aids in the assessment of programmes that recommends such treatment. Based on these data, the percentage of children suffering from Diarrhoea and received HAF / ORS / ORT, percentage of children suffering from ARI and sought treatment, and percentage of children suffering from fever and sought treatment have been calculated and presented.

### **Child feeding practices**

48. Early breastfeeding practices determine the successful establishment and duration of breastfeeding. It is recommended that children be put to the breast immediately or within one hour of birth. There is growing evidence of the benefits to mother and child of early initiation of breastfeeding preferably in the first hour of the birth. Early initiation of breastfeeding contributes to reducing neo-natal mortality. It ensures early skin to skin contact which is important in preventing hypothermia and establishing the bond between the mother and her child. Early initiation of breastfeeding also reduces the mother's risk of post partum haemorrhage, one of the leading causes of maternal mortality. Although breastfeeding is nearly universal in India, very few children are put to breastfeed immediately after birth. In order to have an assessment with regard to the time of initiation of breastfeeding, the mothers of all living children [last two outcomes of pregnancy(s) resulting in live births during 2009-11] were asked when did they first breastfeed their baby. Based on this, the percentage of children breastfed within one hour of birth has been calculated and presented.

49. Exclusive breastfeeding for the first six months of the child's life is an essential component of the optimal infant and young child feeding practices. The Government of India recommends that children should be exclusively breastfed for the first six months of life (i.e., the child should be given only breast milk and nothing else, not even water). In order to assess the situation on ground, the mothers of all living children [last two outcomes of pregnancy(s) resulting in live births during 2009-11] were asked how many days/months did they exclusively breastfeed their baby. Based on the responses, percentage of children aged 6-35 months exclusively breastfed for at least six months has been worked out and presented.

### **Complementary feeding**

50. The introduction of complementary feeding at six months of age, solid and semi-solid food and the diverse food combinations fed to children also constitute part of the optimal feeding practices. The purpose of complementary feeding is to complement the breast milk and sustain the growth and development of the child. WHO recommends introduction of solid or semi-solid foods to infants around the age of 6 months because by that age, breast milk by itself is no longer sufficient to maintain the child's optimal growth. Information on supplementation was obtained by asking mothers of all living children [last two outcomes of pregnancy(s) resulting in live births during 2009-11] at what age did they start feeding the baby food other than breast milk. The type of food included water, animal milk / formula milk, semi-solid mashed food, solid (adult) food and vegetables/fruits. Based on these, the percentage of children who received foods other than breast milk such as water, animal/formula milk, semi-solid mashed food, solid (adult) food and vegetables/fruits during first six months has been worked out and presented. Besides, the average month by which children received these foods have also been worked out and presented.

## Birth Registration

51. India, being a signatory to the UN Convention on the Rights of the Child, 1989 which recognizes birth registration as one of the first rights of child, is committed to achieve universalization of birth registration. In India, registration of birth is compulsory under the Registration of Births and Deaths (RBD) Act, 1969. The Act mandates that every birth should be registered and a birth certificate provided free of charge to the informant. Despite significant efforts to improve the Civil Registration System, especially during the past decade, the overall level of registration of births still falls short by about 25 percent. The registration system in the country functions at different levels of efficiency across States/UTs. In order to assess the functioning of the Civil Registration System in the community, information on whether the birth of the baby was registered with the civil authority and if so, the birth certificate was received or not in respect of all living children [last two outcomes of pregnancy(s) resulting in live births during 2009-11] has been collected. Based on this, the percentage of children whose births were registered and the percentage of children whose births were registered & who also received the Birth Certificates have been arrived at and presented.

52. Under the RBD Act, the institutions where birth takes place is to register the birth and issue the birth certificate in case they have been declared as the registration units or to report the event to the local Registrar of Births & Deaths. Of late, majority of the Government institutions have been declared as registration units. Since a review of the system across different States/UTs has revealed that due to lack of a proper and complete reporting system, the institutional births which have already been registered are not being reflected in the final figures compiled and therefore in order to net all such cases, it was presumed that the birth would have been registered. However, even in these cases it was probed whether the birth certificate has been received.

53. This Factsheet of the second updation survey pertains to the State of Madhya Pradesh. The field work for the AHS has been carried out by M/s Development & Research Services Pvt. Ltd., New Delhi and M/s EHI International (Formerly known as EPOS Health (India) Pvt. Ltd.), Gurgaon in the allotted zones. The third party audit work in the State has been done by M/s. TALEEM Research Foundation, Ahmedabad.

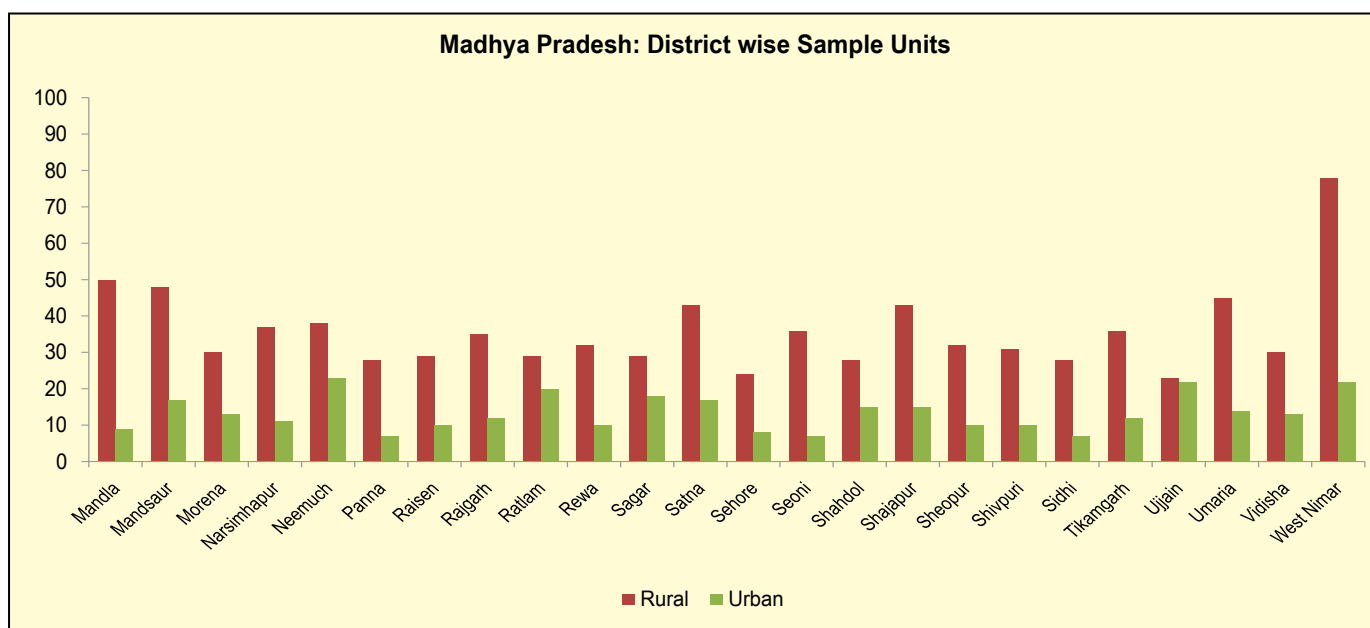
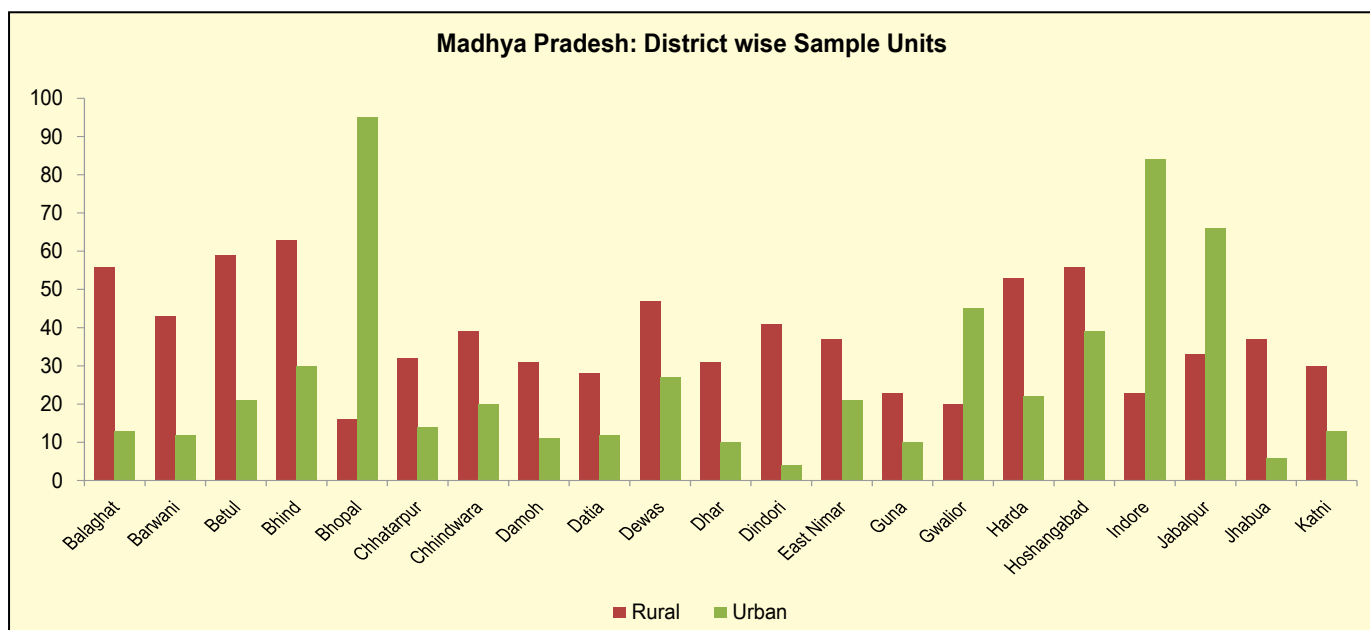
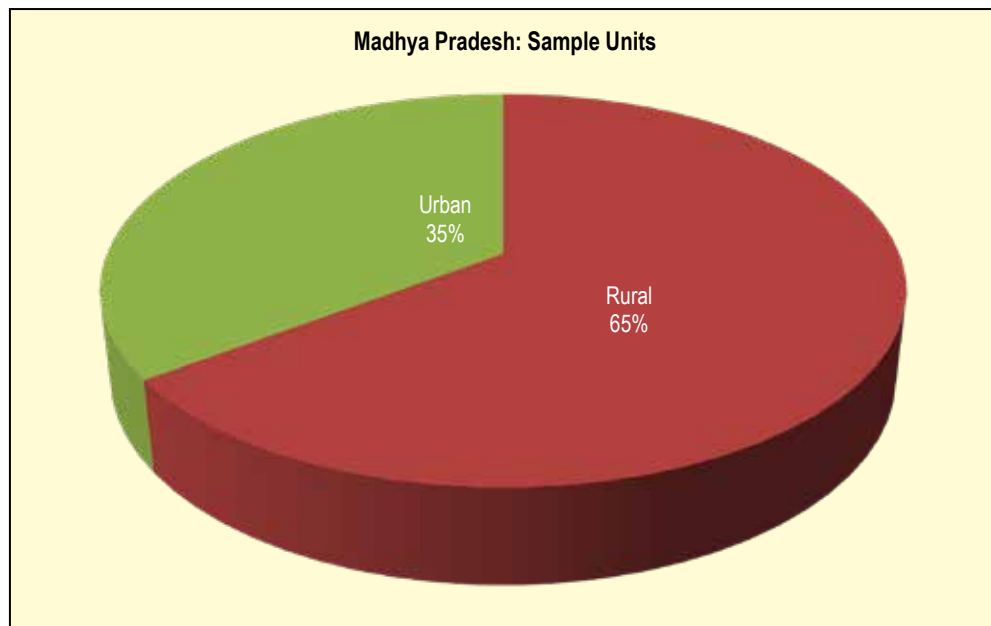
54. The survey reference period of this Factsheet is 01.01.2011 to 31.12.2011 and the results presented as based on the data for the period 2009, 2010 and 2011.

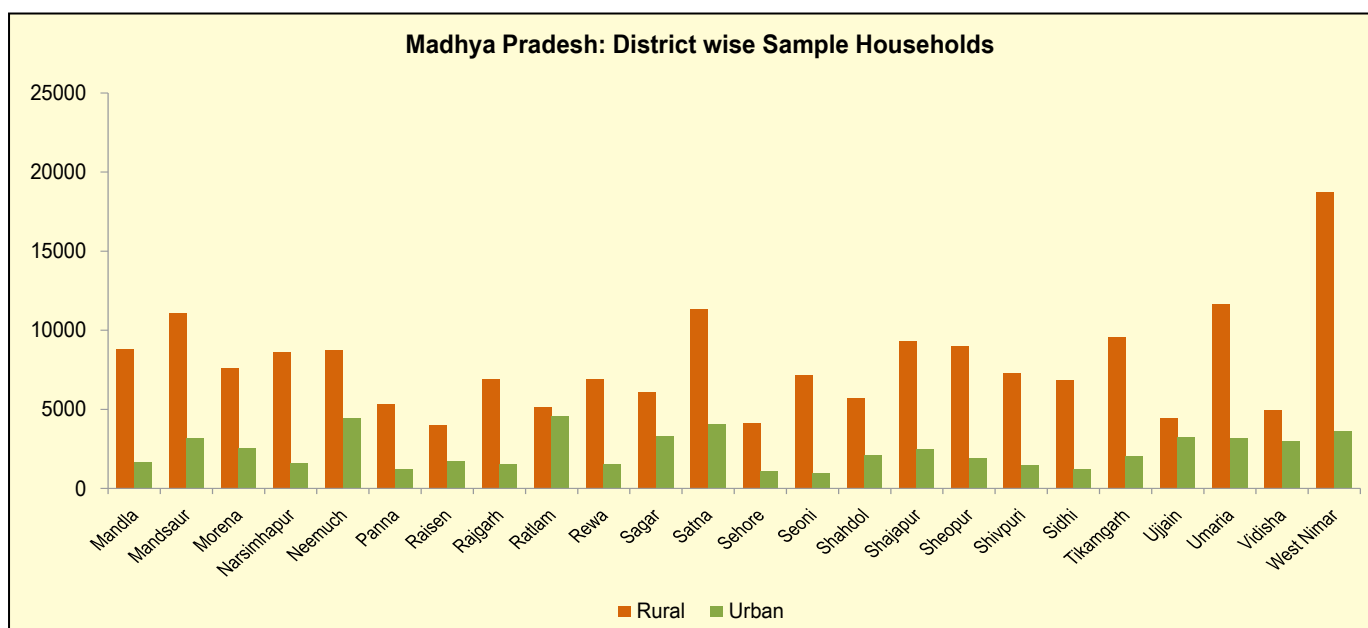
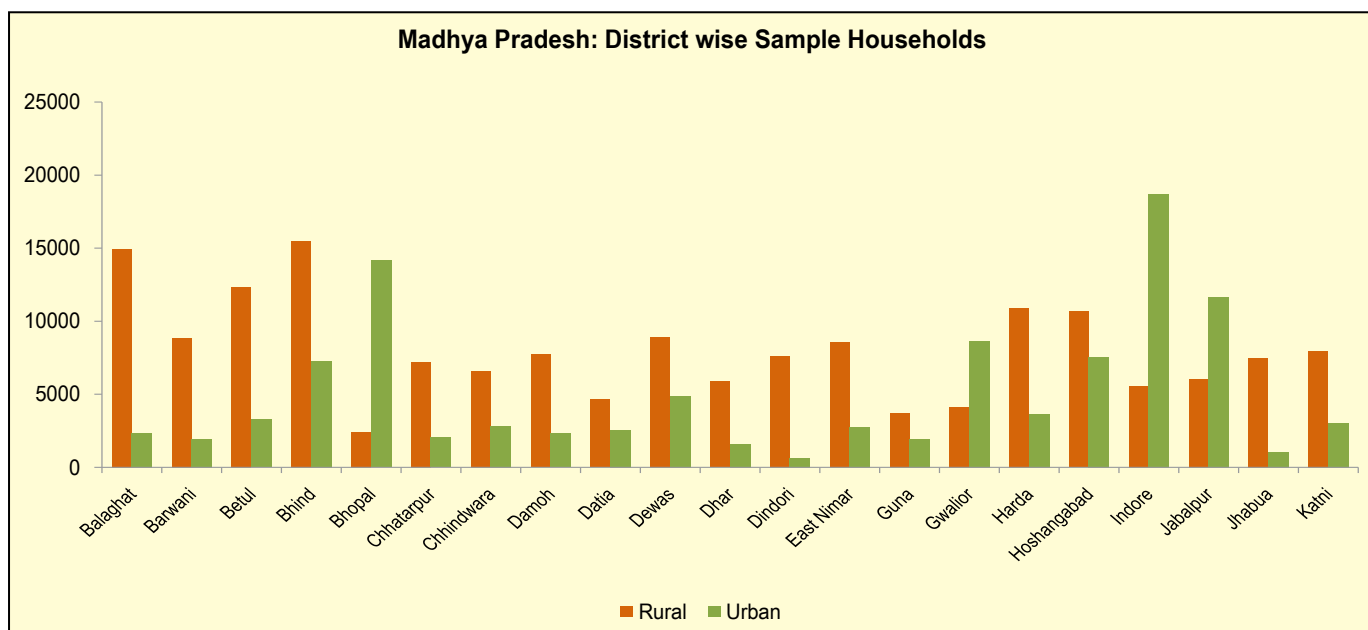
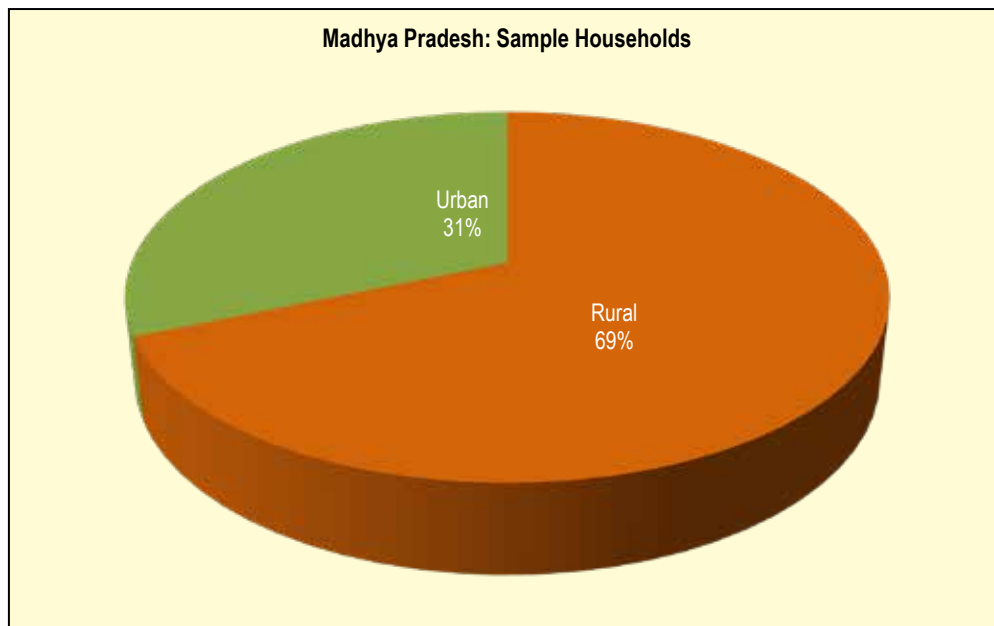


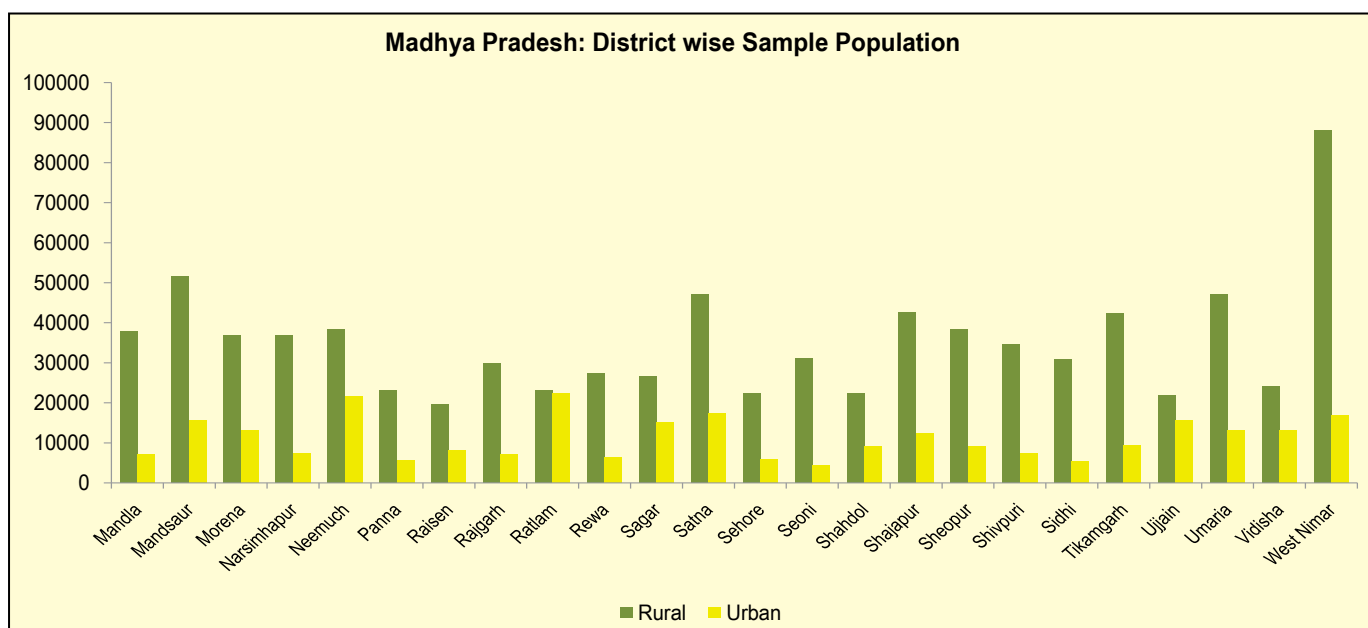
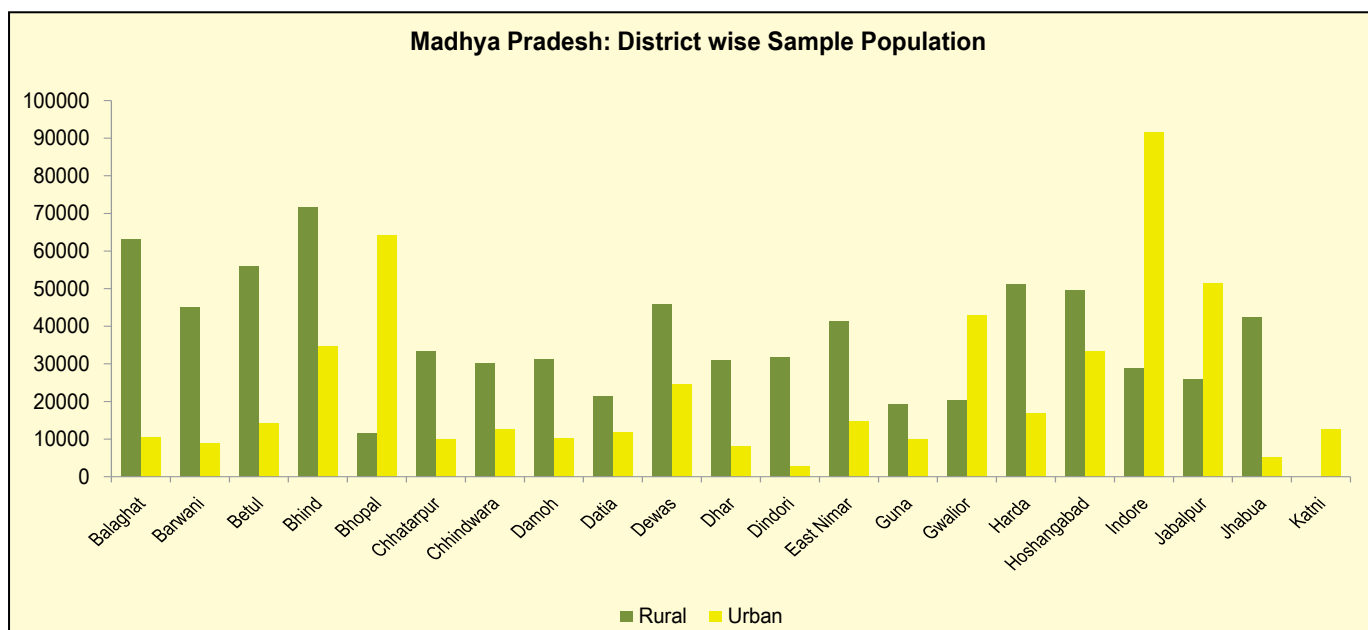
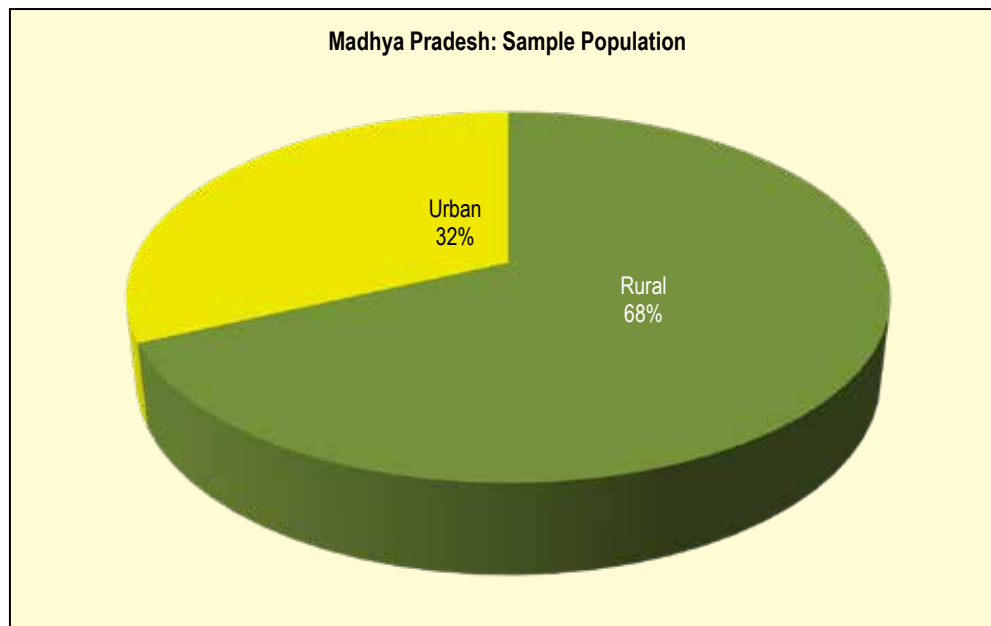
## SAMPLE PARTICULARS

State / District	Sample Units			Households			Population		
	Total	Rural	Urban	Total	Rural	Urban	Total	Rural	Urban
1	2	3	4	5	6	7	8	9	10
Madhya Pradesh	2557	1660	897	519811	357179	162632	2389787	1629355	760432
Balaghat	69	56	13	17292	14958	2334	73641	63229	10412
Barwani	55	43	12	10787	8860	1927	53874	45002	8872
Betul	80	59	21	15615	12333	3282	70327	56024	14303
Bhind	93	63	30	22756	15478	7278	106513	71772	34741
Bhopal	111	16	95	16609	2443	14166	76043	11722	64321
Chhatarpur	46	32	14	9252	7197	2055	43340	33494	9846
Chhindwara	59	39	20	9442	6589	2853	42742	30060	12682
Damoh	42	31	11	10028	7713	2315	41400	31221	10179
Datia	40	28	12	7202	4648	2554	33458	21526	11932
Dewas	74	47	27	13798	8913	4885	70575	45950	24625
Dhar	41	31	10	7495	5888	1607	38985	30856	8129
Dindori	45	41	4	8284	7623	661	34474	31730	2744
East Nimar	58	37	21	11371	8584	2787	56169	41485	14684
Guna	33	23	10	5679	3721	1958	29399	19421	9978
Gwalior	65	20	45	12799	4150	8649	63269	20355	42914
Harda	75	53	22	14547	10890	3657	68116	51287	16829
Hoshangabad	95	56	39	18249	10681	7568	83096	49606	33490
Indore	107	23	84	24253	5549	18704	120277	28802	91475
Jabalpur	99	33	66	17703	6046	11657	77369	25918	51451
Jhabua	43	37	6	8535	7493	1042	47714	42523	5191
Katni	43	30	13	11016	7982	3034	45637	33037	12600
Mandla	59	50	9	10498	8831	1667	45198	37939	7259
Mandsaur	65	48	17	14234	11066	3168	67375	51708	15667
Morena	43	30	13	10107	7587	2520	49936	36842	13094
Narsimhapur	48	37	11	10241	8621	1620	44098	36804	7294
Neemuch	61	38	23	13151	8735	4416	59774	38271	21503
Panna	35	28	7	6539	5333	1206	28645	23106	5539
Raisen	39	29	10	5765	4014	1751	27882	19755	8127
Rajgarh	47	35	12	8455	6918	1537	37074	29816	7258
Ratlam	49	29	20	9741	5157	4584	45513	23036	22477
Rewa	42	32	10	8438	6897	1541	33914	27490	6424
Sagar	47	29	18	9413	6091	3322	41729	26575	15154
Satna	60	43	17	15377	11330	4047	64536	47229	17307
Sehore	32	24	8	5273	4146	1127	28299	22458	5841
Seoni	43	36	7	8142	7162	980	35588	31112	4476
Shahdol	43	28	15	7779	5688	2091	31323	22245	9078
Shajapur	58	43	15	11788	9328	2460	54970	42527	12443
Sheopur	42	32	10	10921	8996	1925	47462	38352	9110
Shivpuri	41	31	10	8780	7310	1470	42071	34718	7353
Sidhi	35	28	7	8022	6820	1202	36351	30953	5398
Tikamgarh	48	36	12	11647	9588	2059	51857	42382	9475
Ujjain	45	23	22	7688	4431	3257	37391	21794	15597
Umaria	59	45	14	14813	11663	3150	60120	46981	13139
Vidisha	43	30	13	7945	4972	2973	37436	24232	13204
West Nimar	100	78	22	22342	18756	3586	104827	88010	16817











## SAMPLE PARTICULARS

State / District	Ever Married Women (aged 15-49 years)			Currently Married Women (aged 15-49 years)			Children 12-23 months		
	Total	Rural	Urban	Total	Rural	Urban	Total	Rural	Urban
1	2	3	4	5	6	7	8	9	10
Madhya Pradesh	471826	321995	149831	451778	309324	142454	83509	59646	23863
Balaghat	14732	12675	2057	13893	11976	1917	3271	2880	391
Barwani	10991	9116	1875	10539	8785	1754	2781	2284	497
Betul	13355	10533	2822	12599	9960	2639	2865	2370	495
Bhind	19869	13117	6752	19102	12620	6482	3521	2541	980
Bhopal	15194	2178	13016	14449	2084	12365	2614	525	2089
Chhatarpur	7907	6074	1833	7704	5930	1774	1927	1570	357
Chhindwara	8233	5791	2442	7743	5470	2273	1860	1390	470
Damoh	8141	6219	1922	7817	5996	1821	1821	1413	408
Datia	6528	4265	2263	6317	4113	2204	1189	804	385
Dewas	14586	9532	5054	14088	9215	4873	2512	1671	841
Dhar	7892	6230	1662	7526	5955	1571	1381	1032	349
Dindori	7201	6629	572	6664	6161	503	1689	1556	133
East Nimar	10478	7896	2582	10019	7580	2439	2359	1824	535
Guna	5700	3751	1949	5548	3655	1893	1165	863	302
Gwalior	12146	3947	8199	11648	3821	7827	2007	699	1308
Harda	13234	9963	3271	12812	9682	3130	2622	1984	638
Hoshangabad	16031	9542	6489	15351	9180	6171	2731	1754	977
Indore	24765	6024	18741	23557	5777	17780	3841	1045	2796
Jabalpur	14957	5137	9820	14245	4878	9367	2180	690	1490
Jhabua	9076	8000	1076	8784	7765	1019	1408	1251	157
Katni	8996	6530	2466	8580	6271	2309	1988	1502	486
Mandla	9418	7963	1455	8789	7444	1345	2058	1780	278
Mandsaur	14537	11239	3298	13806	10710	3096	1990	1487	503
Morena	9662	7119	2543	9361	6901	2460	1995	1568	427
Narsimhapur	8866	7419	1447	8492	7121	1371	1727	1485	242
Neemuch	12826	8432	4394	12182	8004	4178	2525	1593	932
Panna	5264	4242	1022	5105	4125	980	1141	965	176
Raisen	5071	3551	1520	4908	3451	1457	1102	834	268
Rajgarh	7866	6363	1503	7564	6131	1433	1684	1412	272
Ratlam	9620	5058	4562	9074	4798	4276	2414	1398	1016
Rewa	6336	5127	1209	6121	4968	1153	1520	1335	185
Sagar	8003	5122	2881	7608	4902	2706	1859	1334	525
Satna	12397	9023	3374	12019	8762	3257	2610	1970	640
Sehore	5389	4259	1130	5155	4086	1069	1360	1076	284
Seoni	7085	6209	876	6714	5886	828	1444	1290	154
Shahdol	6367	4605	1762	6141	4446	1695	1111	855	256
Shajapur	11151	8687	2464	10728	8392	2336	2177	1637	540
Sheopur	9249	7562	1687	8985	7364	1621	1844	1565	279
Shivpuri	7946	6569	1377	7710	6389	1321	2125	1799	326
Sidhi	6748	5720	1028	6615	5598	1017	1410	1223	187
Tikamgarh	10029	8178	1851	9843	8048	1795	2111	1797	314
Ujjain	7788	4688	3100	7413	4473	2940	1670	972	698
Umaria	11992	9408	2584	11462	9019	2443	2548	2132	416
Vidisha	6785	4295	2490	6537	4161	2376	1850	1229	621
West Nimar	21419	18008	3411	20461	17271	3190	4040	3445	595

## HOUSEHOLD CHARACTERISTICS

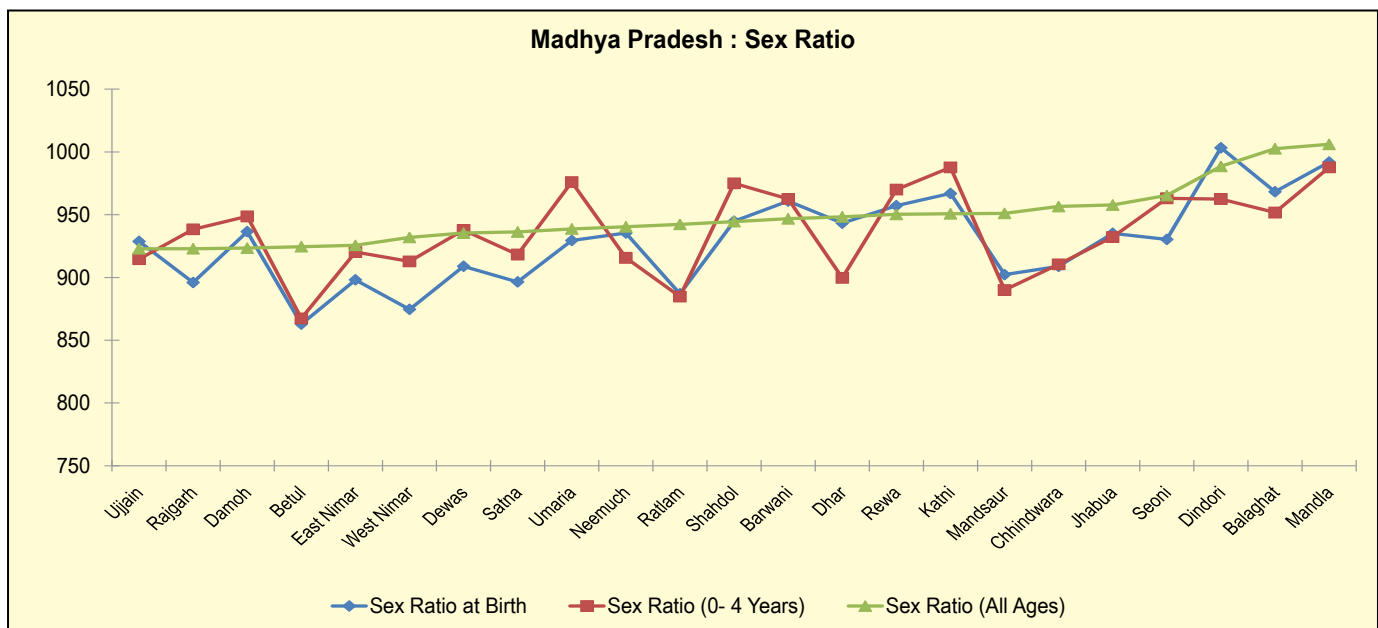
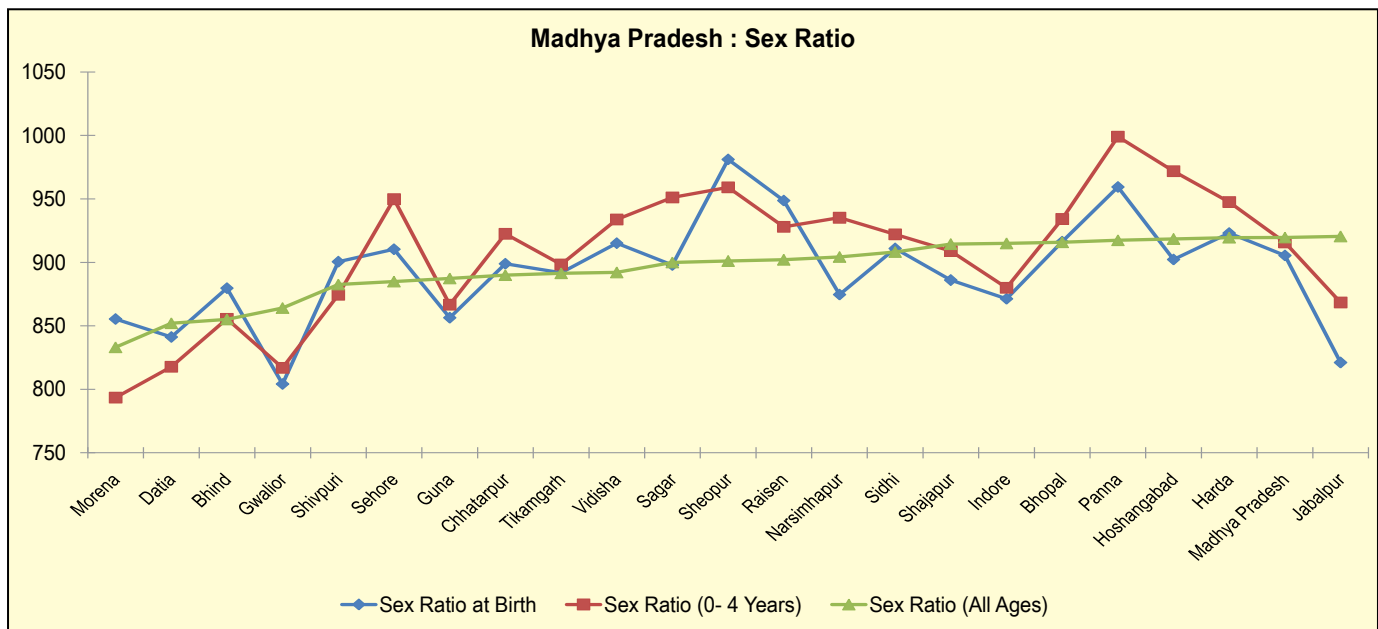
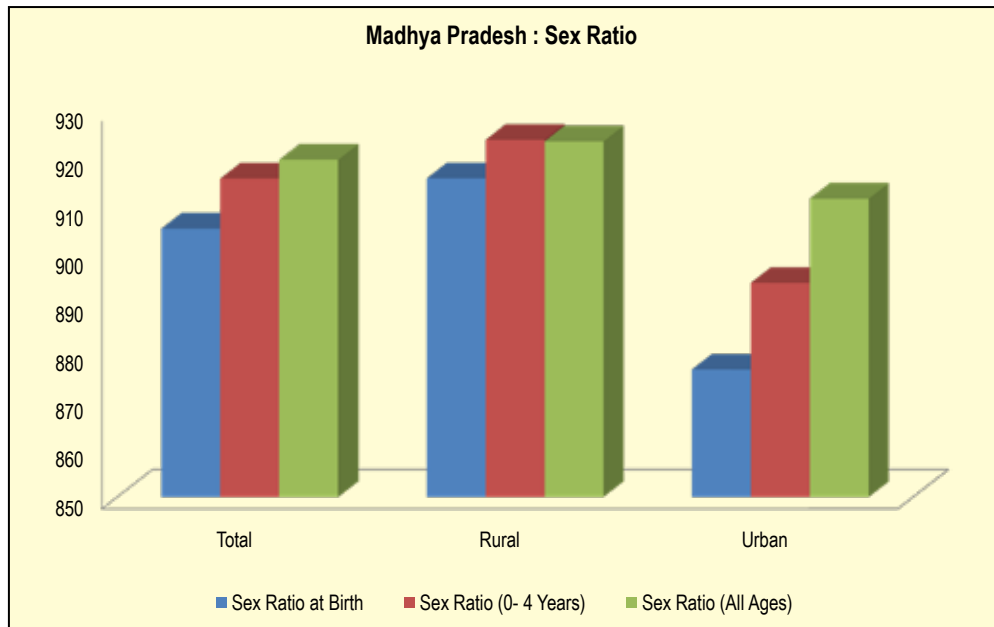
State / District	Average Household Size								
	SC			ST			ALL		
	Total	Rural	Urban	Total	Rural	Urban	Total	Rural	Urban
1	2	3	4	5	6	7	8	9	10
Madhya Pradesh	4.6	4.5	4.8	4.7	4.7	4.6	4.6	4.6	4.7
Balaghat	4.3	4.2	4.6	4.2	4.3	4.2	4.3	4.2	4.5
Barwani	4.7	4.7	4.8	5.1	5.1	4.5	5.0	5.1	4.6
Betul	4.3	4.2	4.5	4.7	4.7	4.2	4.5	4.6	4.4
Bhind	4.7	4.6	4.9	4.7	4.7	4.6	4.7	4.7	4.8
Bhopal	4.6	4.7	4.6	4.6	5.1	4.5	4.6	4.8	4.5
Chhatarpur	4.7	4.6	5.1	4.7	4.8	3.9	4.7	4.7	4.8
Chhindwara	4.5	4.5	4.4	4.6	4.7	4.4	4.5	4.6	4.4
Damoh	4.1	4.0	4.5	4.1	4.1	4.6	4.1	4.0	4.4
Datia	4.5	4.4	4.7	4.7	4.8	3.7	4.7	4.7	4.7
Dewas	4.9	4.8	5.0	5.2	5.1	5.4	5.1	5.2	5.0
Dhar	4.8	4.5	5.2	5.3	5.3	4.9	5.2	5.3	5.1
Dindori	4.1	4.1	4.3	4.2	4.2	4.0	4.2	4.2	4.2
East Nimar	4.6	4.5	4.8	5.0	5.1	4.3	4.9	4.8	5.3
Guna	5.0	5.0	5.1	5.0	5.0	5.2	5.2	5.2	5.1
Gwalior	5.1	4.6	5.2	5.1	4.6	5.7	4.9	4.9	5.0
Harda	4.7	4.6	4.8	5.2	5.2	4.7	4.7	4.7	4.6
Hoshangabad	4.6	4.6	4.6	4.7	4.8	4.2	4.5	4.6	4.4
Indore	5.0	5.0	5.0	4.8	4.8	4.8	5.0	5.2	4.9
Jabalpur	4.3	4.3	4.3	4.4	4.4	4.4	4.4	4.3	4.4
Jhabua	5.3	5.4	5.2	5.8	5.8	5.2	5.6	5.7	5.0
Katni	4.3	4.3	4.3	4.1	4.1	3.8	4.1	4.1	4.2
Mandla	4.6	4.7	4.4	4.3	4.3	3.9	4.3	4.3	4.4
Mandsaur	4.6	4.5	5.0	4.6	4.6	4.5	4.7	4.7	4.9
Morena	4.9	4.8	5.2	4.8	4.4	5.1	5.0	4.9	5.2
Narsimhapur	4.3	4.3	4.6	4.2	4.2	4.1	4.3	4.3	4.5
Neemuch	4.3	4.2	4.6	4.3	4.2	4.9	4.5	4.3	4.8
Panna	4.2	4.2	4.6	4.9	4.9	5.0	4.4	4.3	4.6
Raisen	4.8	4.9	4.8	5.1	5.1	4.6	4.8	4.9	4.6
Rajgarh	4.2	4.2	4.4	4.5	4.3	5.4	4.3	4.3	4.7
Ratlam	4.5	4.3	4.9	4.6	4.5	5.0	4.7	4.5	4.9
Rewa	4.2	4.2	4.5	3.8	3.7	4.2	4.0	4.0	4.2
Sagar	4.4	4.2	4.7	4.5	4.6	4.0	4.4	4.4	4.6
Satna	4.2	4.1	4.4	4.2	4.2	4.1	4.2	4.2	4.3
Sehore	5.0	5.0	4.9	5.9	5.9	5.2	5.4	5.4	5.2
Seoni	4.5	4.4	4.8	4.2	4.2	4.4	4.4	4.3	4.6
Shahdol	4.0	3.8	4.3	3.9	3.9	4.1	4.0	3.9	4.3
Shajapur	4.6	4.5	5.1	4.5	4.5	4.3	4.7	4.6	5.1
Sheopur	4.2	4.1	4.8	4.3	4.3	4.7	4.4	4.3	4.7
Shivpuri	4.7	4.6	4.9	4.8	4.8	5.2	4.8	4.8	5.0
Sidhi	4.5	4.6	4.1	4.4	4.4	4.9	4.5	4.6	4.5
Tikamgarh	4.4	4.4	4.6	4.4	4.4	4.8	4.5	4.4	4.6
Ujjain	4.7	4.8	4.6	4.8	4.8	4.8	4.9	4.9	4.8
Umaria	4.1	4.1	4.1	4.0	4.0	4.0	4.1	4.0	4.2
Vidisha	4.9	5.0	4.5	5.0	5.0	4.5	4.8	4.9	4.4
West Nimar	4.4	4.3	4.8	4.8	4.8	4.5	4.7	4.7	4.7

## HOUSEHOLD CHARACTERISTICS

State / District	Population below age 15 years (%)			Dependency Ratio			Currently Married Illiterate Women aged 15-49 years (%)		
	Total	Rural	Urban	Total	Rural	Urban	Total	Rural	Urban
1	2	3	4	5	6	7	8	9	10
Madhya Pradesh	31.0	33.0	26.6	63.7	69.4	52.9	38.1	48.7	15.2
Balaghat	27.4	27.8	25.0	54.4	55.5	48.8	18.5	20.1	10.0
Barwani	36.9	38.8	28.6	74.2	78.3	58.6	69.4	78.1	31.8
Betul	28.0	29.0	23.4	57.4	60.4	45.5	22.6	26.5	6.8
Bhind	31.1	31.9	29.7	63.6	67.7	57.2	41.8	46.5	34.1
Bhopal	27.0	34.8	25.5	52.1	74.2	48.6	13.6	45.8	7.9
Chhatarpur	34.7	36.3	29.6	79.4	86.9	59.6	42.4	48.9	23.1
Chhindwara	26.4	27.8	22.9	53.5	56.5	46.4	28.3	34.6	11.9
Damoh	32.2	33.1	28.9	65.8	68.1	58.5	36.3	42.8	13.2
Datia	29.6	30.9	26.8	60.7	64.7	52.9	40.2	49.1	20.7
Dewas	31.0	32.1	28.8	65.0	69.4	57.1	40.1	49.7	20.7
Dhar	33.4	34.5	29.3	66.3	69.2	56.0	57.0	64.5	26.9
Dindori	32.0	32.3	26.3	63.9	64.9	45.3	39.0	40.4	4.4
East Nimar	32.7	33.6	30.3	69.3	71.2	64.4	47.8	57.7	18.1
Guna	34.0	35.4	30.1	71.1	75.4	60.7	54.3	65.1	24.5
Gwalior	27.2	32.4	25.1	54.6	65.0	50.8	25.8	53.9	14.0
Harda	30.2	31.0	27.2	62.3	64.6	54.4	26.3	30.5	9.0
Hoshangabad	27.8	29.6	24.6	56.5	61.8	48.3	26.2	33.6	12.6
Indore	26.1	31.4	24.6	53.6	65.1	50.5	15.2	40.8	7.3
Jabalpur	26.0	30.1	23.4	52.1	59.7	47.6	17.6	32.1	8.0
Jhabua	40.3	41.2	32.1	82.1	84.4	63.8	78.5	84.5	29.6
Katni	30.6	32.2	26.2	62.2	66.9	51.0	36.5	44.9	15.1
Mandla	29.6	30.3	23.4	58.7	60.4	46.4	37.0	40.5	7.1
Mandsaur	28.5	29.4	25.7	59.7	62.0	52.7	42.2	51.0	14.1
Morena	33.1	34.6	30.0	65.9	71.1	56.2	48.9	58.4	29.1
Narsimhapur	28.4	28.9	26.0	59.3	61.0	50.9	24.6	26.6	13.7
Neemuch	27.4	28.2	26.7	58.0	60.2	56.0	38.5	51.0	14.7
Panna	35.1	35.9	30.9	76.1	79.0	62.2	44.2	47.3	28.2
Raisen	33.2	34.5	29.2	68.4	72.5	56.9	33.8	41.5	9.7
Rajgarh	30.9	31.6	27.7	66.1	68.0	56.9	56.3	62.3	24.0
Ratlam	30.5	34.7	25.8	64.0	74.3	54.0	40.7	61.7	15.7
Rewa	32.4	33.6	27.1	74.3	78.6	56.7	35.5	39.3	16.5
Sagar	30.9	32.4	28.1	63.7	68.5	55.3	24.5	32.2	8.8
Satna	32.0	32.8	29.9	68.9	73.8	57.5	36.7	41.4	24.8
Sehore	32.8	33.6	29.8	68.8	71.1	60.1	43.6	49.4	19.9
Seoni	29.9	30.3	26.0	58.4	59.4	50.3	29.0	31.8	2.6
Shahdol	29.5	31.5	24.7	57.1	63.9	42.1	39.3	46.4	19.0
Shajapur	31.2	31.1	31.4	69.4	71.3	63.9	44.3	52.0	19.9
Sheopur	35.9	36.9	31.0	71.9	74.7	59.6	72.9	79.8	37.0
Shivpuri	36.8	37.7	31.7	79.8	83.7	61.2	54.5	60.2	23.9
Sidhi	35.2	36.0	30.2	70.8	73.8	54.6	50.2	54.3	24.2
Tikamgarh	33.3	34.7	27.8	70.9	75.7	54.5	46.7	52.7	22.1
Ujjain	28.9	32.0	24.6	63.4	72.4	52.6	40.0	57.8	12.6
Umaria	32.1	33.3	27.3	62.8	66.4	50.1	42.1	47.8	18.7
Vidisha	33.6	35.7	28.4	71.8	79.1	56.0	30.6	37.1	14.2
West Nimar	31.5	32.3	27.2	62.3	64.5	52.4	48.2	54.0	18.2

## SEX RATIO

State / District	Sex Ratio at Birth			Sex Ratio (0- 4 Years)			Sex Ratio (All Ages)		
	Total	Rural	Urban	Total	Rural	Urban	Total	Rural	Urban
1	2	3	4	5	6	7	8	9	10
Madhya Pradesh	905	916	876	916	924	894	920	923	912
Balaghat	968	979	906	952	952	948	1003	1005	992
Barwani	961	938	1064	963	954	1007	947	947	947
Betul	863	856	906	867	852	956	925	918	952
Bhind	880	860	920	856	850	866	855	844	873
Bhopal	916	828	940	934	873	951	916	898	919
Chhatarpur	899	911	841	923	921	931	890	888	897
Chhindwara	909	941	823	910	922	878	957	960	947
Damoh	937	946	898	949	956	919	923	918	941
Datia	841	827	881	818	794	889	852	845	868
Dewas	909	944	833	938	966	877	935	939	928
Dhar	943	1006	737	900	928	795	948	959	907
Dindori	1003	1005	952	963	962	991	989	989	983
East Nimar	898	885	943	920	937	859	926	932	908
Guna	856	878	781	867	884	810	887	886	891
Gwalior	804	758	829	817	750	852	864	828	879
Harda	923	914	965	948	923	1064	920	917	928
Hoshangabad	902	922	855	972	998	914	918	918	919
Indore	871	911	856	880	911	869	915	949	905
Jabalpur	821	813	829	868	844	890	920	931	914
Jhabua	935	940	-	932	928	983	958	958	954
Katni	967	981	918	988	994	963	951	951	950
Mandla	992	1000	897	988	991	952	1006	1009	980
Mandsaur	902	920	844	890	888	898	951	950	953
Morena	855	866	827	793	790	802	833	830	840
Narsimhapur	875	899	733	935	953	841	904	905	900
Neemuch	935	923	957	916	918	911	940	934	951
Panna	959	946	1072	999	984	1106	918	910	957
Raisen	949	971	857	928	957	821	902	913	869
Rajgarh	896	876	1037	938	928	1006	923	923	922
Ratlam	887	870	915	885	881	891	942	933	953
Rewa	957	971	876	970	966	996	950	956	922
Sagar	898	899	896	951	949	956	900	882	935
Satna	897	899	887	918	933	870	936	951	900
Sehore	910	916	888	950	961	899	885	891	858
Seoni	930	933	901	963	965	938	965	968	945
Shahdol	945	932	992	975	971	988	945	957	915
Shajapur	886	868	942	909	880	998	914	909	932
Sheopur	981	984	962	959	970	900	901	906	876
Shivpuri	901	911	840	875	887	799	883	878	907
Sidhi	911	922	830	922	930	868	908	912	889
Tikamgarh	892	904	831	898	908	847	891	889	900
Ujjain	929	929	929	915	931	887	923	938	902
Umaria	929	928	937	976	977	973	939	942	927
Vidisha	915	935	847	934	950	882	892	891	896
West Nimar	875	877	861	913	918	889	932	931	936



## EFFECTIVE LITERACY RATE

State / District	Person			Male			Female		
	Total	Rural	Urban	Total	Rural	Urban	Total	Rural	Urban
1	2	3	4	5	6	7	8	9	10
Madhya Pradesh	76.9	70.6	89.7	85.3	80.6	94.8	67.7	59.7	84.2
Balaghat	82.8	81.2	91.0	89.8	88.6	96.1	75.9	73.9	85.9
Barwani	60.6	55.8	80.5	69.1	64.8	87.1	51.5	46.2	73.5
Betul	81.5	78.6	93.6	87.9	85.7	97.6	74.5	71.0	89.3
Bhind	77.9	75.3	82.3	88.8	87.3	91.3	65.2	61.0	72.1
Bhopal	91.1	74.3	94.1	95.2	83.3	97.3	86.6	64.2	90.5
Chhatarpur	72.6	68.2	85.3	80.2	75.5	93.9	64.0	59.9	75.7
Chhindwara	79.4	74.0	92.8	85.8	81.6	96.0	72.7	66.0	89.5
Damoh	75.8	71.2	91.1	83.1	79.5	95.1	67.8	62.0	86.8
Datia	78.7	74.1	88.1	89.0	86.6	94.1	66.4	59.2	81.1
Dewas	75.9	70.2	86.7	85.7	81.7	93.3	65.4	57.8	79.7
Dhar	67.5	63.4	83.2	77.4	73.9	90.3	57.2	52.6	75.3
Dindori	74.2	73.3	95.1	85.5	84.9	97.2	63.0	61.6	93.0
East Nimar	70.0	64.1	86.3	77.7	72.8	91.3	61.8	54.7	81.0
Guna	71.5	65.9	85.7	82.0	78.4	91.1	59.7	51.6	79.8
Gwalior	86.2	74.5	90.9	93.2	86.5	95.9	78.2	60.0	85.2
Harda	79.6	76.3	91.3	87.4	84.5	98.0	70.9	67.3	83.9
Hoshangabad	81.7	76.1	90.7	89.0	84.6	96.1	73.6	66.7	84.8
Indore	88.9	75.6	92.6	93.8	86.6	95.8	83.5	64.1	89.1
Jabalpur	87.8	77.8	94.0	93.3	87.3	96.9	81.9	67.6	90.8
Jhabua	50.0	46.6	79.1	57.6	54.3	85.6	42.2	38.6	72.3
Katni	79.8	75.5	90.8	89.6	87.2	95.9	69.4	63.1	85.4
Mandla	76.3	74.0	93.8	87.2	85.7	98.3	65.5	62.4	89.2
Mandsaur	76.7	72.5	89.5	89.7	87.7	96.0	62.9	56.5	82.7
Morena	77.0	72.8	85.3	89.0	86.4	94.2	62.7	56.7	74.9
Narsimhapur	80.4	78.1	92.3	87.6	86.0	95.6	72.3	69.2	88.7
Neemuch	78.1	71.9	89.3	90.0	86.8	95.8	65.4	55.8	82.4
Panna	70.7	68.2	83.7	78.7	76.4	91.0	61.7	58.9	75.9
Raisen	75.5	70.2	91.2	81.5	76.6	96.0	68.7	63.1	85.7
Rajgarh	66.5	62.7	86.1	76.1	72.6	93.9	56.0	51.8	77.6
Ratlam	77.4	66.0	89.5	86.7	79.1	94.7	67.7	51.9	84.0
Rewa	76.3	73.2	90.2	85.2	82.7	95.8	66.9	63.2	84.0
Sagar	81.8	76.1	92.2	88.5	84.0	97.0	74.1	67.0	87.0
Satna	76.0	72.2	85.6	84.3	81.3	91.5	67.2	62.7	79.0
Sehore	76.7	74.1	87.2	86.9	85.4	92.8	65.0	61.1	80.7
Seoni	78.6	76.6	96.9	85.6	84.1	98.6	71.4	68.9	95.1
Shahdol	74.0	67.8	89.1	82.5	77.3	94.9	64.8	57.7	82.7
Shajapur	74.0	69.8	87.2	85.7	83.1	94.0	61.2	55.2	79.9
Sheopur	62.0	57.8	81.4	73.2	69.5	90.2	49.2	44.5	71.2
Shivpuri	73.5	70.7	87.8	84.3	82.5	93.7	61.2	57.2	81.3
Sidhi	71.3	68.8	85.9	79.8	77.2	94.8	61.8	59.5	75.7
Tikamgarh	69.2	65.4	83.4	78.0	73.9	93.7	59.1	55.6	72.1
Ujjain	76.4	66.8	89.2	87.9	82.8	94.5	64.1	49.9	83.4
Umaria	73.6	70.4	86.1	82.1	78.6	95.5	64.5	61.6	75.9
Vidisha	80.3	77.7	86.2	87.0	85.9	89.7	72.7	68.5	82.3
West Nimar	73.7	70.7	88.1	84.2	82.1	94.1	62.4	58.4	81.8



MARRIAGE									
State / District	Marriages among Females below legal age (18 years) (%)#			Marriages among Males below legal age (21 years) (%)#			Currently Married Women aged 20-24 years married before legal age (18 years) (%)		
	Total	Rural	Urban	Total	Rural	Urban	Total	Rural	Urban
1	2	3	4	5	6	7	8	9	10
Madhya Pradesh	10.6	14.1	3.7	21.3	28.4	7.9	42.0	46.5	27.7
Balaghat	1.1	1.2	0.6	4.8	5.5	1.3	13.4	13.5	12.8
Barwani	19.9	22.0	11.0	41.1	46.2	19.6	51.4	54.1	36.5
Betul	3.9	4.3	2.5	6.5	7.2	3.9	20.2	21.6	12.4
Bhind	5.5	6.2	4.4	23.0	26.5	17.2	39.7	41.7	35.8
Bhopal	3.3	5.5	2.9	6.6	15.5	5.1	25.0	27.5	24.2
Chhatarpur	25.4	31.2	8.6	36.2	43.3	12.9	61.4	64.4	49.4
Chhindwara	3.5	4.3	1.7	6.3	6.9	4.8	23.3	26.2	13.5
Damoh	10.8	12.0	6.4	17.3	20.0	8.0	33.9	36.3	18.5
Datia	6.6	9.0	1.5	21.1	26.5	9.7	38.6	43.4	24.0
Dewas	8.6	11.7	2.7	22.2	29.3	9.7	40.5	45.6	26.8
Dhar	11.1	13.0	2.9	28.4	34.4	4.5	40.4	41.7	34.6
Dindori	8.3	8.6	-	20.7	21.2	-	40.9	41.1	-
East Nimar	4.5	5.5	1.5	11.9	14.9	3.5	25.7	27.5	17.1
Guna	16.2	21.2	3.7	36.5	48.0	9.6	51.0	55.0	34.7
Gwalior	2.7	5.9	1.6	10.4	20.4	7.1	31.8	44.9	22.7
Harda	3.1	2.9	3.5	7.8	9.0	3.4	30.5	31.7	24.5
Hoshangabad	2.7	3.4	1.5	4.2	4.8	2.9	23.2	25.8	16.8
Indore	3.8	8.8	2.2	9.1	25.3	4.7	27.8	41.5	20.6
Jabalpur	2.9	5.2	1.5	6.2	11.9	2.4	29.4	35.7	22.5
Jhabua	25.6	28.0	3.4	55.3	58.5	28.3	52.3	53.6	37.2
Katni	7.0	8.5	4.3	12.9	17.3	4.0	49.1	52.4	33.8
Mandla	7.2	7.9	2.8	19.1	21.3	3.7	34.2	35.6	13.3
Mandsaur	16.1	20.7	3.7	29.2	36.7	9.7	51.1	55.9	31.8
Morena	13.3	16.0	7.3	29.2	34.7	18.3	47.6	51.2	36.6
Narsimhapur	6.3	7.4	1.1	10.7	11.6	5.8	36.1	36.8	31.1
Neemuch	15.9	22.8	4.7	27.0	36.1	13.5	42.3	48.6	24.8
Panna	14.3	14.6	12.9	21.6	23.7	11.3	64.3	66.9	44.6
Raisen	6.0	6.9	3.0	13.7	16.0	6.3	34.3	38.0	17.0
Rajgarh	24.6	26.4	13.2	39.8	42.9	19.7	55.4	57.2	41.7
Ratlam	14.6	22.8	5.4	27.0	45.8	8.8	44.5	53.4	26.8
Rewa	12.5	13.3	8.1	22.2	22.7	19.6	56.2	58.2	39.2
Sagar	8.2	11.2	3.2	14.1	19.2	5.0	41.2	47.6	22.7
Satna	9.3	10.0	7.2	22.0	23.6	17.4	53.8	55.4	48.5
Sehore	6.8	7.7	3.0	16.3	19.2	6.3	41.8	44.0	29.6
Seoni	2.7	3.0	0.0	9.6	10.5	2.0	23.8	23.9	20.5
Shahdol	12.5	15.1	6.1	24.3	30.8	7.2	49.4	53.4	31.8
Shajapur	24.2	30.9	4.6	37.3	45.5	15.1	50.1	54.3	33.3
Sheopur	19.8	22.5	6.2	39.4	44.1	17.8	54.4	56.6	34.7
Shivpuri	14.4	15.7	7.6	33.5	38.7	11.7	47.1	49.6	25.3
Sidhi	15.3	16.9	6.1	34.4	38.6	10.9	53.9	55.4	41.0
Tikamgarh	27.1	30.6	14.3	42.7	48.1	23.1	54.2	57.0	37.8
Ujjain	17.7	28.7	3.1	27.8	43.7	7.0	51.9	62.3	26.2
Umaria	12.4	14.7	4.7	20.4	23.7	7.9	45.8	48.0	30.9
Vidisha	8.7	9.3	6.7	13.8	16.1	7.1	35.8	36.9	31.3
West Nimar	7.9	9.0	1.9	18.5	21.2	5.0	34.6	36.4	20.8

# Based on marriages taken place during 2009-2011.

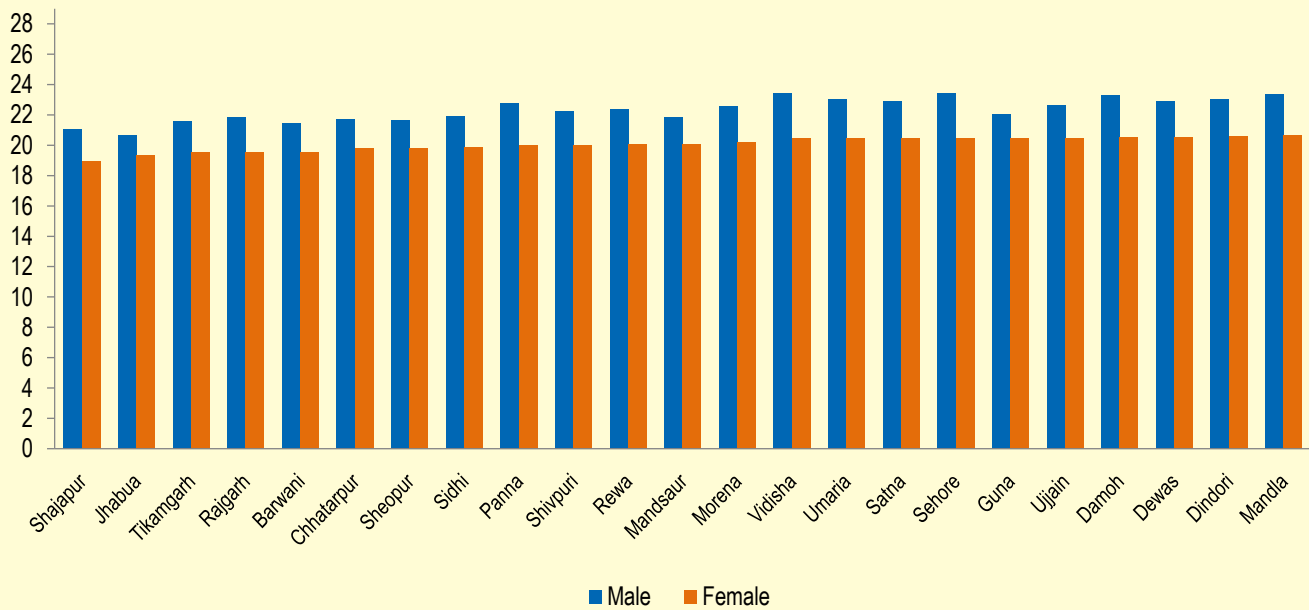
## MARRIAGE

State / District	Currently Married Men aged 25-29 years married before legal age ( 21 years) (%)			Mean age at Marriage#					
				Male			Female		
	Total	Rural	Urban	Total	Rural	Urban	Total	Rural	Urban
1	2	3	4	5	6	7	8	9	10
Madhya Pradesh	40.5	46.8	23.8	23.4	22.4	25.4	20.8	20.1	22.3
Balaghat	15.8	16.4	12.1	25.3	25.1	26.7	21.8	21.7	22.5
Barwani	51.5	55.8	34.1	21.4	20.9	23.9	19.6	19.2	20.9
Betul	22.0	23.8	11.2	25.2	24.8	27.0	21.3	21.1	22.1
Bhind	43.9	46.1	39.8	22.7	22.4	23.2	20.8	20.5	21.2
Bhopal	18.4	25.4	16.9	26.0	23.4	26.4	22.6	20.7	22.9
Chhatarpur	54.5	61.1	30.1	21.7	21.1	24.2	19.8	19.3	21.5
Chhindwara	23.7	27.2	13.6	25.9	25.4	27.1	21.9	21.5	22.7
Damoh	37.8	40.9	22.1	23.3	22.6	25.6	20.5	20.1	22.0
Datia	43.6	49.8	27.4	23.5	22.8	25.0	21.0	20.4	22.3
Dewas	40.7	47.7	25.0	22.9	22.1	24.5	20.5	20.0	21.5
Dhar	43.8	47.9	26.4	22.8	22.2	25.1	20.7	20.3	22.4
Dindori	43.2	43.6	-	23.0	22.9	-	20.6	20.6	-
East Nimar	24.6	27.4	12.3	24.2	23.4	26.6	21.4	20.9	22.8
Guna	55.1	62.4	31.6	22.1	21.0	24.6	20.5	19.7	22.4
Gwalior	28.9	43.3	21.8	24.9	22.8	25.7	22.2	20.6	22.8
Harda	26.2	28.2	16.4	24.0	23.4	26.1	21.1	20.9	21.8
Hoshangabad	20.5	23.0	14.9	25.0	24.4	26.1	21.5	20.9	22.5
Indore	23.0	39.8	16.6	25.3	22.6	26.1	22.2	20.2	22.9
Jabalpur	24.4	33.6	15.1	25.6	23.8	27.0	22.2	21.2	22.9
Jhabua	62.9	65.1	43.7	20.7	20.4	23.5	19.4	19.2	21.2
Katni	38.9	43.4	23.2	24.0	23.2	25.9	21.1	20.4	22.6
Mandla	40.7	42.6	14.7	23.4	22.9	27.6	20.7	20.4	22.6
Mandsaur	50.6	56.7	30.5	21.9	21.2	23.8	20.1	19.6	21.3
Morena	48.4	54.8	33.0	22.6	22.0	23.9	20.2	19.7	21.4
Narsimhapur	36.2	37.4	28.8	24.5	24.2	26.1	21.2	20.9	22.5
Neemuch	43.1	51.2	26.7	22.7	21.7	24.4	20.7	19.9	22.0
Panna	53.3	55.3	38.3	22.8	22.5	24.4	20.0	19.8	21.1
Raisen	32.3	36.1	17.4	23.8	23.3	25.4	21.3	20.8	22.6
Rajgarh	50.3	53.2	29.7	21.8	21.5	23.7	19.5	19.3	21.0
Ratlam	39.0	50.6	21.2	22.8	20.9	25.0	20.8	19.5	22.2
Rewa	54.5	56.4	41.2	22.4	22.2	23.5	20.1	19.8	21.1
Sagar	29.1	34.1	16.9	24.1	23.2	25.7	20.7	19.9	22.1
Satna	50.3	53.5	41.6	22.9	22.7	23.6	20.4	20.2	21.2
Sehore	39.6	43.0	23.5	23.5	22.7	26.1	20.5	20.0	22.3
Seoni	28.4	28.8	18.9	24.4	24.1	28.2	21.9	21.7	24.0
Shahdol	53.0	59.7	31.6	22.9	22.1	25.2	20.7	20.0	22.6
Shajapur	45.3	50.6	28.4	21.0	20.2	23.6	18.9	18.2	20.9
Sheopur	60.1	63.8	34.3	21.7	21.2	23.9	19.8	19.5	21.5
Shivpuri	46.5	50.0	23.8	22.2	21.8	24.2	20.0	19.8	21.2
Sidhi	61.9	64.5	41.9	21.9	21.6	24.0	19.9	19.7	21.1
Tikamgarh	64.1	68.6	42.3	21.6	21.0	23.7	19.5	19.1	21.3
Ujjain	45.4	59.1	23.6	22.7	20.9	25.2	20.5	19.1	22.5
Umaria	48.6	52.1	29.0	23.0	22.4	25.4	20.4	20.0	22.0
Vidisha	34.6	35.5	31.7	23.4	22.6	26.0	20.4	19.9	22.1
West Nimar	33.1	35.7	16.5	23.2	22.8	25.0	20.8	20.6	22.0

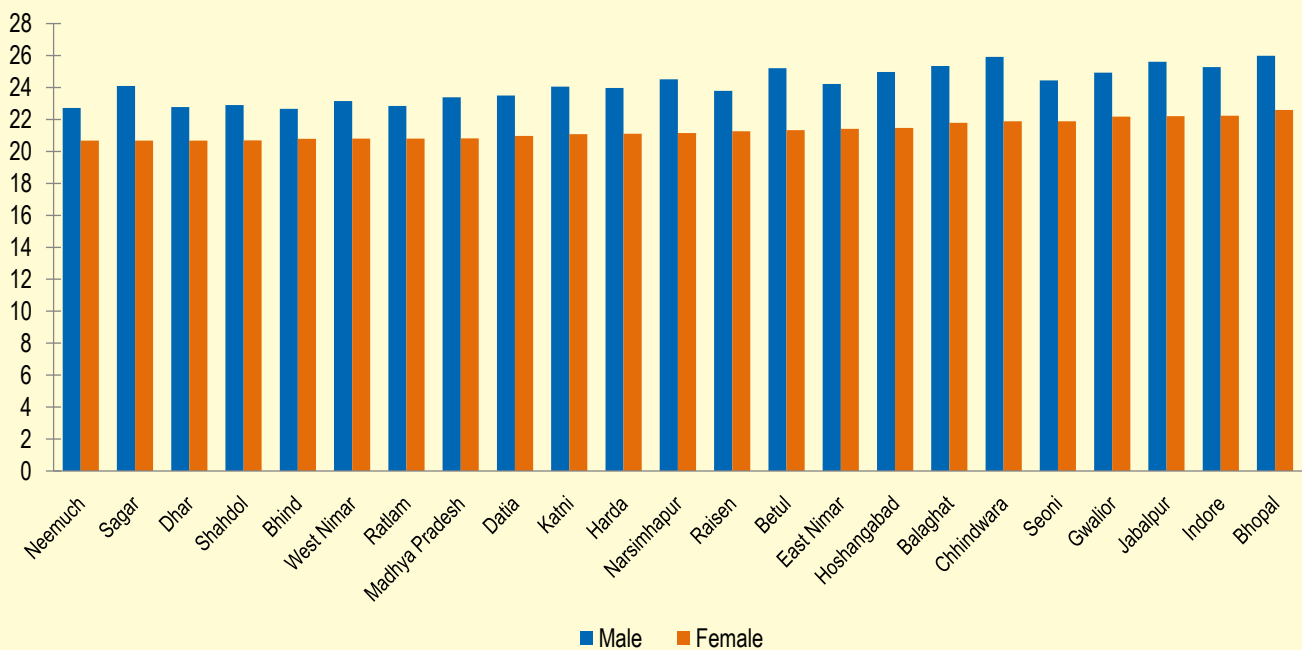
# Based on marriages taken place during 2009-2011.



Madhya Pradesh: Mean age at Marriage (based on marriages taken place during 2009-2011)



Madhya Pradesh: Mean age at Marriage (based on marriages taken place during 2009-2011)



## SCHOOLING STATUS

State / District	Children currently attending School (Age 6-17 years) (%)								
	Person			Male			Female		
	Total	Rural	Urban	Total	Rural	Urban	Total	Rural	Urban
1	2	3	4	5	6	7	8	9	10
Madhya Pradesh	92.8	92.1	94.5	92.9	92.4	94.2	92.6	91.7	94.9
Balaghat	97.6	97.5	98.4	96.9	96.7	97.9	98.4	98.3	98.9
Barwani	77.2	76.0	83.9	77.4	76.3	83.2	77.0	75.7	84.9
Betul	97.2	97.0	98.6	97.0	96.8	98.2	97.5	97.2	99.0
Bhind	93.0	92.9	93.3	93.4	93.4	93.3	92.5	92.1	93.2
Bhopal	92.7	87.6	94.0	92.2	87.4	93.4	93.3	87.9	94.6
Chhatarpur	96.5	96.3	97.0	96.1	95.9	96.9	96.9	96.8	97.2
Chhindwara	97.5	97.1	98.9	97.2	96.8	98.5	97.8	97.3	99.3
Damoh	95.5	95.7	95.0	94.7	95.1	93.1	96.4	96.2	97.0
Datia	93.3	93.0	94.0	94.0	93.9	94.4	92.5	92.0	93.6
Dewas	92.3	91.9	93.2	93.1	92.9	93.4	91.4	90.7	92.9
Dhar	87.0	86.2	90.8	87.2	86.4	91.3	86.7	86.0	90.2
Dindori	96.1	96.0	-	95.9	95.8	-	96.3	96.2	-
East Nimar	83.8	81.3	91.5	84.6	82.9	90.4	82.8	79.7	92.7
Guna	88.2	86.7	92.3	89.4	88.6	91.6	86.7	84.5	93.2
Gwalior	93.6	92.2	94.3	93.7	93.2	93.9	93.4	91.0	94.7
Harda	97.6	97.3	98.8	97.9	97.6	99.0	97.2	96.9	98.6
Hoshangabad	97.7	97.3	98.4	97.8	97.5	98.2	97.5	97.0	98.7
Indore	93.7	90.9	94.7	93.9	91.8	94.6	93.5	89.9	95.0
Jabalpur	95.9	95.1	96.5	95.3	94.4	95.9	96.5	95.7	97.2
Jhabua	72.3	71.0	86.2	74.2	73.0	86.9	70.2	68.8	85.5
Katni	96.0	95.8	96.9	96.1	95.9	96.7	95.9	95.6	97.0
Mandla	96.4	96.4	97.1	96.6	96.6	96.6	96.3	96.2	97.6
Mandsaur	90.1	90.8	87.9	90.9	92.0	87.1	89.3	89.4	88.8
Morena	92.8	92.8	93.0	93.8	94.1	93.3	91.5	91.1	92.5
Narsimhapur	97.9	97.7	98.9	97.8	97.7	98.5	98.0	97.8	99.3
Neemuch	92.8	91.8	94.6	93.3	92.6	94.6	92.2	90.9	94.6
Panna	94.3	94.2	94.7	94.2	94.2	94.7	94.3	94.2	94.7
Raisen	95.9	95.4	97.8	95.8	95.2	97.6	96.1	95.6	97.9
Rajgarh	91.1	90.3	95.3	92.5	91.7	96.4	89.6	88.8	94.0
Ratlam	90.8	88.2	94.3	92.0	90.3	94.4	89.3	85.6	94.2
Rewa	97.7	97.7	97.3	97.6	97.7	96.8	97.8	97.7	97.9
Sagar	96.1	96.1	96.0	95.6	95.9	94.9	96.7	96.4	97.3
Satna	96.8	97.3	95.4	96.3	97.0	94.7	97.2	97.6	96.1
Sehore	96.0	96.8	92.2	96.2	97.2	91.9	95.7	96.3	92.6
Seoni	97.5	97.4	99.4	97.1	96.9	99.2	98.0	97.9	99.5
Shahdol	98.4	98.2	98.8	97.9	97.6	98.6	99.0	98.9	99.1
Shajapur	90.3	91.3	87.5	91.3	92.9	86.0	89.3	89.3	89.1
Sheopur	88.8	88.6	90.3	89.8	89.7	90.5	87.6	87.2	90.0
Shivpuri	91.1	90.8	92.7	90.5	90.3	91.5	91.8	91.5	93.9
Sidhi	97.5	97.2	99.3	96.9	96.6	99.2	98.0	97.8	99.4
Tikamgarh	96.9	96.7	98.0	96.5	96.3	97.5	97.4	97.2	98.5
Ujjain	87.7	85.9	90.6	89.8	89.1	90.9	85.1	82.1	90.3
Umaria	97.3	97.1	98.1	97.0	96.9	97.3	97.6	97.4	99.0
Vidisha	97.8	97.5	98.6	97.5	97.2	98.2	98.2	97.9	99.0
West Nimar	84.5	83.9	88.3	84.4	83.9	87.5	84.6	83.8	89.1

## SCHOOLING STATUS

State / District	Children attended before / Drop out (Age 6-17 years) (%)								
	Person			Male			Female		
	Total	Rural	Urban	Total	Rural	Urban	Total	Rural	Urban
1	2	3	4	5	6	7	8	9	10
Madhya Pradesh	5.8	6.1	4.9	5.7	5.9	5.2	5.8	6.4	4.5
Balaghat	2.3	2.4	1.5	3.0	3.2	1.9	1.5	1.6	1.1
Barwani	13.5	13.7	12.1	13.6	13.8	12.4	13.3	13.6	11.6
Betul	2.5	2.7	1.3	2.7	2.9	1.6	2.2	2.5	0.9
Bhind	6.3	6.5	5.9	5.8	5.8	5.7	6.9	7.3	6.2
Bhopal	7.0	11.7	5.9	7.5	11.9	6.4	6.5	11.6	5.2
Chhatarpur	3.2	3.3	2.8	3.5	3.6	3.1	2.8	2.9	2.6
Chhindwara	2.3	2.7	1.1	2.5	2.8	1.5	2.1	2.5	0.7
Damoh	4.1	4.0	4.6	4.9	4.5	6.2	3.4	3.5	2.8
Datia	6.2	6.6	5.4	5.7	5.8	5.3	7.0	7.7	5.6
Dewas	6.2	6.5	5.6	5.8	5.9	5.6	6.8	7.3	5.7
Dhar	10.6	11.2	7.7	10.3	10.8	7.9	10.9	11.6	7.6
Dindori	3.7	3.8	-	3.9	4.0	-	3.5	3.6	-
East Nimar	12.8	14.5	7.5	12.3	13.6	8.1	13.4	15.4	6.9
Guna	9.7	11.1	5.9	8.8	9.6	6.5	10.8	12.8	5.1
Gwalior	5.7	6.9	5.1	5.5	5.7	5.4	6.0	8.3	4.7
Harda	2.0	2.3	1.1	1.7	1.9	1.0	2.4	2.6	1.3
Hoshangabad	2.2	2.6	1.4	2.1	2.3	1.6	2.4	2.9	1.2
Indore	5.7	8.2	4.8	5.6	7.3	5.0	5.9	9.2	4.6
Jabalpur	3.9	4.6	3.2	4.4	5.3	3.8	3.3	4.1	2.6
Jhabua	10.9	10.9	10.1	10.6	10.8	8.6	11.2	11.2	11.8
Katni	3.8	4.0	3.1	3.7	3.8	3.2	3.9	4.3	2.9
Mandla	3.3	3.4	2.7	3.1	3.1	3.1	3.5	3.6	2.2
Mandsaur	9.0	8.3	11.6	8.4	7.3	12.4	9.7	9.4	10.7
Morena	6.5	6.7	6.0	5.5	5.4	5.8	7.8	8.5	6.4
Narsimhapur	1.8	1.9	1.0	1.9	2.0	1.4	1.7	1.9	0.7
Neemuch	6.8	7.6	5.3	6.4	7.0	5.2	7.3	8.4	5.3
Panna	4.5	4.5	4.8	4.7	4.7	4.8	4.3	4.2	4.9
Raisen	3.2	3.5	2.1	3.2	3.4	2.3	3.2	3.5	2.0
Rajgarh	8.2	8.8	4.7	7.0	7.6	3.6	9.5	10.1	6.0
Ratlam	7.5	9.7	4.5	6.5	8.1	4.3	8.6	11.7	4.6
Rewa	2.0	1.9	2.5	2.1	1.9	2.8	2.0	2.0	2.1
Sagar	3.6	3.5	3.6	4.0	3.7	4.7	3.0	3.4	2.4
Satna	3.0	2.6	4.2	3.4	2.9	4.8	2.6	2.2	3.6
Sehore	3.2	2.2	7.6	2.8	1.7	7.8	3.6	2.9	7.4
Seoni	2.4	2.6	0.6	2.9	3.1	0.8	2.0	2.1	0.5
Shahdol	1.4	1.7	0.7	1.9	2.3	0.9	0.9	1.0	0.4
Shajapur	9.1	8.1	12.0	8.3	6.6	13.4	10.0	9.8	10.4
Sheopur	9.0	9.1	8.6	8.3	8.3	8.5	9.9	10.1	8.8
Shivpuri	7.8	7.9	6.8	8.3	8.4	7.8	7.1	7.4	5.6
Sidhi	1.6	1.8	0.3	1.9	2.1	0.5	1.3	1.5	0.1
Tikamgarh	2.6	2.8	1.8	3.0	3.1	2.2	2.2	2.4	1.4
Ujjain	10.7	12.2	8.1	8.8	9.4	7.9	13.1	15.6	8.5
Umaria	2.4	2.6	1.8	2.8	2.8	2.6	2.1	2.3	1.0
Vidisha	1.9	2.2	1.1	2.2	2.5	1.3	1.6	1.8	0.9
West Nimar	12.1	12.4	10.5	12.5	12.7	11.3	11.6	12.0	9.5

## WORK STATUS

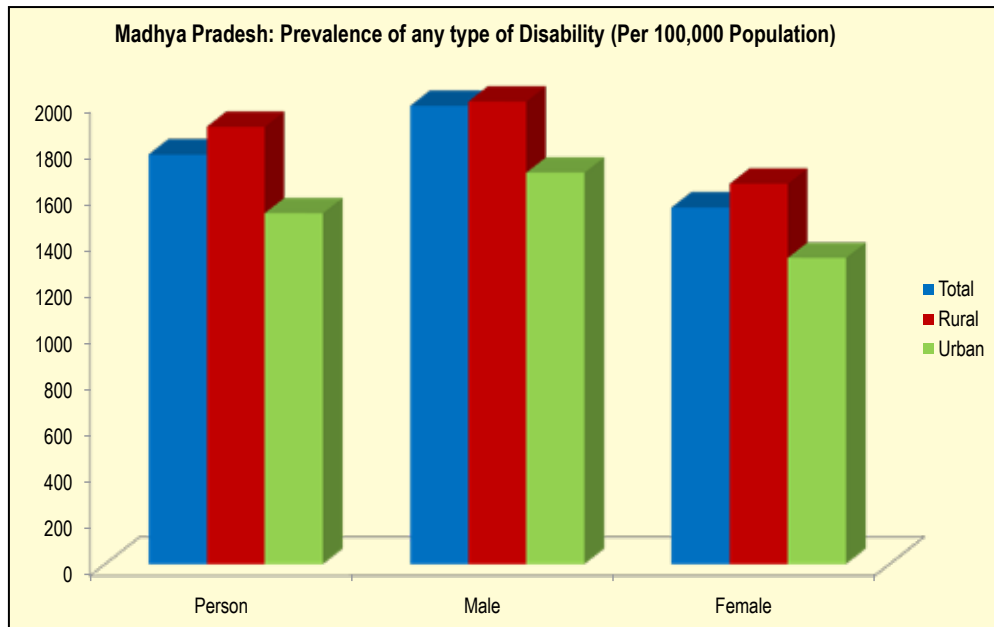
State / District	Children aged 5-14 years engaged in work (%)								
	Person			Male			Female		
	Total	Rural	Urban	Total	Rural	Urban	Total	Rural	Urban
1	2	3	4	5	6	7	8	9	10
Madhya Pradesh	3.8	4.4	2.2	4.2	4.8	2.6	3.4	4.0	1.7
Balaghat	2.6	2.6	2.9	3.2	3.1	3.4	2.1	2.0	2.3
Barwani	11.3	12.3	5.1	11.8	12.9	5.6	10.9	11.8	4.6
Betul	5.4	5.8	3.0	6.1	6.8	2.8	4.6	4.8	3.2
Bhind	1.2	1.1	1.3	1.6	1.5	1.8	0.6	0.7	0.6
Bhopal	1.9	2.2	1.8	2.4	2.9	2.3	1.3	1.4	1.2
Chhatarpur	3.0	3.1	2.9	4.0	4.1	3.3	2.0	1.9	2.3
Chhindwara	4.4	5.1	2.3	5.0	5.7	2.7	3.8	4.4	1.9
Damoh	3.1	3.5	1.9	3.3	3.5	2.2	3.0	3.4	1.5
Datia	2.5	2.3	2.9	3.3	3.3	3.3	1.5	1.1	2.4
Dewas	2.7	2.9	2.3	3.0	3.1	2.6	2.4	2.6	2.0
Dhar	10.6	11.4	6.9	10.6	11.4	7.2	10.6	11.4	6.5
Dindori	4.8	4.8	-	5.4	5.4	-	4.3	4.3	-
East Nimar	6.7	8.3	1.5	6.8	8.2	2.1	6.7	8.5	0.9
Guna	4.0	4.4	2.8	4.9	5.4	3.4	2.9	3.2	2.0
Gwalior	1.0	1.1	0.9	1.3	1.6	1.2	0.5	0.5	0.5
Harda	4.5	5.0	2.5	5.0	5.6	2.7	4.0	4.4	2.3
Hoshangabad	2.5	2.8	1.9	2.5	2.9	1.9	2.4	2.7	2.0
Indore	1.6	2.5	1.3	2.0	3.0	1.7	1.1	1.9	0.8
Jabalpur	2.8	3.0	2.7	3.3	3.5	3.2	2.3	2.4	2.3
Jhabua	13.8	14.6	5.0	13.4	14.0	5.9	14.3	15.1	3.9
Katni	2.5	2.5	2.6	2.7	2.5	3.6	2.3	2.6	1.5
Mandla	4.4	4.6	3.0	4.9	5.0	3.4	4.0	4.1	2.6
Mandsaur	3.0	2.9	3.4	3.7	3.4	4.6	2.3	2.4	1.9
Morena	1.3	1.3	1.3	1.6	1.6	1.5	0.9	0.9	1.0
Narsimhapur	3.6	3.4	4.6	4.1	3.8	5.7	3.0	3.0	3.5
Neemuch	2.4	2.7	1.8	2.7	3.1	1.9	2.1	2.3	1.6
Panna	4.1	4.2	3.8	4.7	4.7	4.6	3.4	3.5	2.9
Raisen	3.9	4.2	2.9	5.5	6.0	4.0	2.2	2.4	1.5
Rajgarh	1.9	1.9	1.7	2.2	2.3	1.7	1.6	1.5	1.8
Ratlam	6.2	8.9	2.3	6.2	8.7	2.4	6.3	9.3	2.3
Rewa	2.1	2.0	2.6	1.8	1.6	2.7	2.4	2.4	2.5
Sagar	2.1	2.6	1.2	2.0	2.5	0.9	2.3	2.7	1.4
Satna	4.0	4.4	2.8	4.4	4.9	3.3	3.4	3.9	2.1
Sehore	2.5	2.6	1.9	3.1	3.3	2.6	1.7	1.8	1.0
Seoni	4.5	4.5	4.6	5.4	5.4	4.7	3.6	3.5	4.4
Shahdol	2.3	2.8	1.0	2.3	2.8	0.7	2.4	2.7	1.2
Shajapur	2.5	2.7	2.2	3.0	3.0	3.1	2.0	2.3	1.1
Sheopur	2.4	2.5	1.7	3.0	3.1	2.3	1.6	1.8	0.8
Shivpuri	2.8	2.9	2.2	3.6	3.7	2.9	1.9	2.0	1.5
Sidhi	3.2	3.2	3.7	3.6	3.4	4.9	2.8	2.9	2.4
Tikamgarh	2.5	2.7	1.6	3.3	3.5	2.3	1.6	1.7	0.8
Ujjain	3.2	3.5	2.6	3.3	3.4	3.1	3.0	3.6	1.8
Umaria	3.9	4.4	1.2	4.3	4.8	2.0	3.4	4.1	0.2
Vidisha	2.7	3.0	2.0	3.4	3.9	2.0	1.9	2.0	1.9
West Nimar	5.5	5.9	2.8	5.7	6.2	3.2	5.2	5.6	2.4

WORK STATUS									
State / District	Work Participation Rate (15 years and above)								
	Person			Male			Female		
	Total	Rural	Urban	Total	Rural	Urban	Total	Rural	Urban
1	2	3	4	5	6	7	8	9	10
Madhya Pradesh	52.5	56.5	44.8	75.3	77.2	71.5	27.8	34.0	15.8
Balaghat	55.0	57.1	44.7	73.2	74.0	69.4	36.8	40.1	20.1
Barwani	69.9	74.2	54.3	84.3	85.2	80.8	54.3	62.0	27.0
Betul	58.4	62.4	42.2	70.8	72.1	65.4	45.0	51.9	17.6
Bhind	41.9	43.8	38.7	72.8	75.8	67.6	5.8	5.6	6.1
Bhopal	47.0	55.7	45.6	72.7	78.5	71.7	19.1	30.0	17.3
Chhatarpur	52.8	57.2	40.8	70.8	72.8	65.0	32.5	39.3	13.8
Chhindwara	54.3	59.7	41.4	70.2	73.6	62.1	37.4	44.9	19.7
Damoh	51.1	53.5	43.5	75.8	77.5	70.4	23.4	26.4	14.0
Datia	45.1	46.6	42.4	78.0	80.8	72.5	7.5	7.2	8.1
Dewas	54.0	57.5	47.5	78.1	79.6	75.3	28.2	34.0	17.5
Dhar	65.6	69.4	52.0	81.5	82.8	77.0	49.5	56.0	25.2
Dindori	69.8	70.8	-	78.4	78.8	-	61.2	62.7	-
East Nimar	59.8	65.0	46.1	82.1	84.8	75.2	36.0	43.9	15.7
Guna	49.9	52.1	44.5	76.8	78.7	72.2	19.2	21.6	13.5
Gwalior	42.5	45.2	41.5	72.4	78.3	70.2	8.3	5.3	9.4
Harda	49.1	51.3	41.3	72.4	73.9	67.1	23.5	26.5	13.5
Hoshangabad	46.2	49.7	40.6	70.3	72.4	67.0	19.7	24.4	12.4
Indore	51.4	57.9	49.7	79.0	82.8	78.0	21.9	31.9	19.1
Jabalpur	49.0	57.3	44.1	70.9	75.3	68.3	24.8	37.0	17.7
Jhabua	74.6	77.6	52.0	85.0	85.9	77.8	64.0	69.1	25.7
Katni	48.6	50.9	42.8	73.5	74.6	70.8	22.1	25.9	12.7
Mandla	67.6	70.4	46.8	76.0	77.1	68.6	59.2	63.8	24.9
Mandsaur	63.8	68.4	50.0	82.6	83.7	79.2	44.3	52.6	19.7
Morena	43.1	44.4	40.6	74.1	76.2	70.1	7.3	7.2	7.5
Narsimhapur	50.7	51.9	45.0	72.7	73.3	69.4	26.4	28.1	17.7
Neemuch	52.9	57.3	45.3	79.0	80.8	75.7	25.4	32.4	13.3
Panna	54.5	56.2	46.4	73.6	74.5	69.3	33.1	35.5	21.7
Raisen	45.4	46.3	42.7	71.7	72.5	69.5	15.4	16.4	12.7
Rajgarh	51.5	52.3	47.2	77.9	78.9	73.0	22.5	23.0	20.1
Ratlam	57.8	71.2	44.8	78.1	84.4	71.9	37.1	57.7	16.9
Rewa	43.9	45.0	39.5	68.2	69.1	64.7	18.7	20.2	12.3
Sagar	46.8	49.2	42.5	71.8	74.9	65.9	18.1	18.8	17.0
Satna	51.8	53.9	46.7	71.5	71.8	70.6	30.9	35.0	20.5
Sehore	52.3	53.8	46.3	75.7	75.9	74.7	26.4	29.3	15.0
Seoni	62.1	64.0	45.1	76.5	77.4	69.5	47.0	50.1	19.7
Shahdol	47.7	51.7	38.6	70.7	73.4	64.5	23.0	28.7	9.7
Shajapur	54.9	57.2	47.8	80.0	81.1	76.5	27.7	31.2	16.9
Sheopur	51.4	53.1	44.4	80.4	81.6	75.2	19.5	21.6	10.1
Shivpuri	49.0	50.2	43.1	79.1	80.6	71.9	14.3	14.9	11.1
Sidhi	46.4	47.2	41.4	72.7	73.2	69.8	16.7	18.1	8.4
Tikamgarh	45.7	47.4	39.9	72.8	74.5	66.6	15.1	16.3	10.9
Ujjain	51.0	56.0	44.7	77.5	81.0	73.2	23.2	30.2	14.3
Umaria	54.3	57.7	41.4	73.5	76.0	64.2	33.3	37.7	16.9
Vidisha	45.5	47.0	42.3	70.0	71.0	67.7	17.6	19.1	14.4
West Nimar	66.8	70.9	48.2	83.2	84.3	77.9	49.8	56.8	17.7

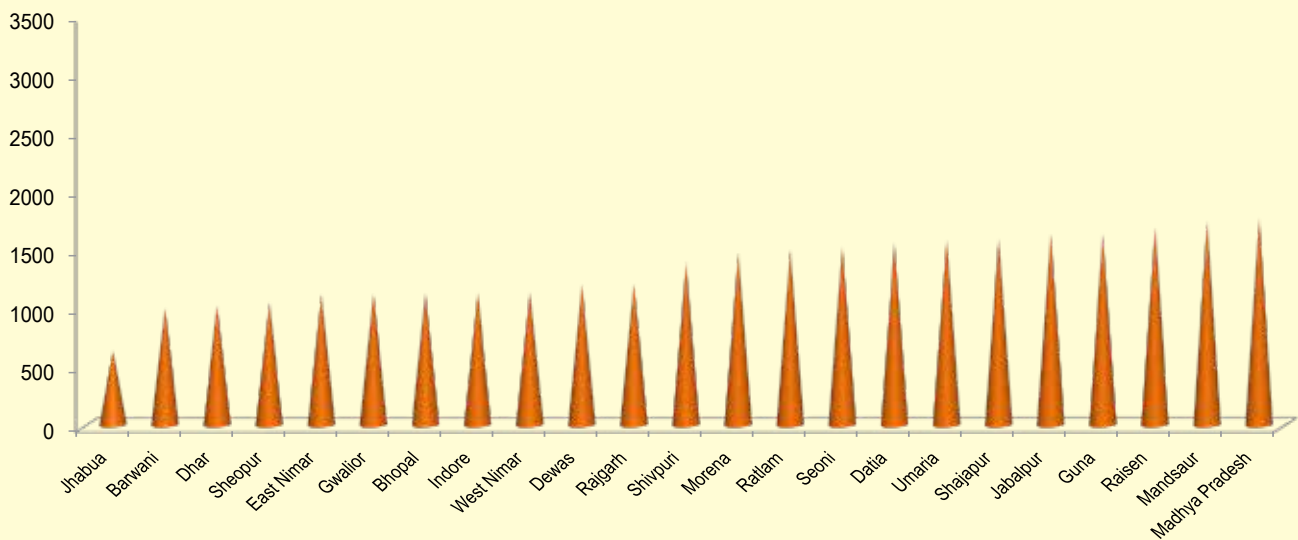
## DISABILITY

State / District	Prevalence of any type of Disability (Per 100,000 Population)								
	Person			Male			Female		
	Total	Rural	Urban	Total	Rural	Urban	Total	Rural	Urban
1	2	3	4	5	6	7	8	9	10
Madhya Pradesh	1771	1891	1517	1981	2118	1692	1542	1644	1324
Balaghat	2163	2216	1891	2560	2639	2152	1766	1793	1628
Barwani	1004	917	1376	1084	986	1508	920	845	1237
Betul	2069	2117	1861	2469	2535	2180	1635	1661	1526
Bhind	2250	2439	1929	2604	2768	2321	1833	2047	1477
Bhopal	1127	1389	1079	1286	1574	1232	953	1182	911
Chhatarpur	2616	2593	2689	2818	2799	2874	2390	2359	2482
Chhindwara	3301	3453	2915	3503	3667	3089	3089	3229	2731
Damoh	2098	2137	1965	2398	2404	2378	1768	1842	1518
Datia	1563	1721	1230	1703	1887	1310	1397	1523	1137
Dewas	1201	1348	918	1494	1714	1072	887	957	751
Dhar	1026	960	1282	1073	1069	1091	975	846	1493
Dindori	2511	2486	-	2574	2521	-	2447	2451	-
East Nimar	1115	1119	1103	1209	1229	1150	1015	1001	1054
Guna	1631	1664	1546	1722	1809	1492	1528	1499	1607
Gwalior	1125	1190	1099	1214	1270	1190	1022	1092	994
Harda	1967	1907	2186	2250	2171	2543	1657	1618	1801
Hoshangabad	2053	2129	1924	2423	2455	2369	1648	1772	1438
Indore	1131	1040	1158	1159	955	1217	1101	1130	1092
Jabalpur	1628	1766	1539	1963	2142	1849	1261	1357	1198
Jhabua	638	617	829	591	557	885	688	679	770
Katni	2835	3102	2123	3142	3360	2565	2509	2830	1653
Mandla	2705	2753	2325	2936	2974	2636	2475	2533	2005
Mandsaur	1739	1845	1406	1850	1938	1574	1621	1747	1228
Morena	1464	1339	1721	1674	1571	1887	1211	1058	1521
Narsimhapur	2292	2365	1910	2562	2654	2086	1993	2046	1714
Neemuch	1874	2079	1511	1849	1989	1600	1901	2177	1417
Panna	1933	1951	1833	2178	2177	2179	1663	1700	1468
Raisen	1691	1695	1680	1862	1947	1603	1502	1417	1770
Rajgarh	1210	1168	1430	1418	1406	1482	984	910	1372
Ratlam	1494	1545	1436	1511	1401	1634	1476	1701	1228
Rewa	2260	2321	1974	2729	2855	2155	1766	1764	1774
Sagar	2618	2781	2307	2994	3178	2634	2195	2325	1953
Satna	1939	2060	1626	2260	2434	1821	1594	1664	1408
Sehore	1911	2053	1327	2194	2397	1376	1589	1665	1271
Seoni	1525	1569	1120	1768	1842	1087	1273	1286	1155
Shahdol	1916	1999	1705	2263	2327	2103	1545	1652	1266
Shajapur	1599	1657	1419	1786	1823	1673	1393	1474	1145
Sheopur	1047	1089	843	1161	1218	891	919	946	787
Shivpuri	1403	1400	1416	1602	1580	1725	1175	1195	1073
Sidhi	1873	1967	1305	2164	2244	1684	1550	1661	874
Tikamgarh	2154	2205	1957	2388	2436	2199	1890	1943	1688
Ujjain	1952	2265	1522	1994	2269	1623	1906	2260	1409
Umaria	1586	1681	1199	1833	1933	1435	1320	1413	942
Vidisha	2989	3449	1854	3562	4105	2221	2344	2710	1441
West Nimar	1138	1111	1269	1161	1120	1364	1114	1102	1169

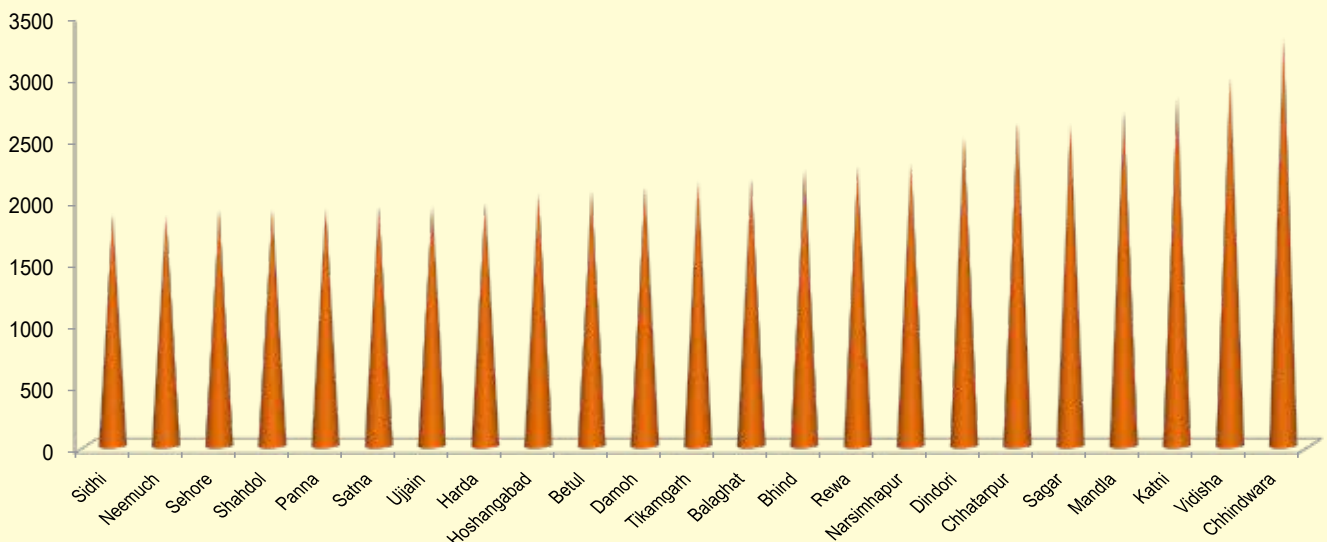




**Madhya Pradesh: Prevalence of any type of Disability (Per 100,000 Population)**



**Madhya Pradesh: Prevalence of any type of Disability (Per 100,000 Population)**



## INJURY

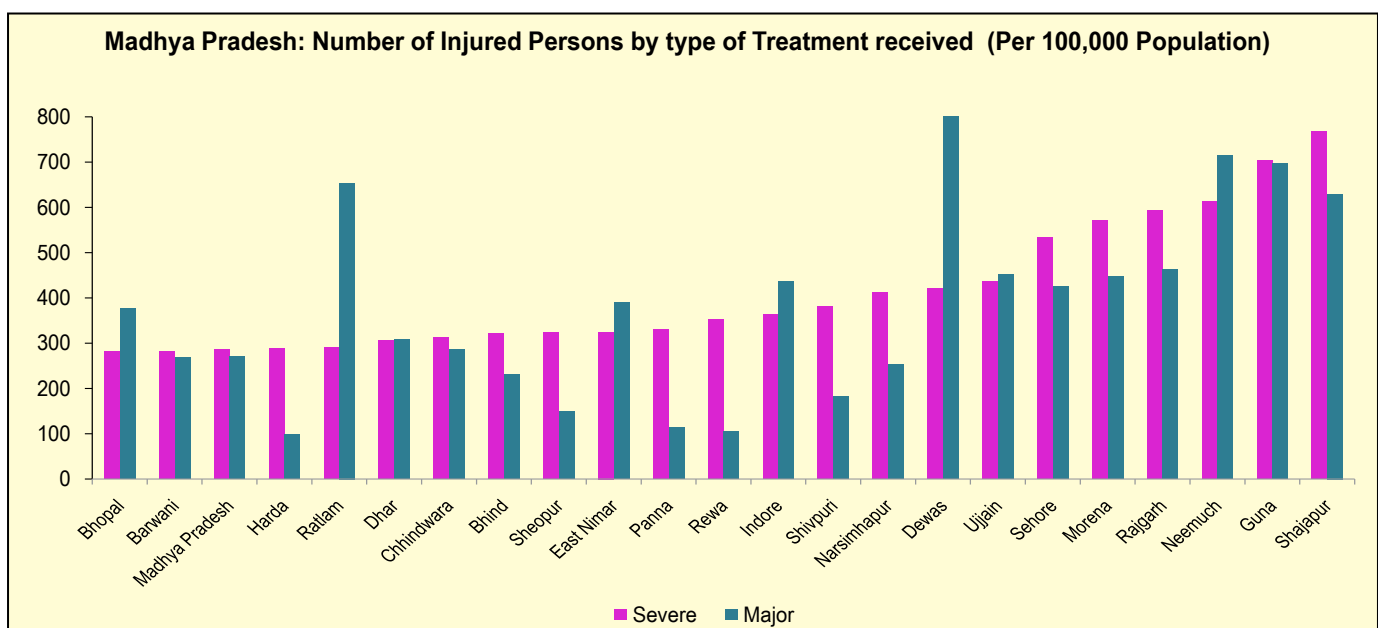
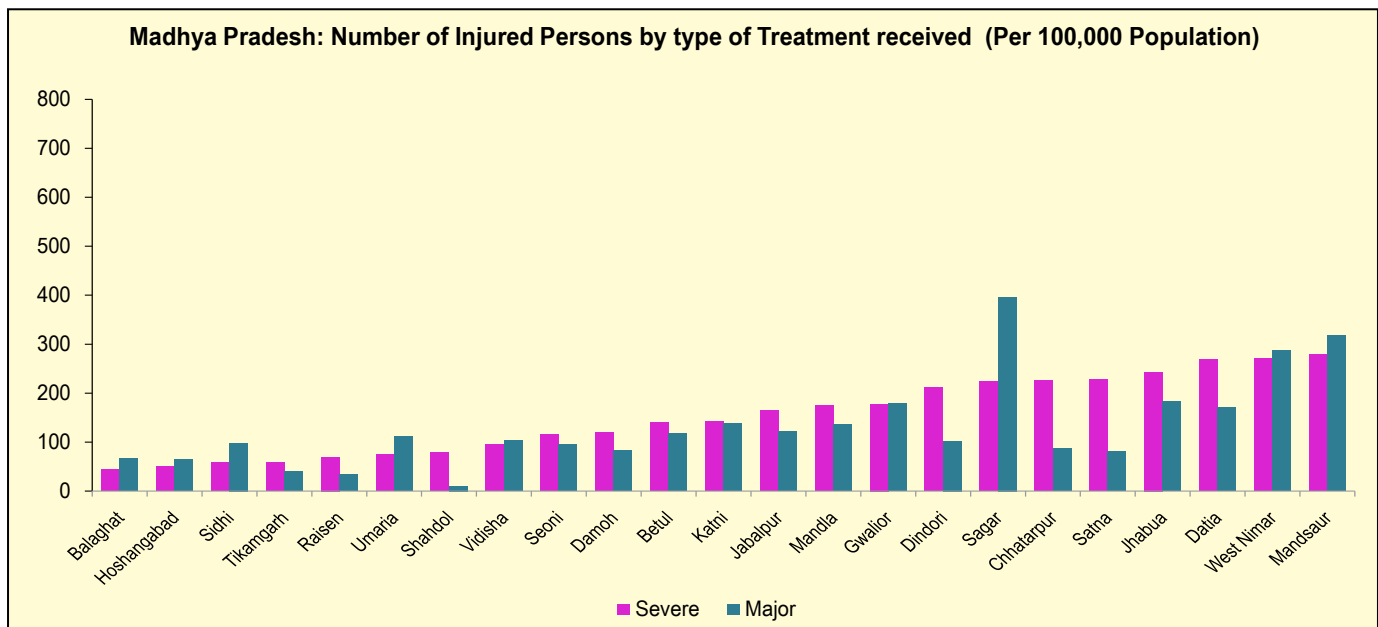
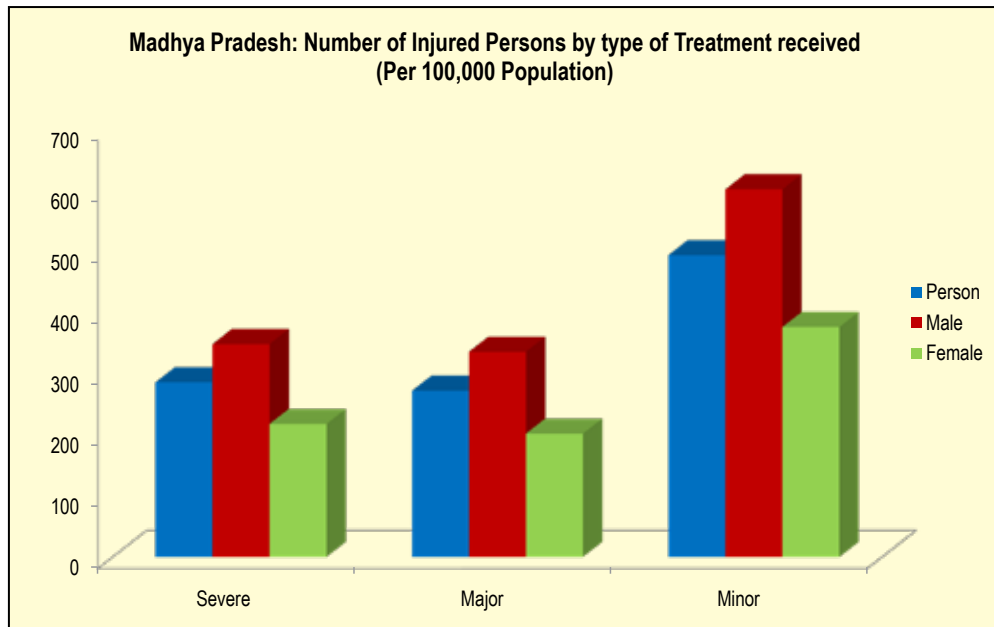
State / District	Number of Injured Persons by type of Treatment received (Per 100,000 Population)								
	Severe								
	Person			Male			Female		
	Total	Rural	Urban	Total	Rural	Urban	Total	Rural	Urban
1	2	3	4	5	6	7	8	9	10
Madhya Pradesh	286	302	250	348	366	311	217	233	184
Balaghat	44	34	96	52	36	134	36	32	58
Barwani	282	269	341	300	287	355	263	249	327
Betul	140	146	112	190	199	151	86	89	72
Bhind	321	435	129	394	537	148	235	312	107
Bhopal	282	220	293	317	291	322	243	140	262
Chhatarpur	226	253	145	269	305	157	178	194	132
Chhindwara	312	353	207	357	370	324	264	336	82
Damoh	119	116	130	113	107	134	126	126	125
Datia	268	238	331	292	281	316	239	186	349
Dewas	421	359	541	564	468	749	268	243	316
Dhar	307	305	311	449	461	403	156	143	210
Dindori	212	209	-	233	234	-	191	183	-
East Nimar	325	272	475	425	361	610	217	176	331
Guna	705	628	905	868	813	1014	519	418	782
Gwalior	178	267	141	221	305	185	128	221	91
Harda	289	316	191	307	322	253	270	309	124
Hoshangabad	49	45	57	68	68	69	29	19	44
Indore	363	959	188	477	1282	247	237	619	123
Jabalpur	164	164	165	202	173	220	123	155	103
Jhabua	243	152	1046	255	157	1116	231	147	972
Katni	141	110	224	175	141	264	106	78	182
Mandla	175	183	111	215	235	55	136	131	169
Mandsaur	278	270	305	386	376	416	165	158	187
Morena	572	646	420	723	796	572	390	464	239
Narsimhapur	411	422	357	417	417	417	405	427	290
Neemuch	613	784	311	796	1001	430	417	550	184
Panna	330	333	312	322	322	321	338	346	301
Raisen	70	64	87	58	69	23	83	58	161
Rajgarh	593	618	463	690	699	647	487	530	263
Ratlam	291	368	206	365	434	288	212	296	120
Rewa	352	332	446	303	263	486	403	403	402
Sagar	223	182	301	275	200	424	164	162	167
Satna	229	228	230	214	188	279	244	270	174
Sehore	535	610	224	758	882	256	281	304	187
Seoni	115	108	179	154	166	43	75	49	323
Shahdol	79	101	22	56	79	0	103	124	47
Shajapur	767	931	259	887	1081	281	637	767	236
Sheopur	323	330	288	382	388	352	257	265	215
Shivpuri	382	348	564	494	421	889	254	263	203
Sidhi	58	64	19	86	100	0	26	24	40
Tikamgarh	59	60	54	63	63	62	54	56	46
Ujjain	436	537	298	589	752	369	271	308	219
Umaria	75	74	78	82	76	105	67	71	49
Vidisha	96	113	53	92	106	58	99	120	49
West Nimar	271	293	162	352	379	221	184	201	99

## INJURY

State / District	Number of Injured Persons by type of Treatment received (Per 100,000 Population)								
	Major								
	Person			Male			Female		
	Total	Rural	Urban	Total	Rural	Urban	Total	Rural	Urban
1	2	3	4	5	6	7	8	9	10
Madhya Pradesh	272	291	231	336	354	297	202	222	159
Balaghat	66	69	48	104	113	58	28	26	39
Barwani	269	281	216	328	353	222	206	205	210
Betul	117	126	77	174	186	123	55	61	29
Bhind	231	298	117	251	321	131	207	270	101
Bhopal	377	432	367	506	545	499	236	305	223
Chhatarpur	87	95	62	117	136	59	52	48	66
Chhindwara	287	315	214	382	392	355	187	234	65
Damoh	82	83	80	76	59	134	89	109	21
Datia	171	147	221	220	175	316	112	113	110
Dewas	848	829	885	1038	1037	1041	644	607	717
Dhar	308	287	386	420	400	498	188	170	262
Dindori	102	105	-	142	149	-	61	61	-
East Nimar	390	420	307	512	572	341	260	257	271
Guna	698	758	539	909	979	727	456	506	326
Gwalior	178	297	129	204	373	132	149	205	126
Harda	99	118	30	100	114	46	98	122	12
Hoshangabad	64	68	57	101	103	98	23	30	13
Indore	437	1394	158	469	1341	220	403	1451	88
Jabalpur	121	79	149	158	84	205	81	73	86
Jhabua	182	169	296	201	189	308	162	148	284
Katni	137	89	264	182	115	358	90	62	165
Mandla	135	145	56	197	218	27	74	73	85
Mandsaur	318	301	369	434	399	541	195	198	187
Morena	447	402	537	536	504	601	339	279	461
Narsimhapur	253	281	110	299	321	183	203	237	29
Neemuch	716	965	273	842	1103	375	580	817	165
Panna	114	114	110	87	84	107	143	148	113
Raisen	34	9	112	30	17	70	39	0	161
Rajgarh	462	462	463	649	655	620	259	252	292
Ratlam	654	1052	211	690	1070	262	616	1033	157
Rewa	104	102	111	80	91	30	129	114	201
Sagar	396	411	368	525	557	462	252	245	265
Satna	81	51	159	89	66	145	73	35	174
Sehore	425	407	500	589	569	672	239	225	299
Seoni	95	100	45	106	113	43	83	87	46
Shahdol	10	10	11	0	0	0	21	21	23
Shajapur	630	720	349	730	819	453	520	612	236
Sheopur	149	134	222	188	166	290	106	98	143
Shivpuri	182	152	344	216	169	471	144	133	203
Sidhi	98	114	0	120	140	0	74	86	0
Tikamgarh	40	39	43	59	64	41	19	12	46
Ujjain	452	555	311	605	707	467	286	393	137
Umaria	111	123	62	145	158	90	75	85	32
Vidisha	102	116	69	124	133	101	78	97	32
West Nimar	287	309	174	361	391	210	207	221	137

## INJURY

State / District	Number of Injured Persons by type of Treatment received (Per 100,000 Population)								
	Minor								
	Person			Male			Female		
	Total	Rural	Urban	Total	Rural	Urban	Total	Rural	Urban
1	2	3	4	5	6	7	8	9	10
Madhya Pradesh	494	513	452	601	618	567	376	400	325
Balaghat	180	187	145	251	252	250	108	122	39
Barwani	807	783	909	1001	919	1353	602	639	443
Betul	131	125	155	153	148	178	106	101	130
Bhind	443	524	305	503	595	345	371	438	259
Bhopal	624	313	682	808	467	872	423	141	475
Chhatarpur	153	182	62	168	210	39	135	151	88
Chhindwara	376	361	413	435	430	448	313	289	376
Damoh	254	217	379	318	276	460	184	152	291
Datia	300	257	390	319	262	442	278	252	330
Dewas	555	475	709	703	609	883	397	333	521
Dhar	464	500	324	639	688	451	279	302	183
Dindori	132	133	-	167	165	-	97	101	-
East Nimar	1352	1226	1710	1535	1358	2044	1156	1085	1356
Guna	655	579	854	910	805	1186	364	321	478
Gwalior	285	320	271	321	309	326	243	333	207
Harda	108	100	137	115	94	196	101	108	75
Hoshangabad	81	67	106	122	95	168	36	35	38
Indore	780	2635	238	904	3124	270	644	2119	202
Jabalpur	616	565	648	904	911	900	299	190	371
Jhabua	315	218	1165	344	252	1155	284	183	1175
Katni	362	396	272	514	555	404	202	228	132
Mandla	220	246	14	254	283	27	186	208	0
Mandsaur	316	271	454	428	363	630	197	174	267
Morena	758	729	817	906	894	929	580	529	684
Narsimhapur	213	198	289	262	258	287	157	132	290
Neemuch	2140	2892	805	2346	3075	1042	1919	2696	553
Panna	274	271	293	259	261	250	291	282	339
Raisen	71	86	25	107	127	46	32	41	0
Rajgarh	737	722	813	880	843	1078	581	591	526
Ratlam	749	848	637	1039	1216	839	438	450	425
Rewa	208	229	111	227	243	152	189	214	67
Sagar	694	609	856	819	726	1002	553	475	697
Satna	82	84	77	94	105	67	68	61	87
Sehore	904	1002	500	1113	1222	672	666	753	299
Seoni	217	238	22	254	282	0	179	193	46
Shahdol	104	136	22	125	167	21	81	104	23
Shajapur	2085	2658	308	2042	2569	391	2132	2757	219
Sheopur	683	721	499	798	848	559	554	579	429
Shivpuri	323	268	619	388	311	810	248	217	406
Sidhi	107	121	19	172	200	0	35	34	40
Tikamgarh	63	60	76	91	93	82	32	23	68
Ujjain	629	597	674	931	882	996	302	293	315
Umaria	356	425	78	444	525	120	261	317	32
Vidisha	266	340	84	363	457	130	157	207	32
West Nimar	621	592	764	720	722	711	515	453	821



## ACUTE ILLNESS

State / District	Persons suffering from Acute Illness (Per 100,000 Population)								
	Diarrhoea/Dysentery								
	Person			Male			Female		
	Total	Rural	Urban	Total	Rural	Urban	Total	Rural	Urban
1	2	3	4	5	6	7	8	9	10
Madhya Pradesh	633	732	424	639	738	430	627	725	417
Balaghat	416	450	241	453	504	192	379	396	291
Barwani	400	451	182	417	468	199	382	433	163
Betul	994	1102	527	975	1090	466	1015	1115	590
Bhind	110	109	111	123	114	137	95	102	82
Bhopal	461	901	379	442	828	370	481	981	390
Chhatarpur	1033	1127	747	1023	1119	728	1045	1136	769
Chhindwara	465	457	485	500	460	602	427	453	360
Damoh	1362	1467	1008	1270	1333	1055	1463	1614	956
Datia	466	425	551	475	379	679	455	480	404
Dewas	75	86	53	104	117	79	43	52	26
Dhar	258	250	286	250	235	308	265	266	262
Dindori	623	643	-	611	626	-	636	661	-
East Nimar	561	597	460	582	602	525	539	592	392
Guna	770	757	803	743	720	804	800	799	803
Gwalior	159	135	169	151	131	159	169	139	182
Harda	405	406	400	429	427	437	378	383	360
Hoshangabad	791	1091	283	780	1061	306	802	1125	259
Indore	480	741	403	482	727	413	477	756	393
Jabalpur	975	1746	478	905	1669	415	1053	1829	548
Jhabua	384	419	79	388	423	77	381	415	81
Katni	866	1050	377	881	1077	358	850	1020	397
Mandla	1708	1838	668	1769	1889	824	1647	1786	508
Mandsaur	404	440	292	469	479	441	335	399	134
Morena	513	471	599	563	523	643	453	407	547
Narsimhapur	613	657	385	599	614	522	629	704	232
Neemuch	251	364	52	271	391	55	231	334	49
Panna	1298	1359	971	1293	1327	1107	1303	1395	828
Raisen	1233	1253	1170	1259	1260	1254	1204	1245	1073
Rajgarh	559	543	645	642	631	701	470	448	584
Ratlam	355	488	206	391	521	245	316	453	166
Rewa	1108	1263	382	1214	1401	364	996	1119	402
Sagar	1843	2133	1291	1782	2075	1208	1912	2198	1381
Satna	656	764	377	613	710	369	703	822	386
Sehore	236	247	190	214	243	96	261	252	299
Seoni	1023	1098	336	901	961	348	1151	1239	323
Shahdol	465	438	535	466	431	552	465	446	516
Shajapur	143	140	154	145	141	156	142	139	152
Sheopur	201	206	177	186	182	207	218	234	143
Shivpuri	229	226	247	285	294	235	166	148	261
Sidhi	846	835	913	863	891	702	827	773	1153
Tikamgarh	1292	1228	1546	1394	1325	1665	1178	1117	1414
Ujjain	364	512	162	431	614	184	292	403	137
Umaria	416	486	132	377	438	135	458	539	130
Vidisha	590	764	160	635	839	130	540	680	194
West Nimar	191	213	84	180	197	93	203	229	75



## ACUTE ILLNESS

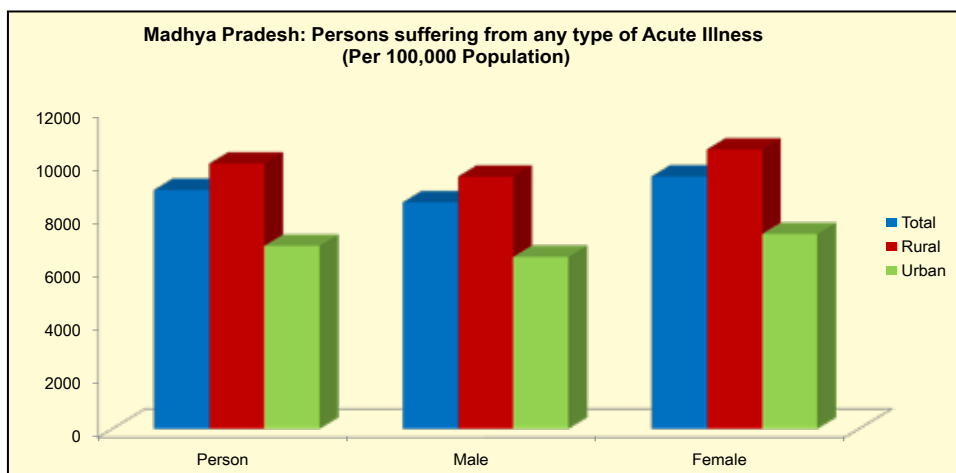
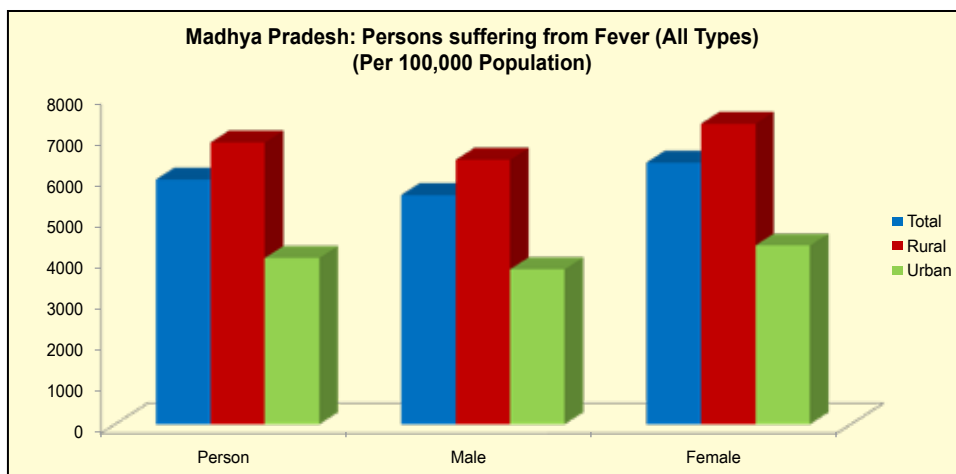
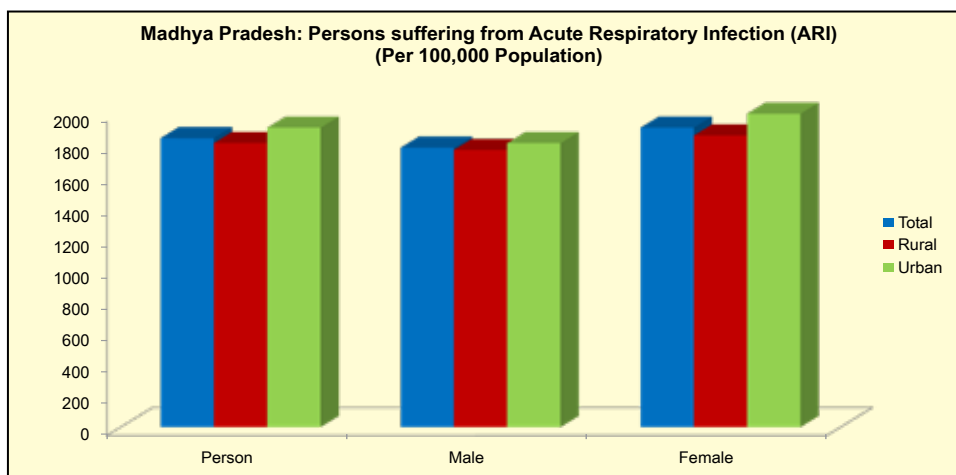
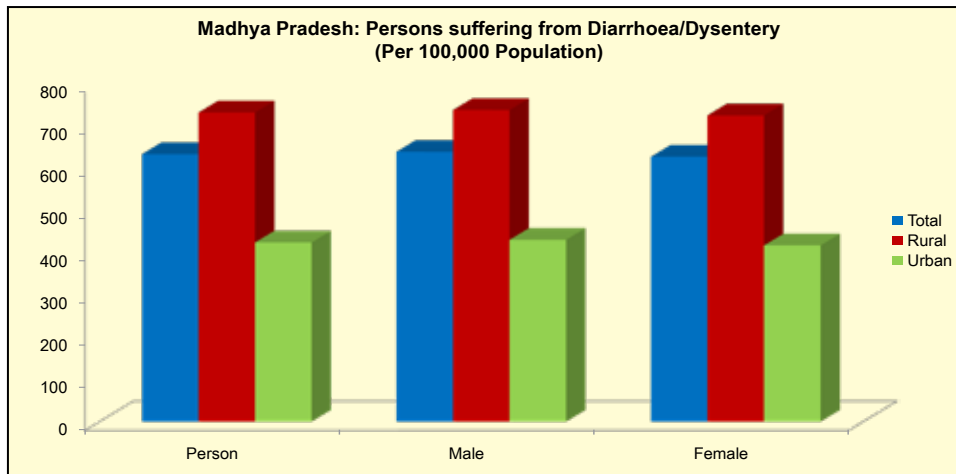
State / District	Persons suffering from Acute Illness (Per 100,000 Population)								
	Acute Respiratory Infection (ARI)								
	Person			Male			Female		
	Total	Rural	Urban	Total	Rural	Urban	Total	Rural	Urban
1	2	3	4	5	6	7	8	9	10
Madhya Pradesh	1844	1813	1911	1783	1769	1812	1911	1861	2019
Balaghat	1751	2030	309	1795	2088	288	1706	1972	330
Barwani	1956	1843	2443	1751	1741	1795	2173	1950	3126
Betul	1255	865	2950	1302	945	2880	1205	777	3024
Bhind	1677	1335	2257	1701	1348	2310	1649	1321	2197
Bhopal	2213	2784	2107	2163	3346	1941	2267	2156	2287
Chhatarpur	747	587	1235	722	547	1260	775	633	1208
Chhindwara	3395	3530	3050	3503	3685	3042	3281	3368	3059
Damoh	2325	2677	1127	2204	2517	1132	2458	2855	1123
Datia	1560	1520	1646	1463	1490	1405	1676	1555	1926
Dewas	1061	1342	521	1038	1288	560	1086	1399	478
Dhar	194	148	373	231	173	451	155	122	288
Dindori	6697	6683	-	6280	6296	-	7120	7075	-
East Nimar	4021	3320	6014	3459	2877	5124	4623	3797	6959
Guna	1573	1386	2064	1630	1414	2200	1508	1354	1911
Gwalior	1963	2418	1776	1964	2492	1741	1962	2329	1817
Harda	515	424	848	499	463	633	531	381	1081
Hoshangabad	1662	1286	2298	1643	1279	2259	1683	1293	2340
Indore	1144	724	1267	1087	711	1194	1207	738	1348
Jabalpur	1578	811	2074	1520	803	1979	1643	819	2179
Jhabua	1666	1694	1421	1601	1625	1386	1734	1766	1459
Katni	1107	861	1763	1081	768	1912	1134	959	1603
Mandla	5330	4907	8714	5144	4786	7963	5514	5026	9486
Mandsaur	1162	1135	1244	1159	1184	1083	1165	1084	1415
Morena	1563	1673	1339	1636	1758	1387	1475	1571	1282
Narsimhapur	1317	1206	1896	1401	1314	1851	1224	1086	1946
Neemuch	4416	3244	6496	4167	3281	5751	4684	3205	7286
Panna	1660	1735	1264	1671	1716	1429	1648	1756	1091
Raisen	3532	3479	3697	3422	3394	3508	3654	3572	3915
Rajgarh	2256	2436	1303	1999	2158	1159	2536	2739	1460
Ratlam	2229	1323	3237	2211	1342	3190	2247	1302	3286
Rewa	788	735	1035	851	831	941	722	635	1138
Sagar	1366	1598	923	1364	1555	989	1369	1648	851
Satna	1204	1166	1302	1126	1102	1184	1288	1233	1433
Sehore	1764	1619	2362	1653	1563	2015	1891	1682	2766
Seoni	5511	5571	4952	5264	5312	4828	5766	5839	5083
Shahdol	1842	2192	947	1883	2288	871	1797	2091	1031
Shajapur	1439	1158	2310	1318	1135	1892	1571	1183	2761
Sheopur	2131	2182	1885	2021	2059	1844	2254	2320	1933
Shivpuri	1506	1237	2956	1550	1283	3007	1457	1184	2899
Sidhi	849	725	1603	865	799	1263	831	643	1987
Tikamgarh	229	246	162	235	253	164	222	238	160
Ujjain	1756	2102	1282	1769	2115	1304	1743	2087	1259
Umaria	1759	1873	1300	1752	1846	1375	1767	1901	1218
Vidisha	1486	1222	2136	1402	1187	1932	1580	1262	2364
West Nimar	2144	2386	951	1863	2032	1026	2447	2767	870

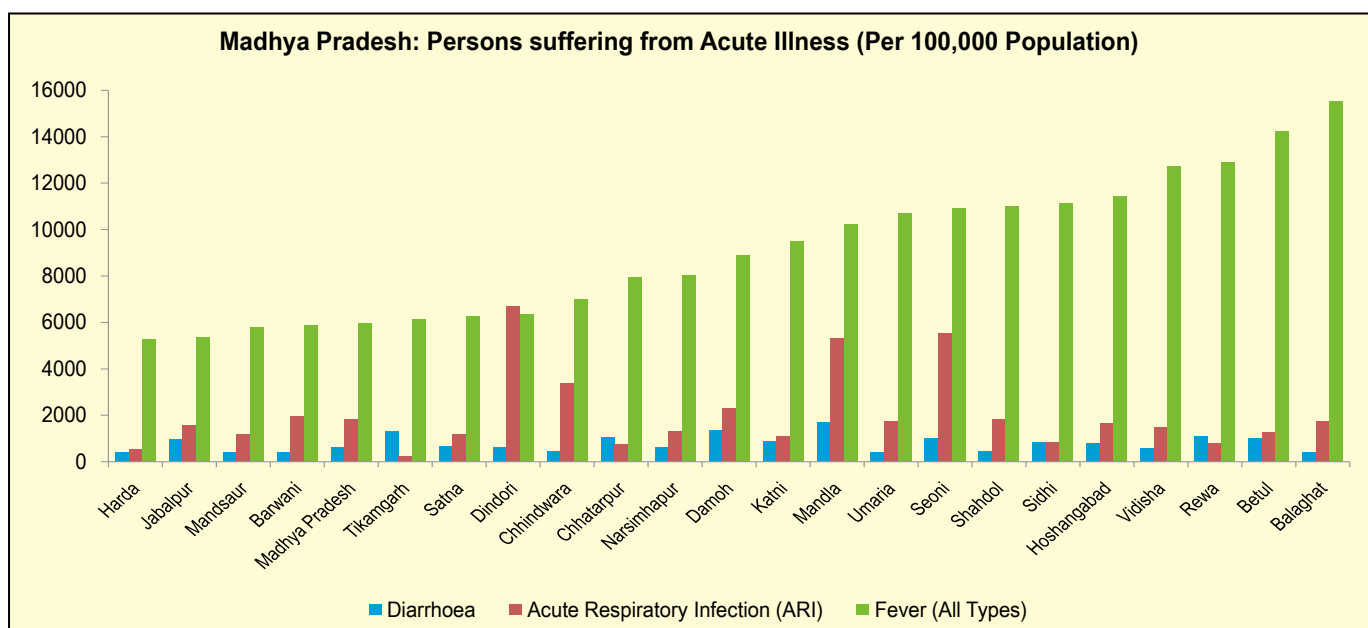
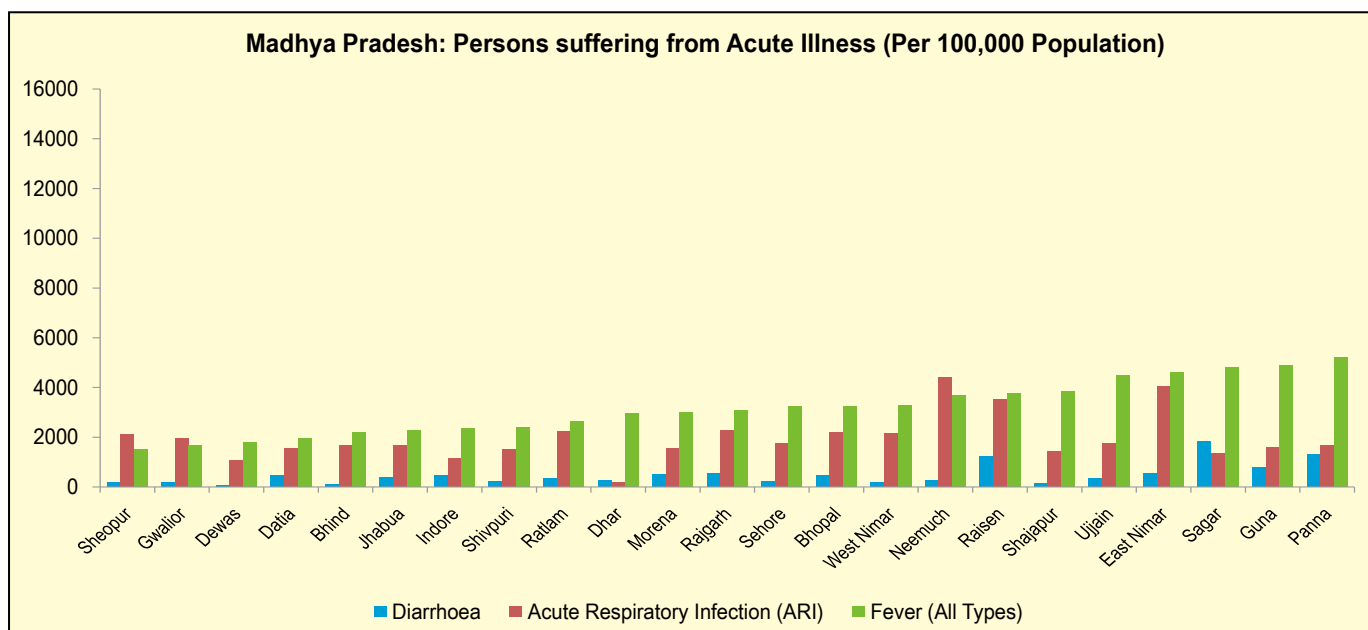
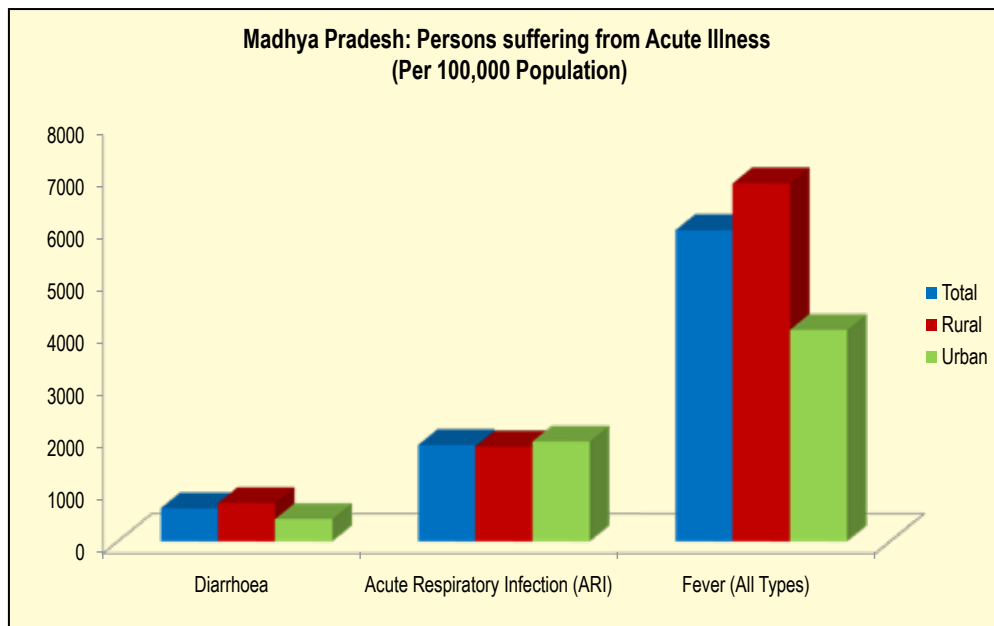
## ACUTE ILLNESS

State / District	Persons suffering from Acute Illness (Per 100,000 Population)								
	Fever (All Types)								
	Person			Male			Female		
	Total	Rural	Urban	Total	Rural	Urban	Total	Rural	Urban
1	2	3	4	5	6	7	8	9	10
Madhya Pradesh	5955	6854	4046	5577	6433	3771	6367	7311	4349
Balaghat	15543	16339	11424	14921	15588	11489	16165	17090	11359
Barwani	5889	5584	7194	5351	4888	7334	6457	6318	7046
Betul	14237	15038	10761	13345	14096	10025	15203	16067	11533
Bhind	2181	2562	1533	1643	1894	1210	2815	3359	1906
Bhopal	3238	8038	2348	2933	7176	2137	3573	9001	2579
Chhatarpur	7949	6556	12208	7484	6155	11575	8473	7010	12915
Chhindwara	6985	7462	5775	6801	7305	5529	7178	7625	6035
Damoh	8908	9762	6006	8637	9658	5140	9205	9877	6944
Datia	1957	2146	1561	1636	1760	1373	2337	2608	1779
Dewas	1793	1881	1623	1586	1652	1459	2015	2125	1801
Dhar	2943	3053	2514	2923	3037	2490	2965	3070	2541
Dindori	6356	6571	-	6052	6278	-	6664	6868	-
East Nimar	4588	4433	5028	4273	4140	4656	4925	4748	5423
Guna	4881	4981	4617	4923	5187	4228	4832	4745	5059
Gwalior	1684	2411	1386	1630	2328	1336	1747	2512	1443
Harda	5254	6007	2485	5104	5803	2520	5417	6230	2447
Hoshangabad	11434	11831	10765	11126	11775	10029	11771	11892	11568
Indore	2334	2563	2268	2195	2400	2137	2487	2735	2413
Jabalpur	5340	5987	4922	4849	5527	4415	5878	6487	5482
Jhabua	2288	2295	2231	2084	2085	2079	2502	2515	2391
Katni	9486	11402	4382	9058	10870	4244	9939	11964	4529
Mandla	10238	10407	8881	9677	9759	9033	10797	11052	8724
Mandsaur	5807	5974	5288	5558	5821	4735	6072	6135	5875
Morena	3001	3277	2437	2816	3052	2331	3225	3550	2564
Narsimhapur	8015	8137	7378	7801	7972	6910	8252	8319	7900
Neemuch	3683	3037	4829	3276	2650	4398	4119	3454	5288
Panna	5218	5737	2456	4882	5377	2179	5588	6138	2747
Raisen	3777	2620	7356	3577	2341	7317	3999	2927	7401
Rajgarh	3071	3092	2957	2744	2794	2480	3425	3416	3474
Ratlam	2622	3138	2047	2424	3009	1765	2833	3277	2344
Rewa	12899	13890	8278	11336	12068	8012	14546	15792	8570
Sagar	4789	4246	5825	4420	4027	5190	5203	4497	6513
Satna	6288	6113	6740	5953	5867	6168	6647	6373	7377
Sehore	3237	3525	2051	2839	3090	1823	3688	4014	2318
Seoni	10924	11229	8111	10513	10726	8569	11351	11749	7625
Shahdol	11020	14154	3020	10694	13800	2931	11368	14528	3118
Shajapur	3826	3999	3291	3728	3726	3737	3934	4300	2811
Sheopur	1498	1589	1065	1469	1543	1119	1531	1640	1002
Shivpuri	2393	2334	2708	2130	2056	2536	2692	2653	2899
Sidhi	11138	11690	7808	10193	10608	7719	12184	12882	7909
Tikamgarh	6133	6599	4302	5901	6347	4131	6395	6886	4493
Ujjain	4473	5066	3659	4032	4652	3198	4952	5507	4173
Umaria	10704	12717	2576	10414	12418	2392	11014	13035	2777
Vidisha	12726	16297	3913	12305	15767	3749	13199	16895	4097
West Nimar	3291	3651	1516	3219	3612	1271	3369	3692	1778

## ACUTE ILLNESS

State / District	Persons suffering from Acute Illness (Per 100,000 Population)								
	Any type of Acute Illness								
	Person			Male			Female		
	Total	Rural	Urban	Total	Rural	Urban	Total	Rural	Urban
1	2	3	4	5	6	7	8	9	10
Madhya Pradesh	8967	9957	6867	8501	9470	6458	9476	10487	7317
Balaghat	18103	19269	12080	17520	18577	12085	18687	19960	12076
Barwani	8556	8228	9955	7800	7413	9461	9353	9090	10476
Betul	16729	17255	14448	15823	16340	13535	17712	18254	15407
Bhind	4312	4424	4122	3833	3800	3892	4875	5168	4387
Bhopal	6639	12170	5614	6217	11765	5175	7102	12623	6091
Chhatarpur	9992	8554	14388	9450	8069	13701	10602	9102	15155
Chhindwara	12101	12767	10406	12011	12743	10162	12195	12793	10664
Damoh	14278	15633	9677	13528	14953	8650	15103	16385	10790
Datia	4195	4277	4021	3768	3796	3709	4700	4853	4385
Dewas	3094	3479	2353	2904	3234	2271	3298	3740	2441
Dhar	3868	3897	3759	3856	3878	3770	3882	3916	3745
Dindori	14185	14413	-	13352	13607	-	15028	15229	-
East Nimar	9706	8907	11977	8862	8144	10916	10609	9727	13104
Guna	7464	7340	7790	7537	7566	7461	7382	7083	8163
Gwalior	4071	5213	3602	4029	5243	3517	4119	5178	3699
Harda	6473	7143	4008	6374	7054	3855	6581	7239	4174
Hoshangabad	14081	14422	13506	13731	14315	12745	14464	14539	14337
Indore	4246	4320	4225	4022	4079	4006	4492	4575	4467
Jabalpur	8168	8831	7741	7510	8271	7021	8890	9438	8533
Jhabua	4649	4729	3948	4344	4418	3695	4968	5053	4214
Katni	13040	14879	8140	12679	14385	8147	13421	15401	8132
Mandla	17761	17685	18374	17072	16966	17902	18449	18398	18859
Mandsaur	7792	7979	7207	7564	7873	6599	8033	8091	7852
Morena	5654	5884	5185	5531	5739	5104	5802	6059	5281
Narsimhapur	10500	10645	9742	10175	10326	9387	10859	10997	10137
Neemuch	8527	6803	11584	7879	6498	10349	9221	7131	12894
Panna	8406	9056	4948	8047	8606	5000	8801	9557	4893
Raisen	8599	7420	12248	8325	7085	12079	8903	7789	12443
Rajgarh	8342	8623	6854	7712	8033	6011	9026	9264	7766
Ratlam	5514	5297	5755	5284	5188	5392	5759	5414	6138
Rewa	14987	16109	9758	13569	14492	9378	16482	17796	10177
Sagar	9514	8865	10753	9003	8575	9841	10089	9197	11743
Satna	8369	8283	8590	7873	7884	7844	8901	8706	9421
Sehore	6185	6268	5844	5609	5707	5214	6838	6900	6579
Seoni	19274	19690	15438	18581	18921	15485	19994	20486	15388
Shahdol	13967	17671	4513	13537	17211	4354	14426	18157	4688
Shajapur	5770	5685	6031	5550	5389	6051	6011	6011	6010
Sheopur	4003	4163	3238	3864	3985	3294	4159	4361	3173
Shivpuri	4242	3888	6145	4071	3715	6013	4438	4087	6292
Sidhi	13019	13453	10399	12087	12478	9754	14051	14528	11129
Tikamgarh	7861	8256	6313	7701	8063	6268	8042	8476	6363
Ujjain	6873	7959	5382	6477	7634	4919	7304	8306	5897
Umaria	14094	16469	4507	13673	15977	4454	14545	16993	4564
Vidisha	14963	18495	6247	14542	18064	5840	15436	18982	6704
West Nimar	6347	7011	3068	5981	6627	2786	6738	7423	3369





## ACUTE ILLNESS

State / District	Persons suffering from Acute Illness and taking treatment from Any Source (%)								
	Person			Male			Female		
	Total	Rural	Urban	Total	Rural	Urban	Total	Rural	Urban
1	2	3	4	5	6	7	8	9	10
Madhya Pradesh	92.6	91.4	96.3	92.3	91.1	96.1	92.9	91.8	96.5
Balaghat	99.6	99.5	99.8	99.7	99.7	99.8	99.4	99.4	99.7
Barwani	98.7	98.5	99.4	98.7	98.5	99.3	98.8	98.6	99.6
Betul	99.5	99.5	99.3	99.5	99.5	99.3	99.5	99.5	99.3
Bhind	97.9	97.7	98.3	98.3	97.7	99.3	97.6	97.7	97.4
Bhopal	94.4	83.9	98.6	93.2	81.9	98.1	95.5	86.0	99.1
Chhatarpur	99.3	99.0	99.9	99.2	98.9	99.9	99.4	99.1	100.0
Chhindwara	98.9	98.9	98.6	98.8	98.9	98.5	98.9	99.0	98.8
Damoh	98.1	97.9	99.6	98.6	98.4	99.6	97.7	97.3	99.6
Datia	41.1	33.8	57.4	39.6	32.5	54.9	42.6	35.0	59.8
Dewas	97.2	97.3	97.0	96.3	96.6	95.5	98.2	97.9	99.0
Dhar	53.2	51.7	59.3	51.5	50.6	54.7	55.1	52.8	64.3
Dindori	89.4	89.5	-	89.3	89.5	-	89.4	89.5	-
East Nimar	79.6	70.0	100.0	79.1	69.3	100.0	80.1	70.6	100.0
Guna	31.2	23.9	49.2	28.8	22.7	45.1	34.0	25.5	53.5
Gwalior	82.0	54.4	98.4	80.9	52.9	98.5	83.5	56.2	98.6
Harda	99.0	99.0	99.1	99.0	99.0	98.8	99.0	99.0	99.4
Hoshangabad	98.4	97.8	99.4	98.4	97.9	99.4	98.4	97.7	99.5
Indore	98.7	99.0	98.6	98.9	98.8	98.9	98.5	99.1	98.3
Jabalpur	98.1	98.4	97.8	98.0	98.2	97.8	98.2	98.6	97.8
Jhabua	58.3	55.1	91.5	60.0	57.2	89.6	56.7	53.3	93.3
Katni	97.6	97.9	96.0	97.7	97.9	96.8	97.5	98.0	95.1
Mandla	90.3	89.5	96.7	90.4	89.4	97.4	90.3	89.6	96.1
Mandsaur	99.3	99.2	99.3	99.3	99.3	99.2	99.2	99.1	99.3
Morena	80.0	72.8	96.8	79.8	72.3	97.2	80.2	73.3	96.4
Narsimhapur	99.3	99.3	99.0	99.3	99.4	98.6	99.3	99.2	99.4
Neemuch	98.6	98.1	99.0	98.9	98.0	99.9	98.2	98.2	98.3
Panna	96.2	96.5	94.1	96.2	96.5	92.9	96.3	96.4	95.4
Raisen	98.0	97.2	99.6	98.1	97.2	99.8	97.9	97.2	99.4
Rajgarh	73.5	72.2	82.2	72.1	70.7	82.1	74.8	73.6	82.3
Ratlam	99.5	99.4	99.5	99.3	99.0	99.5	99.7	99.8	99.5
Rewa	98.5	98.5	98.7	98.3	98.2	98.7	98.7	98.7	98.7
Sagar	96.6	95.8	97.8	97.0	96.5	97.9	96.1	95.1	97.6
Satna	98.6	98.2	99.7	98.6	98.2	99.6	98.6	98.2	99.7
Sehore	74.1	71.0	87.6	76.2	72.5	92.6	72.2	69.7	83.0
Seoni	99.4	99.4	99.0	99.5	99.5	99.2	99.4	99.4	98.8
Shahdol	99.4	99.4	99.3	99.3	99.3	99.0	99.5	99.5	99.5
Shajapur	98.1	98.0	98.3	97.8	97.6	98.2	98.4	98.4	98.3
Sheopur	74.3	76.6	60.3	72.2	73.9	62.3	76.5	79.3	57.9
Shivpuri	72.5	64.6	99.3	68.1	58.7	100.0	77.0	70.7	98.6
Sidhi	98.7	98.6	99.8	98.5	98.3	100.0	98.9	98.8	99.6
Tikamgarh	97.8	97.4	99.7	97.9	97.5	100.0	97.7	97.4	99.3
Ujjain	83.0	74.8	99.5	84.2	76.9	99.5	81.8	72.8	99.5
Umaria	98.2	98.7	90.3	98.1	98.7	90.3	98.2	98.7	90.4
Vidisha	98.8	98.7	99.1	98.7	98.6	99.0	98.9	98.8	99.3
West Nimar	98.9	98.9	98.6	98.9	98.9	98.7	98.9	98.9	98.5



## ACUTE ILLNESS

State / District	Persons suffering from Acute Illness and taking treatment from Government Source (%)								
	Person			Male			Female		
	Total	Rural	Urban	Total	Rural	Urban	Total	Rural	Urban
1	2	3	4	5	6	7	8	9	10
Madhya Pradesh	20.0	20.2	19.2	20.2	20.4	19.3	19.7	19.9	19.2
Balaghat	10.0	9.3	15.9	9.9	9.2	15.6	10.2	9.5	16.1
Barwani	52.7	57.2	36.9	51.7	57.0	34.2	53.5	57.4	39.4
Betul	8.6	9.5	3.9	8.8	9.8	3.6	8.4	9.3	4.2
Bhind	12.0	9.8	16.0	11.2	9.1	14.6	12.8	10.5	17.4
Bhopal	34.8	42.7	32.1	34.1	46.1	29.8	35.4	39.3	34.1
Chhatarpur	15.6	11.4	23.2	15.1	11.8	21.0	16.1	10.9	25.4
Chhindwara	18.1	17.8	19.3	18.2	17.4	20.7	18.1	18.2	17.9
Damoh	4.7	5.2	2.2	4.0	4.3	2.0	5.4	6.1	2.3
Datia	23.1	15.8	32.7	22.4	17.5	28.7	23.8	14.4	36.4
Dewas	13.4	13.2	13.6	13.6	13.9	12.7	13.1	12.7	14.5
Dhar	35.2	35.5	34.1	39.3	39.3	39.1	31.2	31.7	29.3
Dindori	20.7	20.6	-	20.1	19.8	-	21.3	21.3	-
East Nimar	18.6	22.2	13.2	19.7	23.8	13.8	17.6	20.9	12.8
Guna	28.8	25.9	32.4	29.6	25.0	35.8	28.1	26.9	29.4
Gwalior	22.1	20.1	22.7	22.0	20.7	22.4	22.2	19.5	23.1
Harda	8.3	7.4	14.1	9.0	8.0	15.4	7.6	6.8	12.9
Hoshangabad	17.8	14.2	24.2	15.8	12.2	22.4	19.9	16.3	25.9
Indore	13.8	17.5	12.6	15.2	18.2	14.3	12.4	16.9	11.0
Jabalpur	9.2	13.0	6.3	10.3	14.7	7.0	8.1	11.4	5.7
Jhabua	38.5	37.2	47.0	39.1	38.0	46.5	38.0	36.4	47.4
Katni	7.6	8.7	1.9	7.2	8.4	1.8	8.0	9.1	2.1
Mandla	26.9	27.1	25.6	27.5	28.1	23.8	26.3	26.1	27.4
Mandsaur	23.0	23.0	23.0	23.9	24.0	23.3	22.2	22.0	22.8
Morena	21.8	24.5	17.2	21.4	24.5	16.1	22.3	24.4	18.5
Narsimhapur	20.5	15.1	51.4	20.7	14.5	56.6	20.2	15.7	46.1
Neemuch	29.5	28.8	30.2	31.0	30.5	31.6	28.1	27.1	28.9
Panna	37.3	38.0	30.3	36.1	36.3	33.8	38.4	39.6	26.6
Raisen	19.6	17.5	23.5	20.0	18.4	22.7	19.2	16.5	24.3
Rajgarh	25.4	24.7	29.9	25.0	24.5	27.9	25.9	24.9	31.5
Ratlam	33.4	39.6	27.0	33.4	38.9	27.5	33.4	40.4	26.6
Rewa	15.2	15.7	11.2	16.5	17.4	10.2	14.1	14.3	12.3
Sagar	8.8	10.3	6.4	9.6	11.2	6.8	7.9	9.3	6.1
Satna	18.2	20.0	13.8	18.7	20.6	14.0	17.6	19.3	13.7
Sehore	30.3	22.5	57.9	30.5	24.2	52.3	30.0	20.9	63.7
Seoni	33.1	34.6	15.5	30.4	32.1	11.3	35.8	37.0	20.1
Shahdol	27.7	25.7	47.5	27.6	25.3	50.7	27.7	26.1	44.2
Shajapur	20.6	19.7	23.3	22.5	21.6	25.0	18.7	17.9	21.4
Sheopur	37.1	37.1	36.9	38.6	38.3	40.4	35.6	35.9	32.5
Shivpuri	33.5	36.9	25.9	33.8	38.3	24.8	33.3	35.8	27.1
Sidhi	12.6	9.8	34.3	14.2	10.5	41.4	11.1	9.1	27.2
Tikamgarh	20.7	23.4	7.6	20.3	23.5	4.3	21.2	23.2	11.2
Ujjain	25.1	28.1	20.4	24.5	27.8	19.1	25.7	28.4	21.7
Umaria	20.6	20.5	22.2	20.8	20.7	22.7	20.4	20.3	21.7
Vidisha	27.8	29.2	17.7	31.2	32.7	20.0	24.3	25.5	15.6
West Nimar	33.6	34.2	26.6	33.4	34.1	24.6	33.8	34.3	28.5

## CHRONIC ILLNESS

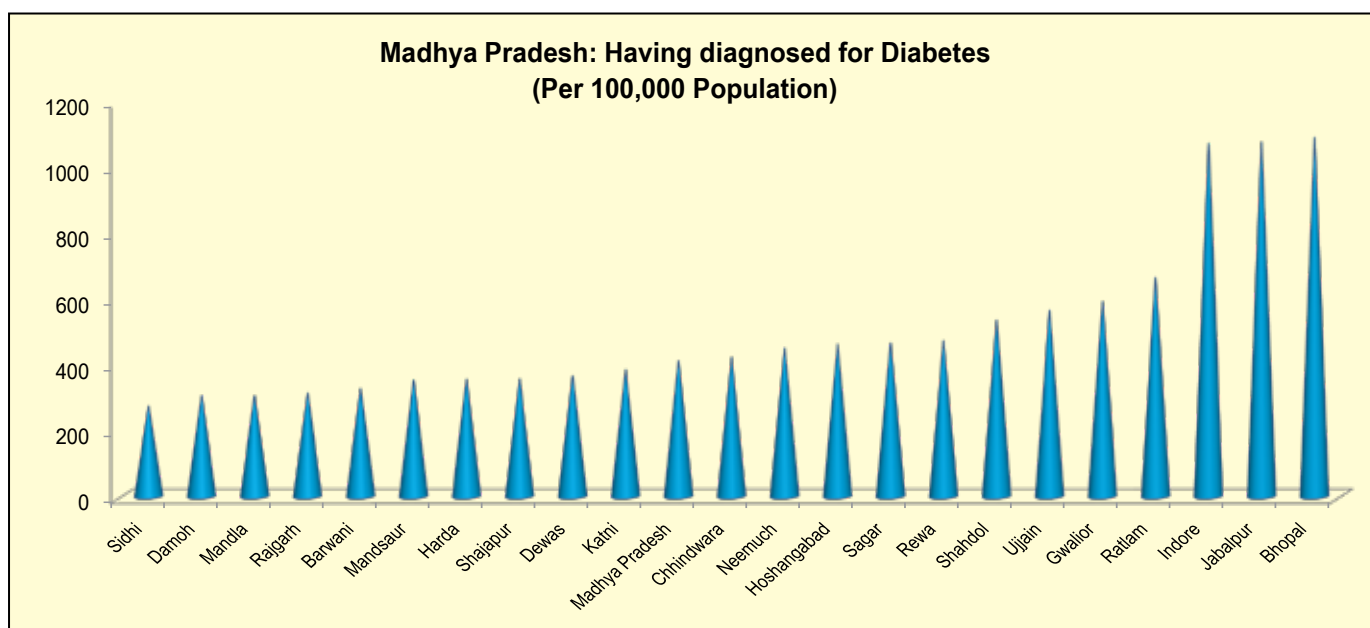
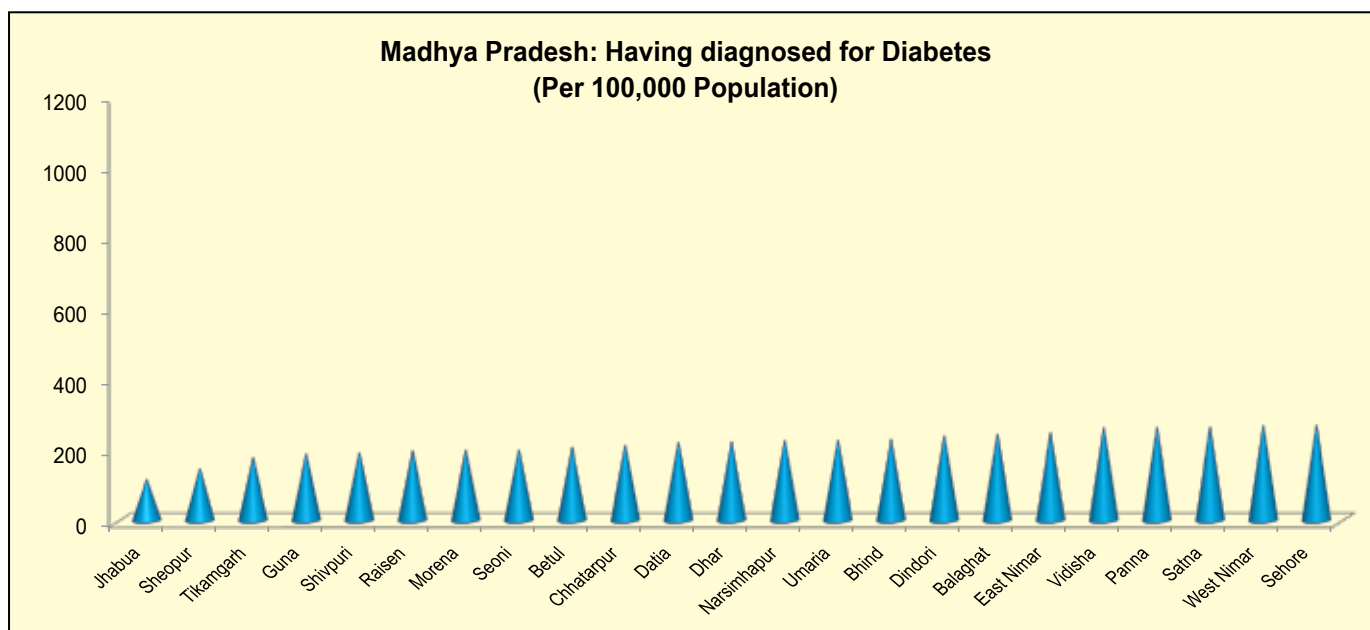
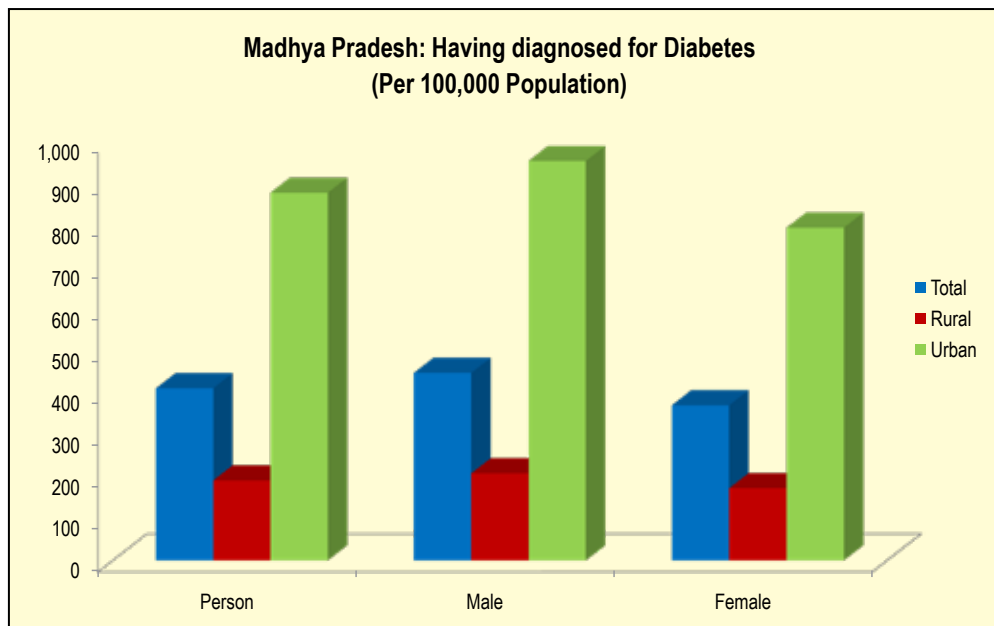
State / District	Having any kind of Symptoms of Chronic Illness (Per 100,000 Population)								
	Person			Male			Female		
	Total	Rural	Urban	Total	Rural	Urban	Total	Rural	Urban
1	2	3	4	5	6	7	8	9	10
Madhya Pradesh	6826	6672	7152	6159	6105	6272	7555	7289	8123
Balaghat	7984	8030	7748	7271	7370	6763	8698	8689	8742
Barwani	3755	3288	5752	3549	3095	5499	3971	3491	6019
Betul	5368	5108	6497	5060	4805	6185	5703	5440	6825
Bhind	5149	5383	4752	4943	5353	4236	5391	5418	5346
Bhopal	9662	8576	9863	8422	7723	8553	11019	9530	11292
Chhatarpur	6831	6641	7412	5932	5934	5925	7845	7442	9071
Chhindwara	4823	4479	5695	4319	3992	5143	5351	4988	6281
Damoh	8919	8923	8909	7742	7819	7480	10213	10141	10457
Datia	4590	5257	3190	4509	5160	3125	4686	5373	3265
Dewas	6169	6788	4976	5549	5964	4755	6833	7667	5215
Dhar	3618	3614	3634	3292	3279	3344	3962	3964	3955
Dindori	19999	20157	-	16485	16711	-	23560	23648	-
East Nimar	3914	3733	4429	3795	3573	4429	4041	3904	4428
Guna	4563	4725	4139	4393	4652	3711	4757	4808	4624
Gwalior	4941	2950	5758	4823	2638	5744	5079	3329	5774
Harda	4501	4388	4916	4355	4301	4557	4659	4483	5304
Hoshangabad	5900	5774	6112	5008	5038	4957	6876	6580	7374
Indore	8093	7691	8210	6947	6675	7025	9349	8762	9525
Jabalpur	8276	8423	8181	6922	7718	6413	9760	9189	10131
Jhabua	2806	2696	3770	2740	2754	2617	2874	2635	4984
Katni	6647	6586	6810	6063	6127	5892	7266	7071	7785
Mandla	12708	12900	11178	10894	10966	10324	14517	14820	12055
Mandsaur	8969	8797	9507	8540	8453	8815	9424	9162	10242
Morena	5639	5252	6431	5152	4966	5533	6225	5597	7503
Narsimhapur	6713	6783	6348	5896	5831	6232	7618	7835	6477
Neemuch	7908	7133	9282	7686	7209	8539	8146	7051	10071
Panna	10157	9851	11783	9132	8920	10286	11287	10886	13361
Raisen	4755	4522	5477	4504	4503	4506	5036	4544	6597
Rajgarh	6010	5403	9222	5947	5463	8518	6078	5339	9985
Ratlam	6180	5724	6689	5599	5123	6135	6802	6374	7273
Rewa	12613	12877	11382	11779	12107	10288	13493	13681	12588
Sagar	9154	8571	10265	8347	8208	8620	10062	8989	12050
Satna	8530	9398	6286	7617	8418	5598	9509	10434	7053
Sehore	3935	4021	3586	3537	3683	2943	4388	4400	4336
Seoni	11713	11890	10083	10109	10321	8177	13377	13512	12107
Shahdol	5617	5413	6140	5299	5150	5671	5958	5691	6657
Shajapur	7603	6693	10425	6678	6040	8677	8615	7411	12306
Sheopur	4865	4858	4901	5029	4993	5200	4682	4708	4557
Shivpuri	3132	2983	3932	2955	2816	3712	3335	3175	4175
Sidhi	4841	4624	6150	4669	4452	5965	5031	4814	6359
Tikamgarh	4683	4454	5578	4278	4154	4768	5141	4796	6477
Ujjain	8884	9567	7947	8130	9018	6936	9702	10152	9071
Umari	8200	9562	2701	6822	7881	2586	9674	11355	2826
Vidisha	6882	7254	5965	6091	6450	5205	7772	8160	6818
West Nimar	5140	5214	4777	4855	4909	4593	5446	5542	4973

## CHRONIC ILLNESS

State / District	Having any kind of Symptoms of Chronic Illness and sought Medical Care (%)								
	Person			Male			Female		
	Total	Rural	Urban	Total	Rural	Urban	Total	Rural	Urban
1	2	3	4	5	6	7	8	9	10
Madhya Pradesh	82.6	78.2	91.3	84.2	80.4	92.1	81.1	76.2	90.5
Balaghat	90.8	89.4	98.4	94.0	93.2	98.3	88.2	86.2	98.4
Barwani	93.1	92.3	95.1	92.8	91.8	95.2	93.5	92.8	95.0
Betul	91.9	91.2	94.2	92.1	91.6	93.8	91.7	90.8	94.5
Bhind	83.8	83.0	85.4	85.5	84.5	87.7	82.0	81.2	83.2
Bhopal	96.3	93.2	96.8	96.5	93.2	97.1	96.0	93.2	96.5
Chhatarpur	70.0	67.7	76.2	74.6	72.7	80.4	66.0	63.2	73.1
Chhindwara	82.3	77.8	91.4	81.8	76.4	92.5	82.7	79.0	90.4
Damoh	85.3	84.2	89.2	86.5	85.6	89.5	84.4	83.0	89.1
Datia	93.1	92.5	94.9	94.1	93.1	97.5	91.9	91.8	92.1
Dewas	91.8	91.4	92.7	92.3	91.9	93.4	91.3	91.1	92.0
Dhar	94.9	95.5	92.8	94.1	94.2	93.6	95.6	96.5	92.1
Dindori	45.0	44.4	-	48.6	48.1	-	42.4	41.8	-
East Nimar	91.4	89.7	95.5	90.1	87.2	96.8	92.7	92.2	94.2
Guna	88.7	87.5	92.4	88.4	87.8	90.2	89.1	87.2	94.4
Gwalior	91.1	86.9	92.0	91.7	90.9	91.9	90.5	83.1	92.2
Harda	94.7	95.5	92.1	94.3	95.0	91.9	95.1	96.1	92.3
Hoshangabad	80.6	78.1	84.5	84.5	83.2	86.8	77.4	73.8	82.7
Indore	94.2	86.2	96.5	94.6	88.3	96.3	94.0	84.5	96.6
Jabalpur	85.4	81.3	88.2	88.1	82.2	92.7	83.4	80.5	85.1
Jhabua	83.7	82.1	93.7	82.3	80.4	100.0	85.1	84.0	90.2
Katni	76.7	71.4	90.4	78.8	73.6	93.1	74.9	69.4	88.1
Mandla	55.4	52.3	83.9	58.4	55.1	85.6	53.2	50.2	82.4
Mandsaur	94.3	93.0	98.3	94.7	93.5	98.1	94.0	92.4	98.4
Morena	87.3	87.6	86.7	87.3	88.0	85.8	87.3	87.1	87.5
Narsimhapur	77.5	76.8	81.6	78.7	77.7	83.7	76.5	76.1	79.4
Neemuch	92.3	90.1	95.1	91.1	89.2	93.9	93.4	91.2	96.2
Panna	65.6	63.9	72.9	68.7	68.2	71.2	62.8	60.0	74.4
Raisen	86.4	84.6	90.9	90.0	89.5	91.2	82.9	79.3	90.7
Rajgarh	91.4	91.0	92.7	90.8	90.3	92.7	92.0	91.8	92.7
Ratlam	84.9	78.6	90.9	86.5	79.5	93.2	83.5	77.7	89.0
Rewa	69.9	66.7	86.7	68.3	65.0	85.8	71.3	68.2	87.5
Sagar	76.9	72.3	84.1	79.8	77.3	84.4	74.2	67.1	83.9
Satna	66.7	64.7	74.3	71.6	70.1	77.4	62.5	60.1	71.6
Sehore	90.8	89.9	95.2	90.8	90.3	93.5	90.8	89.5	96.6
Seoni	74.4	74.0	78.7	78.2	77.9	81.4	71.5	71.0	76.7
Shahdol	76.9	70.9	90.4	81.3	76.4	92.5	72.7	65.6	88.4
Shajapur	92.4	91.6	94.2	93.1	92.0	95.5	91.9	91.2	93.2
Sheopur	95.3	95.7	93.4	96.6	98.0	90.0	93.8	93.0	97.9
Shivpuri	88.9	87.4	95.1	92.9	91.5	98.6	84.9	83.2	91.7
Sidhi	76.5	72.5	94.8	76.3	72.2	94.7	76.7	72.8	95.0
Tikamgarh	77.8	75.5	84.9	79.4	78.5	82.3	76.3	72.6	87.0
Ujjain	97.7	96.6	99.4	99.0	98.7	99.5	96.5	94.7	99.4
Umaria	70.5	69.0	92.2	73.8	72.3	91.9	68.1	66.6	92.5
Vidisha	79.4	78.9	80.9	78.1	77.2	80.9	80.6	80.5	81.0
West Nimar	88.1	87.3	92.4	88.2	87.4	92.4	88.0	87.2	92.5

## CHRONIC ILLNESS

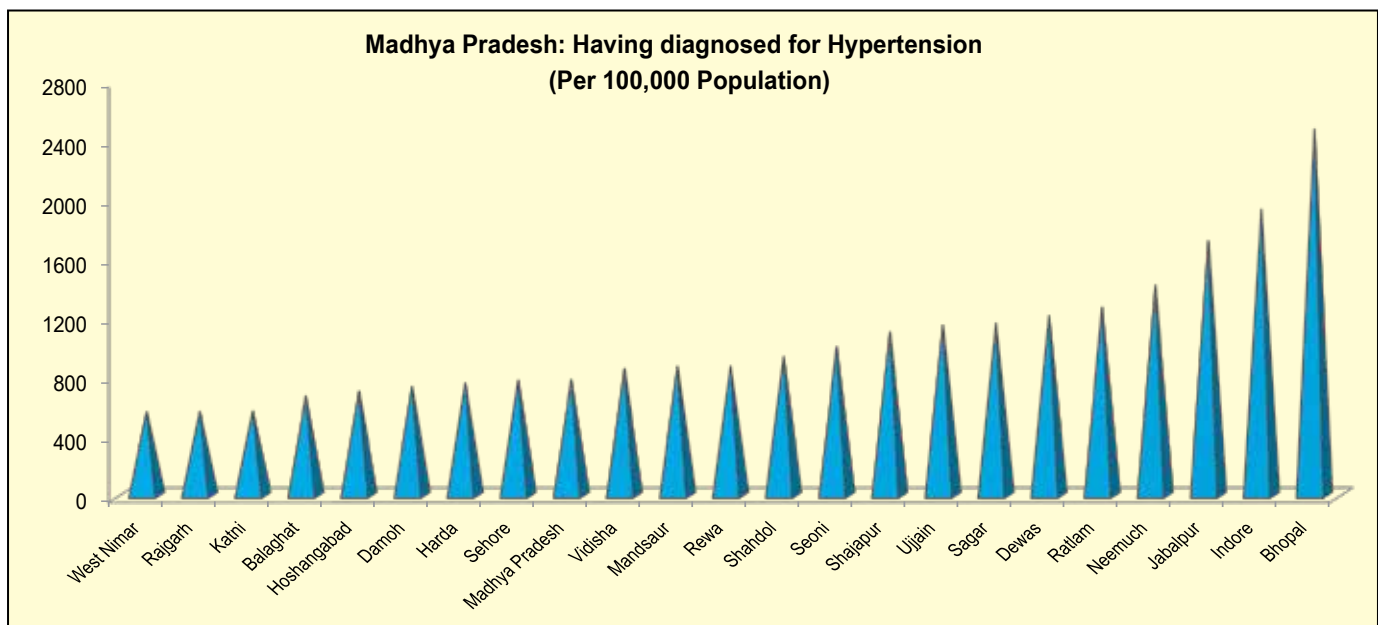
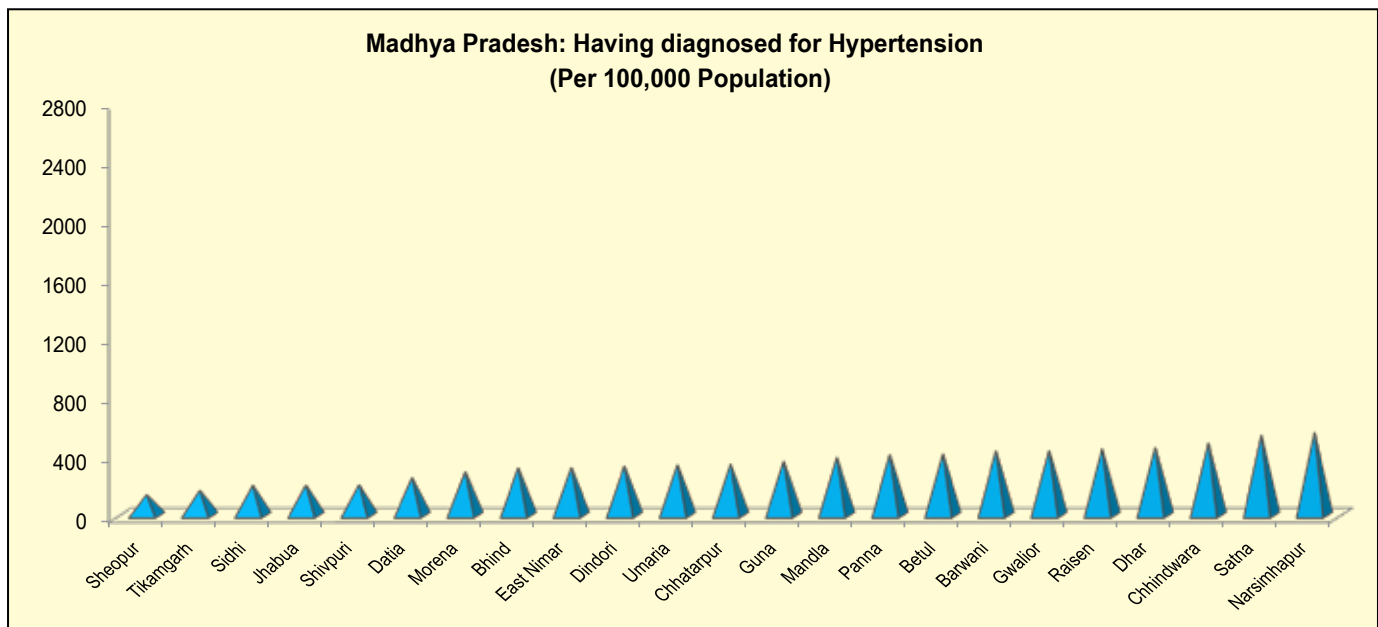
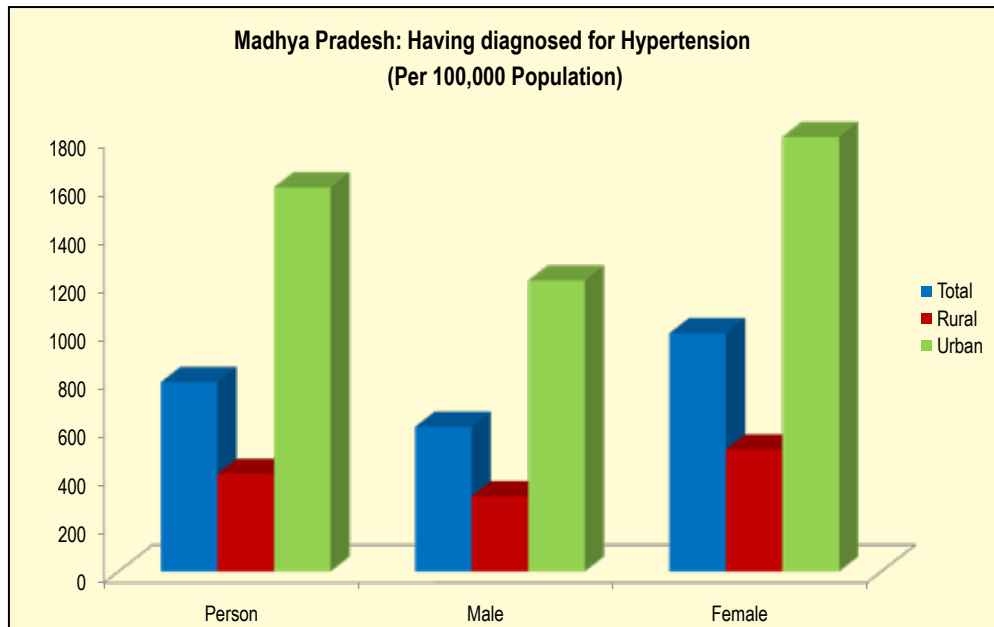
State / District	Having diagnosed for Chronic Illness (Per 100,000 Population)								
	Diabetes								
	Person			Male			Female		
	Total	Rural	Urban	Total	Rural	Urban	Total	Rural	Urban
1	2	3	4	5	6	7	8	9	10
Madhya Pradesh	411	191	879	448	208	955	371	172	795
Balaghat	243	169	627	312	212	826	174	125	426
Barwani	326	229	739	370	260	842	279	197	630
Betul	206	133	520	221	153	521	189	112	518
Bhind	228	162	340	245	175	367	208	147	309
Bhopal	1087	235	1245	1104	262	1262	1068	206	1226
Chhatarpur	211	73	633	271	97	807	143	46	439
Chhindwara	422	285	771	422	295	741	422	273	801
Damoh	305	180	728	319	166	844	289	196	603
Datia	219	117	433	230	130	442	206	102	422
Dewas	365	340	414	372	328	457	358	353	367
Dhar	222	145	523	220	153	474	225	137	576
Dindori	237	220	-	245	220	-	230	220	-
East Nimar	246	135	563	256	141	582	236	127	542
Guna	186	149	285	245	208	344	119	82	217
Gwalior	590	249	729	637	255	798	535	242	651
Harda	355	318	490	389	348	541	318	286	435
Hoshangabad	461	178	938	494	185	1017	424	170	852
Indore	1069	595	1208	1137	619	1284	995	568	1123
Jabalpur	1073	203	1635	1149	233	1737	990	170	1524
Jhabua	115	99	257	88	72	231	143	127	284
Katni	383	163	969	430	194	1057	333	130	876
Mandla	305	185	1267	367	235	1400	244	136	1129
Mandsaur	353	271	609	365	255	705	340	287	507
Morena	198	116	366	214	123	400	179	107	325
Narsimhapur	224	159	563	269	196	652	174	119	465
Neemuch	448	170	941	502	195	1051	390	143	825
Panna	262	197	605	321	223	857	196	168	339
Raisen	196	82	548	213	115	511	177	46	590
Rajgarh	312	223	785	354	237	970	268	208	584
Ratlam	663	210	1167	684	196	1232	641	225	1098
Rewa	470	346	1051	549	369	1366	387	322	703
Sagar	464	196	976	501	199	1092	423	192	851
Satna	262	190	448	337	241	581	182	137	299
Sehore	267	253	328	300	303	288	230	196	374
Seoni	198	154	605	221	169	696	175	139	508
Shahdol	533	179	1437	677	234	1784	380	122	1055
Shajapur	356	196	851	399	237	907	309	151	791
Sheopur	145	106	333	198	135	497	85	73	143
Shivpuri	191	198	151	216	227	157	161	164	145
Sidhi	274	109	1267	313	100	1579	230	119	914
Tikamgarh	176	124	378	210	139	493	137	108	251
Ujjain	563	299	926	540	274	898	589	326	958
Umaria	225	165	467	278	194	613	169	134	309
Vidisha	261	85	694	305	96	822	211	73	551
West Nimar	267	171	740	277	175	781	255	166	696



## CHRONIC ILLNESS

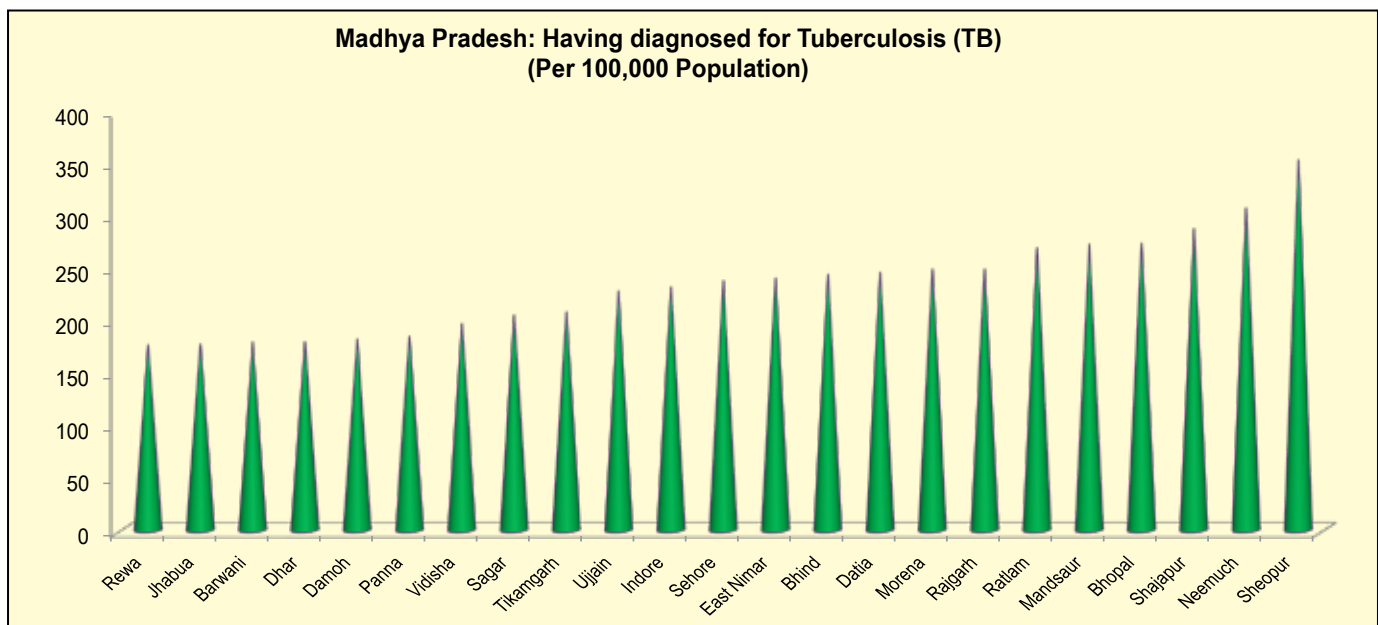
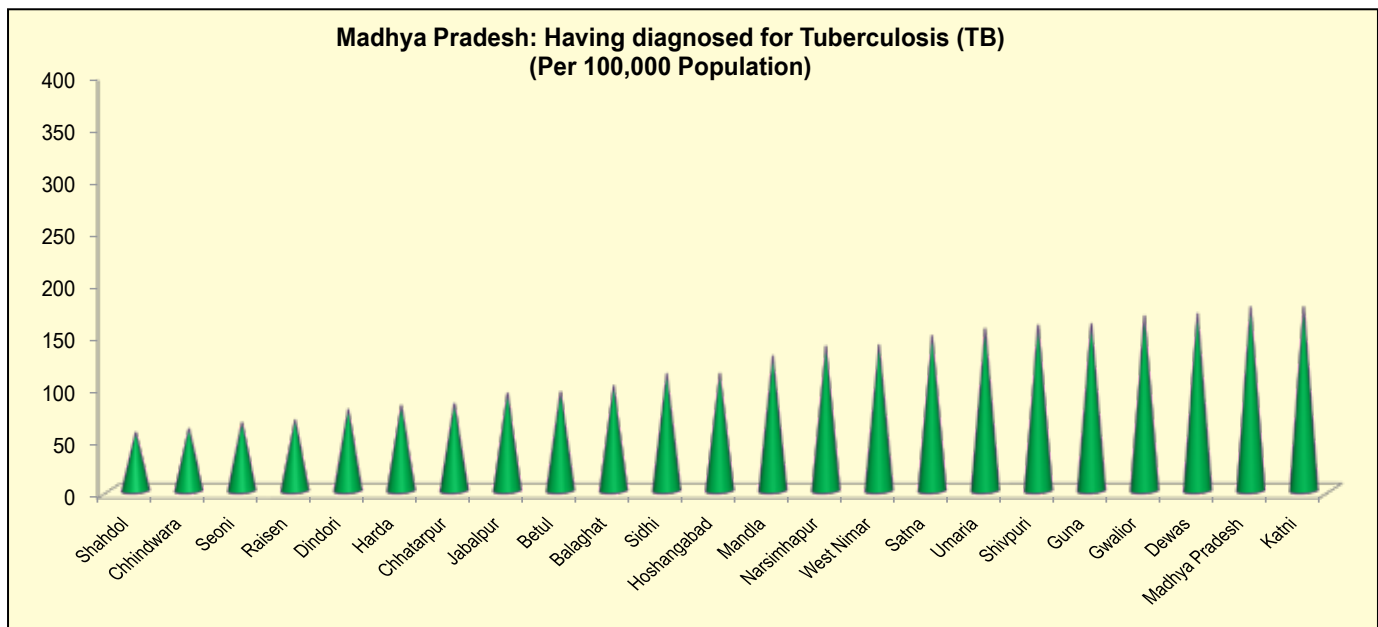
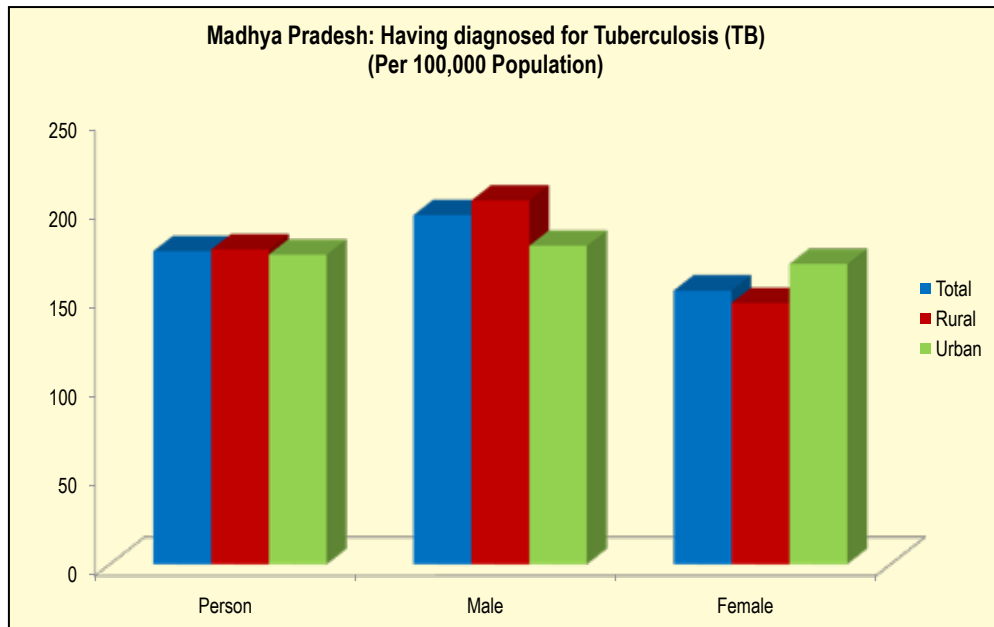
State / District	Having diagnosed for Chronic Illness (Per 100,000 Population)								
	Hypertension								
	Person			Male			Female		
	Total	Rural	Urban	Total	Rural	Urban	Total	Rural	Urban
1	2	3	4	5	6	7	8	9	10
Madhya Pradesh	785	405	1591	599	312	1205	987	505	2016
Balaghat	673	515	1486	471	376	961	875	655	2016
Barwani	439	314	977	404	307	820	476	320	1143
Betul	417	222	1264	356	182	1125	484	265	1411
Bhind	323	223	492	284	239	361	369	204	644
Bhopal	2474	1099	2729	1952	852	2158	3046	1374	3352
Chhatarpur	348	170	893	183	64	551	534	290	1274
Chhindwara	492	292	1001	298	116	757	696	476	1259
Damoh	738	271	2324	417	146	1343	1092	409	3389
Datia	256	204	365	243	224	284	270	179	459
Dewas	1214	1219	1205	943	888	1049	1505	1572	1374
Dhar	462	242	1319	446	239	1233	478	246	1414
Dindori	337	298	-	214	191	-	461	406	-
East Nimar	324	233	585	293	227	483	358	239	693
Guna	367	285	580	329	302	402	409	267	782
Gwalior	441	184	546	354	127	450	542	255	656
Harda	761	583	1416	560	410	1116	980	773	1739
Hoshangabad	705	397	1224	459	249	815	974	559	1672
Indore	1933	1156	2160	1502	783	1707	2405	1551	2661
Jabalpur	1722	365	2599	1344	225	2062	2137	516	3192
Jhabua	206	176	474	212	192	385	200	158	567
Katni	570	294	1306	425	192	1042	724	402	1587
Mandla	393	239	1629	308	169	1400	479	309	1863
Mandsaur	873	675	1491	640	518	1020	1119	840	1990
Morena	296	190	514	245	176	386	358	207	667
Narsimhapur	564	483	989	386	330	678	761	652	1336
Neemuch	1421	694	2711	1103	497	2185	1762	905	3270
Panna	414	312	953	279	199	714	562	438	1204
Raisen	453	233	1133	295	185	627	628	285	1716
Rajgarh	568	297	2004	427	243	1402	722	356	2657
Ratlam	1272	438	2200	1095	305	1984	1461	582	2428
Rewa	874	604	2133	680	529	1366	1079	683	2980
Sagar	1163	459	2508	762	384	1503	1615	544	3598
Satna	545	435	831	423	382	525	677	491	1171
Sehore	780	672	1224	502	467	640	1097	903	1907
Seoni	1007	832	2622	617	541	1305	1411	1132	4020
Shahdol	939	464	2151	839	477	1742	1046	450	2602
Shajapur	1107	640	2554	730	493	1470	1519	800	3721
Sheopur	140	127	200	143	138	166	136	115	239
Shivpuri	209	163	454	216	179	418	200	144	493
Sidhi	205	69	1025	191	46	1053	221	95	994
Tikamgarh	169	91	476	121	53	390	224	134	570
Ujjain	1151	861	1548	808	622	1058	1523	1117	2093
Umaria	343	242	747	327	210	792	360	277	698
Vidisha	858	492	1762	712	422	1428	1024	571	2138
West Nimar	568	502	896	444	407	629	701	604	1181





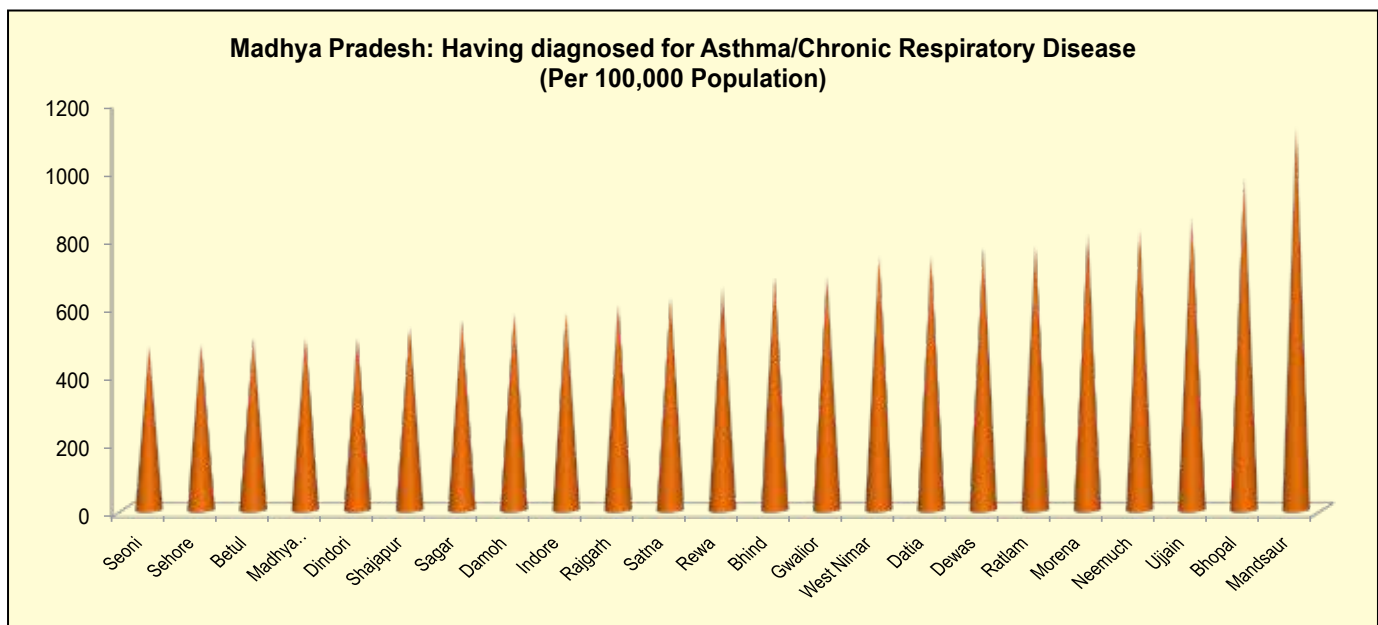
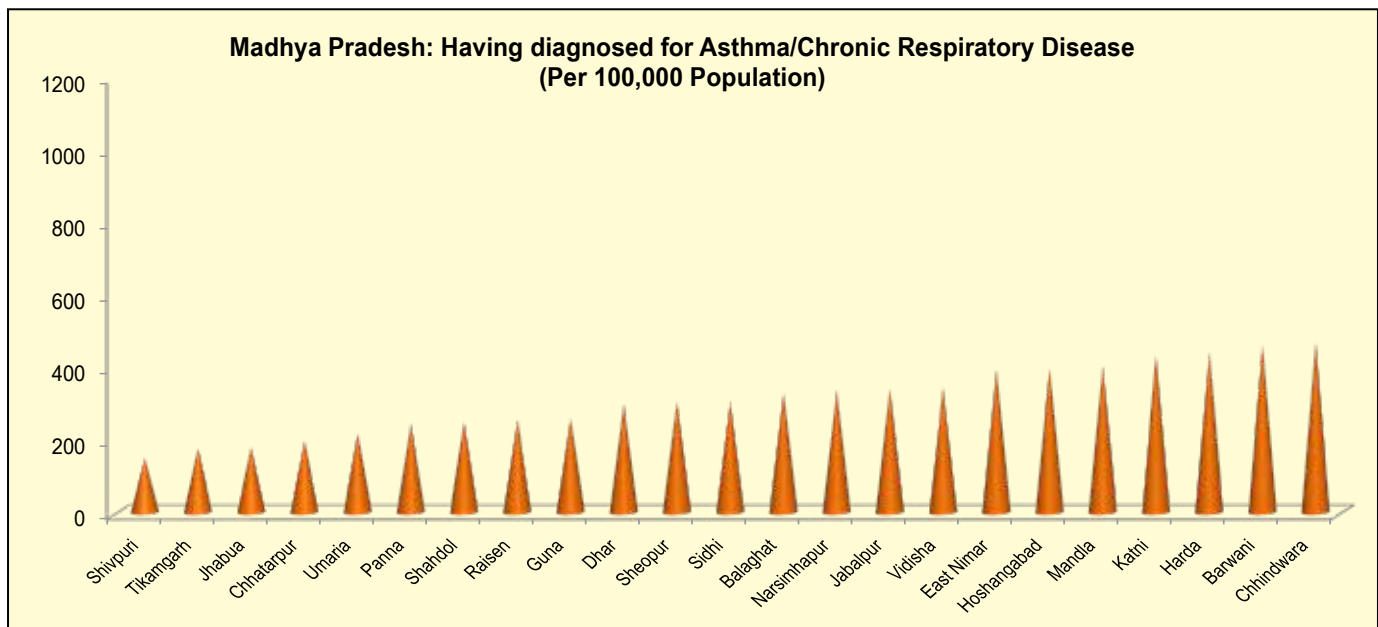
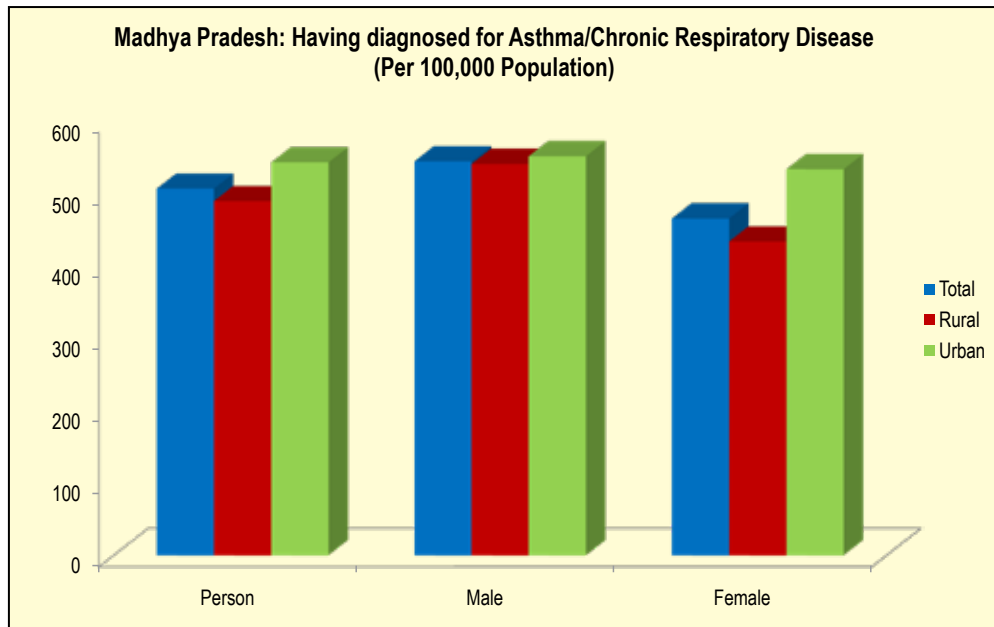
## CHRONIC ILLNESS

State / District	Having diagnosed for Chronic Illness (Per 100,000 Population)								
	Tuberculosis (TB)								
	Person			Male			Female		
	Total	Rural	Urban	Total	Rural	Urban	Total	Rural	Urban
1	2	3	4	5	6	7	8	9	10
Madhya Pradesh	176	177	174	196	204	179	154	147	169
Balaghat	101	96	125	119	109	173	82	83	78
Barwani	179	165	239	201	186	266	156	143	210
Betul	95	91	112	99	97	110	90	84	115
Bhind	243	221	281	292	274	323	186	158	234
Bhopal	273	452	240	274	564	219	272	326	262
Chhatarpur	84	108	10	98	130	0	68	83	22
Chhindwara	60	71	32	76	93	31	43	47	33
Damoh	182	188	160	236	260	153	122	109	166
Datia	245	265	204	294	314	253	188	207	147
Dewas	170	183	143	195	211	166	142	154	119
Dhar	179	190	137	177	186	142	181	194	131
Dindori	78	80	-	95	96	-	61	63	-
East Nimar	240	216	307	295	244	440	181	186	166
Guna	160	159	163	163	174	134	157	142	195
Gwalior	168	181	162	191	194	190	141	164	131
Harda	82	88	60	86	94	58	77	81	62
Hoshangabad	113	135	75	141	180	75	81	84	76
Indore	231	205	239	199	186	203	267	225	279
Jabalpur	94	96	92	102	92	108	84	100	74
Jhabua	177	168	257	217	206	308	135	128	203
Katni	176	209	88	194	238	78	157	179	99
Mandla	129	137	70	123	135	27	136	139	113
Mandsaur	272	301	181	303	336	201	239	264	160
Morena	248	297	148	266	326	143	227	262	154
Narsimhapur	138	144	110	161	177	78	113	107	145
Neemuch	307	318	287	303	319	274	311	317	301
Panna	184	191	147	230	232	214	135	146	75
Raisen	68	66	75	64	77	23	73	53	134
Rajgarh	248	242	280	233	215	323	266	272	234
Ratlam	269	273	265	314	313	315	221	229	212
Rewa	176	200	64	215	249	61	135	149	67
Sagar	204	178	254	229	201	283	177	152	223
Satna	149	145	159	165	177	134	132	111	187
Sehore	237	203	379	247	189	480	227	218	262
Seoni	65	65	67	73	71	87	58	59	46
Shahdol	56	65	33	82	97	42	29	31	23
Shajapur	287	290	276	339	357	281	230	217	269
Sheopur	353	373	255	448	495	228	246	237	286
Shivpuri	159	170	96	182	196	105	132	141	87
Sidhi	112	122	56	150	157	105	71	82	0
Tikamgarh	208	225	141	244	269	144	166	174	137
Ujjain	228	261	181	265	342	160	187	175	205
Umaria	155	176	70	163	189	60	147	163	81
Vidisha	197	249	69	237	287	115	151	206	16
West Nimar	140	137	150	150	152	140	128	121	162



## CHRONIC ILLNESS

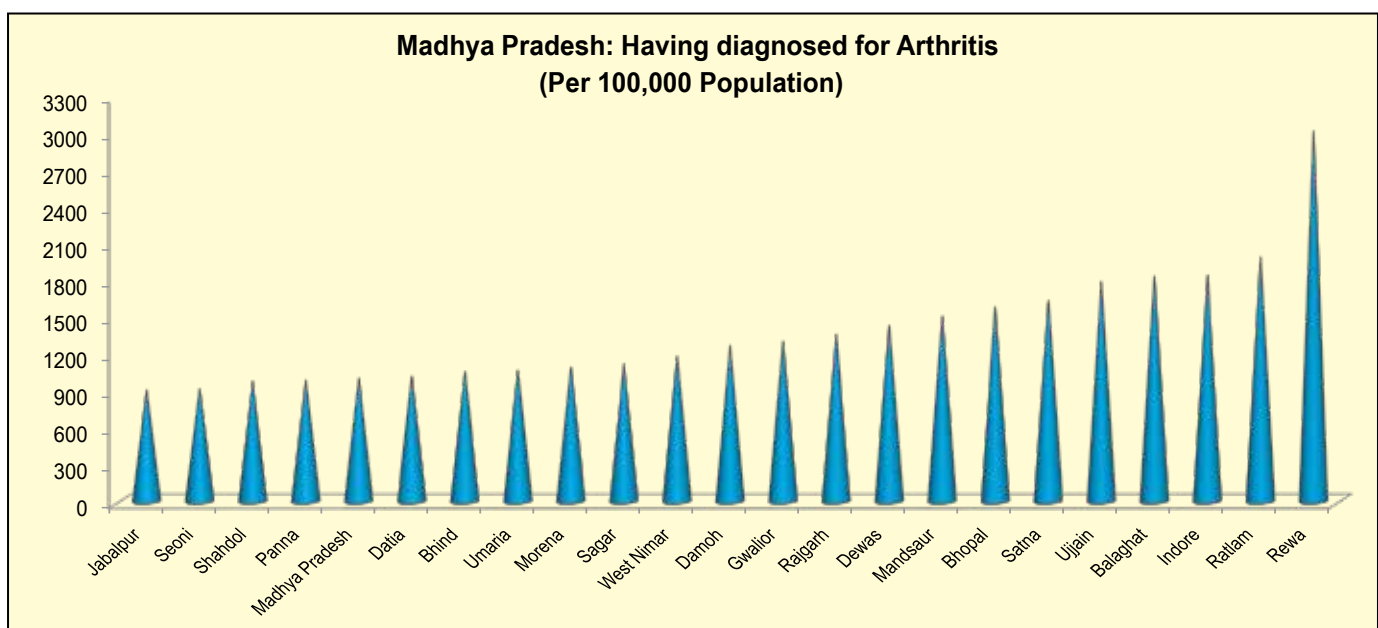
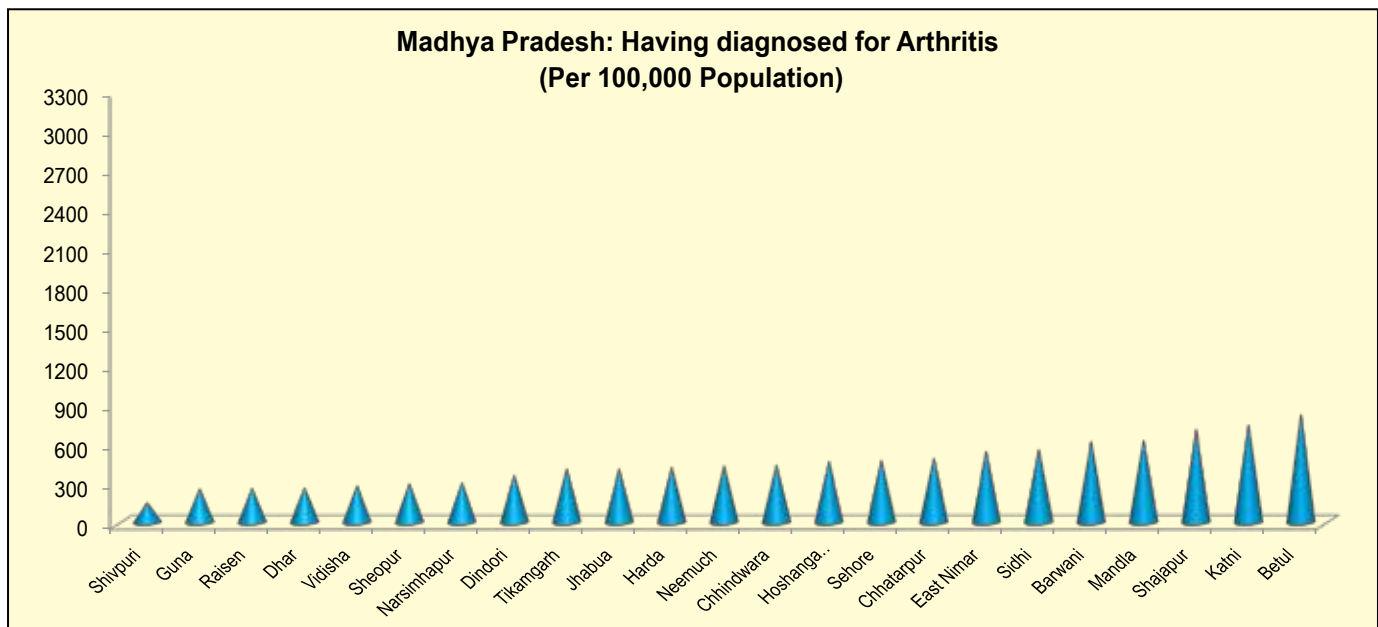
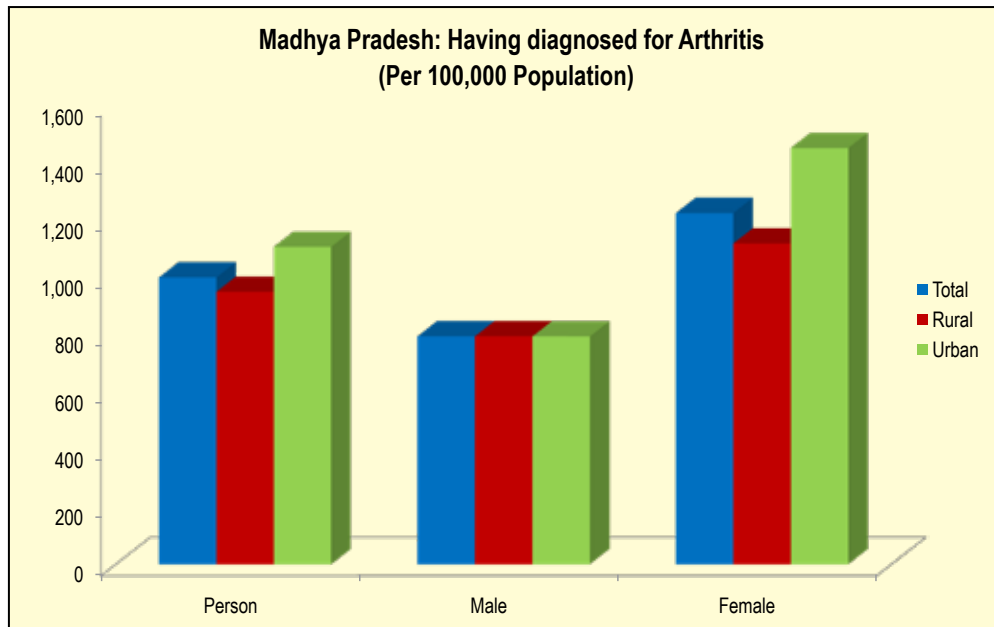
State / District	Having diagnosed for Chronic Illness (Per 100,000 Population)								
	Asthma / Chronic Respiratory Disease								
	Person			Male			Female		
	Total	Rural	Urban	Total	Rural	Urban	Total	Rural	Urban
1	2	3	4	5	6	7	8	9	10
Madhya Pradesh	507	490	543	544	541	552	466	434	534
Balaghat	330	360	174	418	458	211	242	262	136
Barwani	463	356	921	446	358	820	482	354	1027
Betul	504	445	759	557	484	878	446	402	634
Bhind	681	862	375	758	962	405	592	742	341
Bhopal	973	877	991	935	875	947	1014	880	1039
Chhatarpur	197	214	145	214	226	177	178	200	110
Chhindwara	467	420	588	529	493	618	403	343	556
Damoh	578	569	609	647	639	671	503	492	541
Datia	748	841	551	807	964	473	677	695	642
Dewas	771	917	488	783	911	536	758	924	435
Dhar	298	333	162	300	329	190	297	338	131
Dindori	508	516	-	622	630	-	392	400	-
East Nimar	393	352	512	389	332	554	398	373	467
Guna	259	273	224	233	234	230	290	317	217
Gwalior	688	678	692	673	722	652	705	624	737
Harda	441	453	394	471	508	334	407	393	460
Hoshangabad	398	397	401	482	511	433	307	272	366
Indore	581	788	520	578	878	492	584	694	551
Jabalpur	342	343	341	404	445	377	273	232	301
Jhabua	179	165	296	189	176	308	167	154	284
Katni	434	363	625	493	439	637	372	282	612
Mandla	404	397	459	488	508	329	319	285	593
Mandsaur	1125	1242	758	1409	1590	844	824	874	668
Morena	812	753	934	912	896	944	693	580	923
Narsimhapur	337	343	302	360	379	261	310	303	349
Neemuch	824	924	645	879	1033	603	764	807	689
Panna	244	265	128	218	225	179	273	311	75
Raisen	256	278	187	249	270	186	263	287	188
Rajgarh	605	566	813	653	619	836	552	508	788
Ratlam	778	851	696	827	887	760	725	813	628
Rewa	657	705	430	684	701	607	628	710	234
Sagar	556	627	421	600	717	373	506	524	474
Satna	623	673	495	578	639	425	671	708	573
Sehore	488	494	465	486	480	512	491	510	411
Seoni	483	489	426	640	653	522	320	320	323
Shahdol	250	195	390	289	226	446	208	162	328
Shajapur	539	509	632	538	490	688	541	530	572
Sheopur	307	327	211	356	379	249	251	269	167
Shivpuri	150	155	124	168	175	131	129	132	116
Sidhi	311	288	447	382	375	421	232	192	477
Tikamgarh	177	181	162	211	213	206	139	146	114
Ujjain	860	750	1010	925	798	1095	789	698	917
Umaria	219	240	132	243	277	105	193	201	162
Vidisha	343	377	259	394	431	303	285	316	211
West Nimar	747	745	758	791	782	839	700	706	671



## CHRONIC ILLNESS

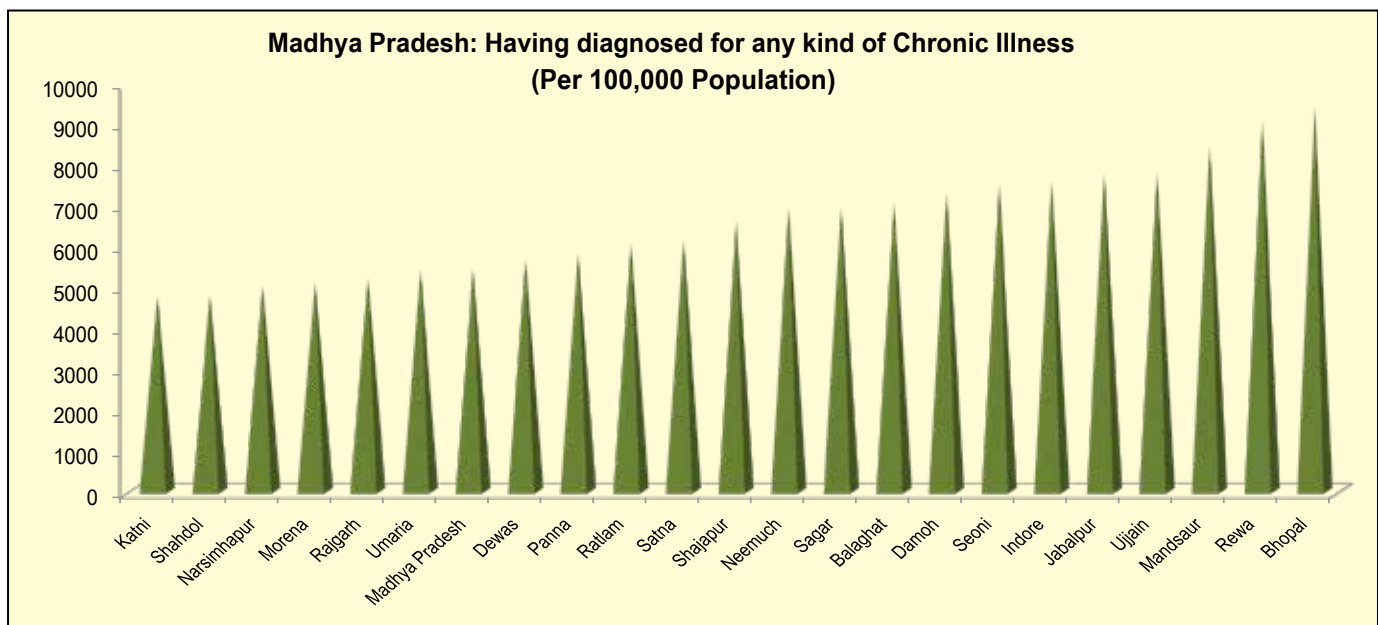
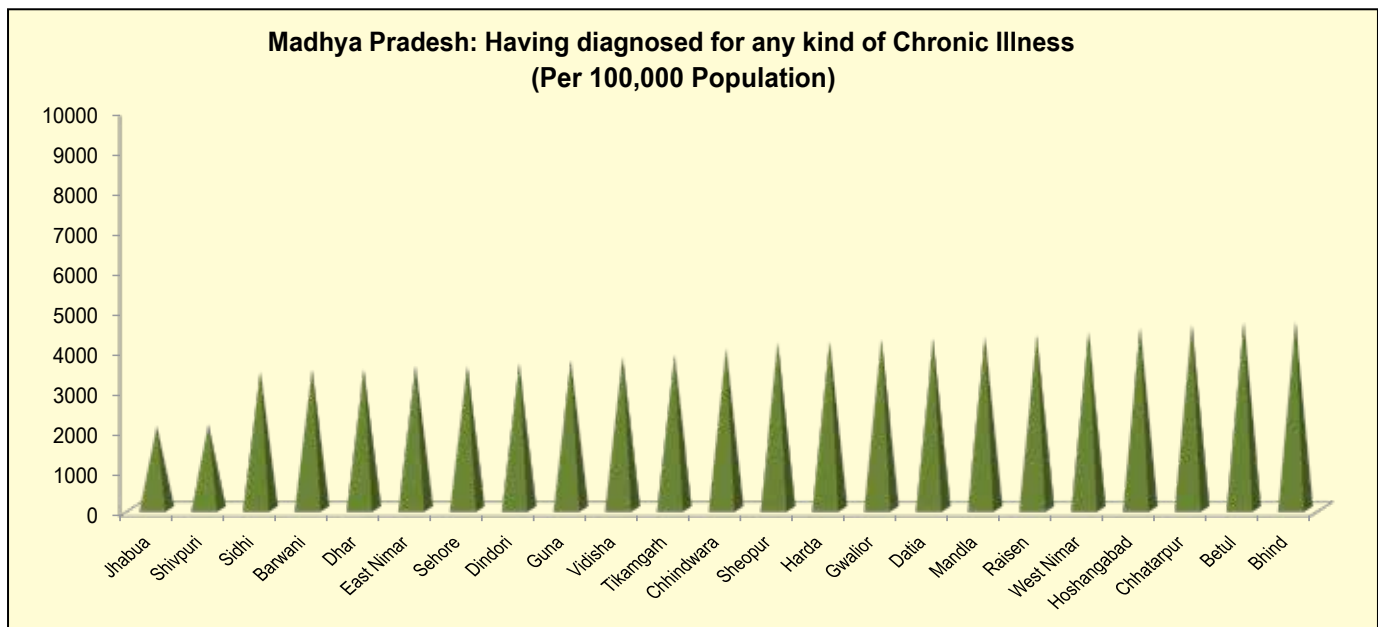
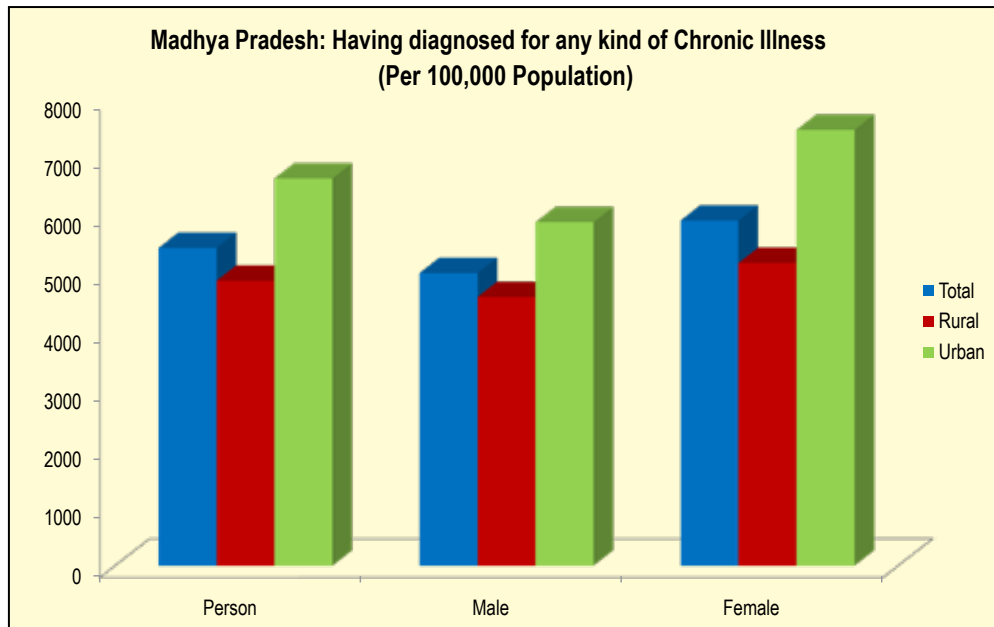
State / District	Having diagnosed for Chronic Illness (Per 100,000 Population)								
	Arthritis								
	Person			Male			Female		
	Total	Rural	Urban	Total	Rural	Urban	Total	Rural	Urban
1	2	3	4	5	6	7	8	9	10
Madhya Pradesh	1000	950	1107	794	795	794	1225	1119	1451
Balaghat	1830	1807	1949	1379	1415	1191	2282	2199	2714
Barwani	615	652	455	391	394	377	851	925	537
Betul	821	753	1117	654	613	837	1001	905	1411
Bhind	1053	1255	709	896	1117	515	1237	1418	934
Bhopal	1580	2358	1436	1133	1952	980	2069	2812	1933
Chhatarpur	487	470	540	438	465	354	543	476	747
Chhindwara	435	431	445	295	284	324	582	585	572
Damoh	1266	1342	1008	905	940	786	1662	1786	1247
Datia	1015	1212	602	994	1194	568	1041	1233	642
Dewas	1428	1674	955	1097	1287	733	1783	2086	1195
Dhar	261	248	311	232	218	285	292	280	340
Dindori	355	356	-	260	265	-	452	449	-
East Nimar	540	568	460	515	522	497	566	617	422
Guna	252	291	153	236	267	153	272	317	152
Gwalior	1297	915	1454	1096	892	1181	1532	943	1766
Harda	417	425	388	316	314	322	527	546	460
Hoshangabad	463	473	446	362	406	289	573	546	618
Indore	1839	2036	1782	1264	1598	1169	2470	2498	2461
Jabalpur	904	893	911	584	603	571	1255	1208	1285
Jhabua	407	359	829	273	247	500	546	475	1175
Katni	740	735	753	491	548	342	1004	934	1190
Mandla	623	592	877	402	369	659	844	813	1101
Mandsaur	1504	1133	2664	1237	862	2405	1787	1419	2938
Morena	1091	1019	1238	955	988	886	1254	1056	1658
Narsimhapur	299	288	357	225	223	235	381	360	494
Neemuch	432	436	424	349	365	320	521	513	534
Panna	982	905	1393	894	855	1107	1080	961	1694
Raisen	258	270	224	230	252	163	290	289	295
Rajgarh	1354	1321	1528	1103	1098	1132	1626	1564	1956
Ratlam	1986	2245	1697	1594	1931	1215	2405	2586	2206
Rewa	3006	3091	2611	2758	2925	2003	3268	3265	3281
Sagar	1114	1084	1170	871	909	797	1387	1285	1576
Satna	1631	1814	1161	1338	1541	827	1946	2102	1533
Sehore	469	470	465	415	407	448	531	542	486
Seoni	916	952	583	752	782	478	1086	1128	693
Shahdol	977	1041	813	832	943	552	1132	1144	1102
Shajapur	706	767	519	576	625	422	850	923	623
Sheopur	291	315	177	272	294	166	313	338	191
Shivpuri	149	123	289	158	158	157	139	83	435
Sidhi	554	498	895	471	456	561	645	543	1272
Tikamgarh	405	385	486	309	315	288	514	465	707
Ujjain	1782	2066	1392	1480	1767	1095	2109	2384	1724
Umaria	1063	1238	358	1078	1280	269	1048	1193	455
Vidisha	277	237	374	187	164	245	377	320	518
West Nimar	1177	1248	830	895	915	793	1480	1605	870





## CHRONIC ILLNESS

State / District	Having diagnosed for Chronic Illness (Per 100,000 Population)								
	Any kind of Chronic Illness								
	Person			Male			Female		
	Total	Rural	Urban	Total	Rural	Urban	Total	Rural	Urban
1	2	3	4	5	6	7	8	9	10
Madhya Pradesh	5441	4880	6632	5012	4600	5880	5910	5184	7462
Balaghat	7066	7087	6957	6690	6840	5917	7443	7334	8005
Barwani	3480	2904	5944	3226	2738	5318	3748	3080	6603
Betul	4680	4266	6476	4413	4018	6157	4969	4536	6811
Bhind	4700	5021	4154	4536	4983	3766	4892	5067	4601
Bhopal	9412	7858	9700	8235	7276	8415	10700	8509	11102
Chhatarpur	4624	4449	5159	4397	4335	4587	4880	4577	5798
Chhindwara	4032	3574	5195	3704	3274	4788	4376	3888	5626
Damoh	7308	7016	8300	6419	6210	7135	8286	7906	9563
Datia	4260	4673	3394	4092	4539	3141	4460	4834	3687
Dewas	5677	6232	4607	5126	5505	4400	6268	7009	4831
Dhar	3508	3332	4194	3239	3061	3913	3792	3615	4505
Dindori	3637	3584	-	3651	3620	-	3623	3548	-
East Nimar	3586	3336	4297	3566	3239	4500	3608	3441	4082
Guna	3714	3823	3427	3569	3740	3118	3879	3918	3778
Gwalior	4252	2308	5049	3763	2190	4425	4823	2452	5763
Harda	4205	4025	4869	4111	4004	4511	4307	4048	5255
Hoshangabad	4544	3763	5862	4473	4015	5246	4622	3486	6535
Indore	7585	6462	7913	6550	5751	6778	8720	7213	9172
Jabalpur	7777	6715	8463	6880	6188	7324	8761	7288	9720
Jhabua	2083	1932	3415	1876	1765	2848	2300	2107	4011
Katni	4789	4265	6185	4537	4179	5488	5055	4355	6926
Mandla	4322	3999	6904	4212	3864	6947	4431	4133	6861
Mandsaur	8452	8236	9125	8183	8102	8437	8736	8378	9854
Morena	5105	4841	5644	4698	4604	4890	5595	5127	6546
Narsimhapur	5043	5074	4878	4364	4295	4720	5794	5935	5054
Neemuch	6945	5611	9310	6516	5314	8667	7404	5932	9993
Panna	5818	5464	7697	5358	5057	7000	6325	5918	8431
Raisen	4341	4163	4892	4083	4035	4228	4629	4305	5658
Rajgarh	5212	4542	8760	5048	4434	8302	5391	4659	9255
Ratlam	6069	5504	6697	5537	4960	6187	6638	6093	7236
Rewa	9079	9022	9344	8569	8598	8437	9617	9465	10345
Sagar	6947	6067	8626	6370	5890	7310	7596	6270	10056
Satna	6154	6547	5137	5577	5981	4559	6772	7145	5782
Sehore	3586	3595	3551	3359	3446	3007	3845	3763	4187
Seoni	7525	7485	7887	6897	6928	6612	8176	8062	9242
Shahdol	4794	4061	6664	4683	3999	6393	4912	4126	6962
Shajapur	6623	5895	8876	5809	5322	7333	7513	6526	10539
Sheopur	4175	4137	4358	4489	4422	4806	3824	3820	3842
Shivpuri	2104	1889	3258	2196	1971	3425	1999	1796	3073
Sidhi	3445	3086	5609	3319	2958	5474	3583	3227	5763
Tikamgarh	3850	3646	4648	3550	3481	3822	4189	3834	5564
Ujjain	7797	8000	7519	6993	7310	6567	8670	8735	8578
Umaria	5420	5968	3207	4647	5016	3169	6248	6984	3248
Vidisha	3819	3290	5126	3581	3151	4643	4088	3446	5668
West Nimar	4447	4398	4687	4239	4181	4523	4669	4630	4861



## CHRONIC ILLNESS

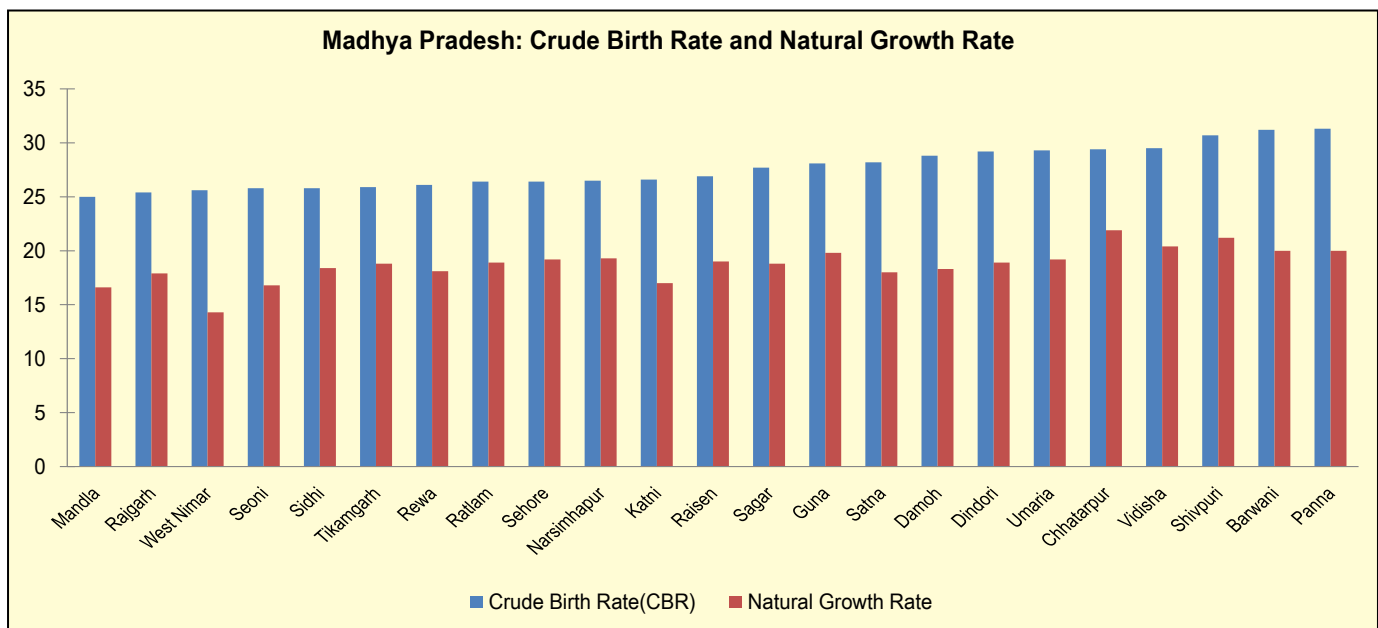
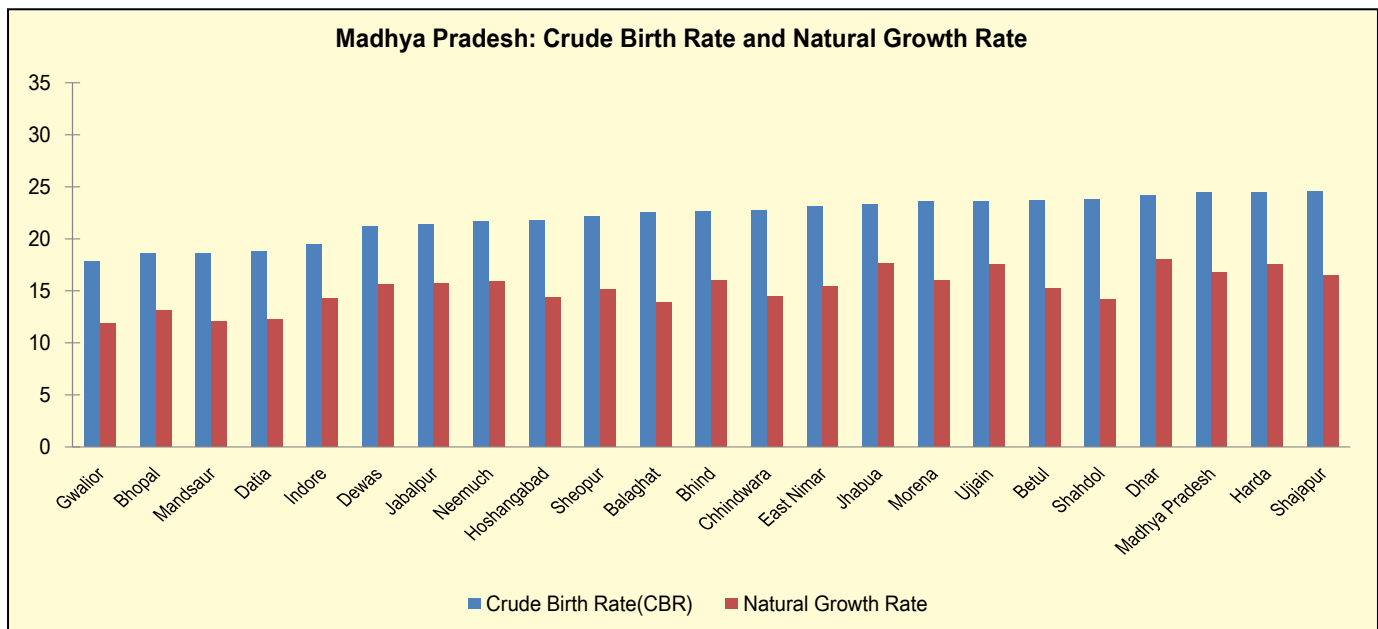
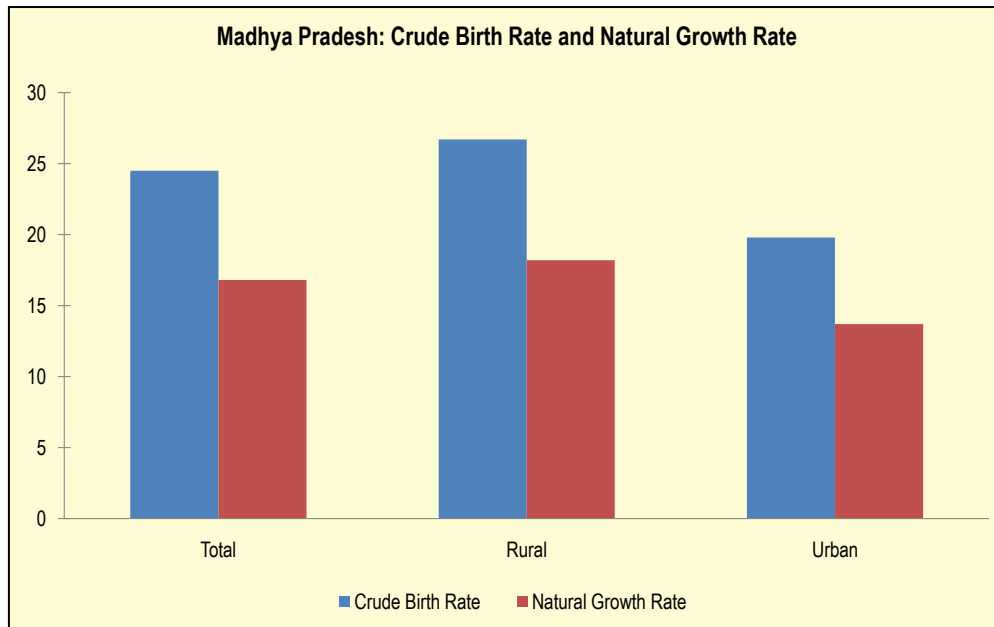
State / District	Having diagnosed for any kind of Chronic Illness and getting Regular Treatment (%)								
	Person			Male			Female		
	Total	Rural	Urban	Total	Rural	Urban	Total	Rural	Urban
1	2	3	4	5	6	7	8	9	10
Madhya Pradesh	61.4	55.3	70.9	62.0	55.9	72.0	60.8	54.7	69.9
Balaghat	68.7	67.1	77.5	70.8	69.3	79.9	66.9	65.0	75.8
Barwani	68.1	60.2	84.5	68.3	59.4	87.9	67.9	61.0	81.6
Betul	73.1	71.1	78.6	73.8	71.6	80.2	72.3	70.6	77.2
Bhind	65.8	66.3	64.8	67.7	67.5	68.2	63.7	64.9	61.6
Bhopal	72.0	51.8	75.1	73.2	56.1	76.0	71.1	47.8	74.3
Chhatarpur	48.5	41.7	66.4	49.5	43.2	67.8	47.5	40.1	65.2
Chhindwara	69.7	66.0	76.1	67.6	63.2	75.2	71.6	68.5	77.0
Damoh	37.7	34.2	47.7	39.3	35.8	49.7	36.3	32.8	46.1
Datia	45.4	41.5	56.5	45.7	43.3	53.3	45.0	39.5	59.7
Dewas	57.3	54.2	65.5	58.3	56.0	63.8	56.5	52.7	67.1
Dhar	63.9	59.1	78.9	62.3	58.0	75.2	65.4	60.1	82.6
Dindori	49.1	48.0	-	49.0	47.7	-	49.1	48.4	-
East Nimar	65.5	61.6	74.1	63.8	59.1	73.5	67.3	64.1	74.9
Guna	56.0	52.6	66.2	55.0	50.0	70.6	57.1	55.3	62.1
Gwalior	64.6	48.3	67.6	62.4	47.8	65.4	66.5	48.8	69.5
Harda	64.2	61.2	73.1	64.4	61.6	73.7	63.9	60.8	72.6
Hoshangabad	63.3	58.8	68.1	65.8	60.4	72.8	60.6	56.8	64.0
Indore	75.2	65.4	77.6	77.3	67.1	79.8	73.5	64.0	75.8
Jabalpur	74.4	71.5	75.9	75.8	71.1	78.4	73.2	71.8	73.9
Jhabua	53.0	53.0	53.2	53.4	52.5	58.1	52.7	53.4	49.5
Katni	54.3	51.9	58.8	54.7	52.0	60.1	54.0	51.8	57.8
Mandla	55.5	51.3	75.2	57.2	53.2	74.7	54.0	49.6	75.7
Mandsaur	64.9	61.7	73.9	63.2	59.0	75.5	66.6	64.4	72.4
Morena	52.5	47.6	61.0	52.2	48.5	59.4	52.8	46.7	62.4
Narsimhapur	57.9	55.0	73.8	59.7	56.9	72.9	56.5	53.5	74.7
Neemuch	69.6	66.3	73.0	69.0	65.1	73.2	70.1	67.5	72.8
Panna	36.9	34.0	48.1	37.4	34.5	49.0	36.5	33.5	47.3
Raisen	42.1	38.3	52.2	40.6	37.5	49.5	43.6	39.1	54.5
Rajgarh	66.6	62.3	78.6	67.9	64.9	76.3	65.4	59.6	80.8
Ratlam	63.6	54.6	71.9	64.0	52.9	74.0	63.3	56.0	70.0
Rewa	53.0	51.0	61.7	53.1	51.5	60.4	52.8	50.6	62.8
Sagar	47.7	39.5	58.6	48.3	40.8	60.1	47.1	38.2	57.4
Satna	56.2	55.0	60.0	57.5	56.1	62.0	55.1	54.1	58.2
Sehore	52.8	50.6	61.7	55.8	53.9	64.9	49.7	47.3	58.9
Seoni	44.9	42.9	62.2	46.3	44.8	60.5	43.7	41.3	63.5
Shahdol	61.0	56.0	68.7	61.5	56.1	69.8	60.5	55.8	67.7
Shajapur	63.3	62.2	65.7	65.1	64.2	67.2	61.8	60.3	64.5
Sheopur	50.4	52.2	42.2	51.2	53.2	42.7	49.4	51.1	41.6
Shivpuri	56.5	56.6	56.1	54.7	54.8	54.2	58.8	58.9	58.5
Sidhi	57.3	49.4	83.4	57.5	48.4	86.5	57.0	50.4	80.0
Tikamgarh	59.9	56.7	69.5	62.4	58.8	75.3	57.5	54.6	65.2
Ujjain	70.9	68.9	73.9	74.7	74.3	75.3	67.6	64.1	72.7
Umari	37.7	34.4	62.6	35.8	31.4	64.2	39.2	36.7	61.0
Vidisha	59.1	50.3	73.1	60.3	52.2	73.9	58.0	48.4	72.3
West Nimar	75.7	74.3	82.3	76.4	74.9	83.2	75.1	73.8	81.3

## CHRONIC ILLNESS

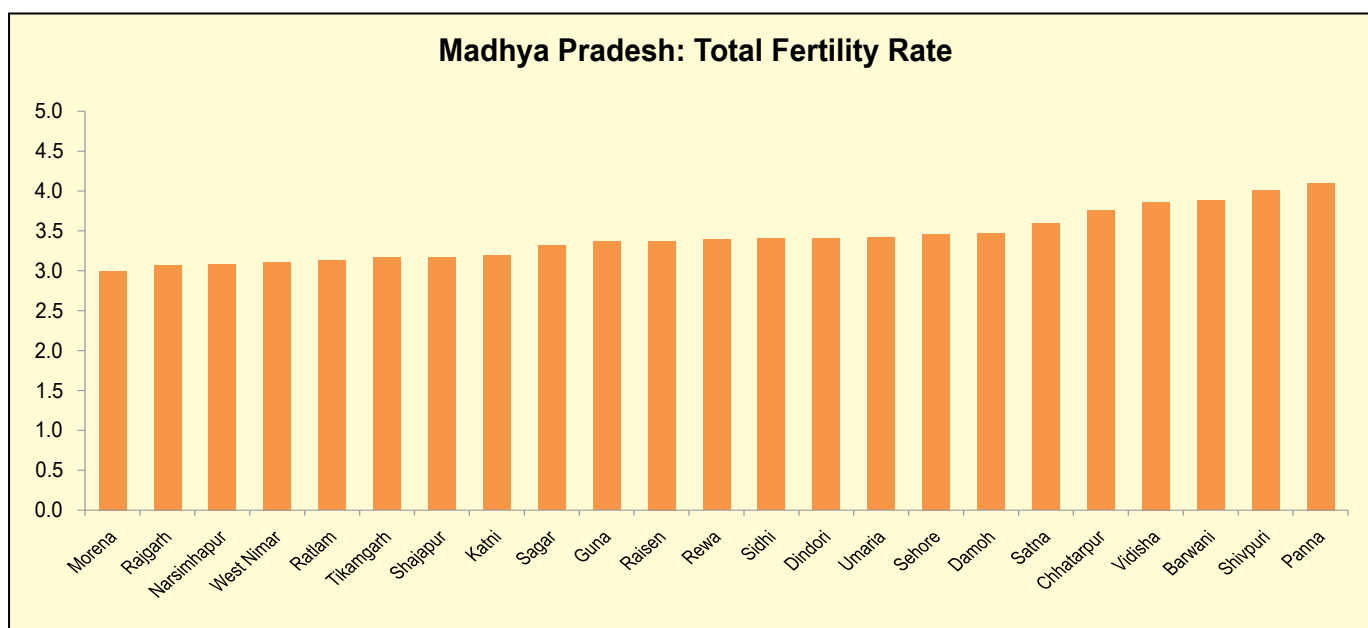
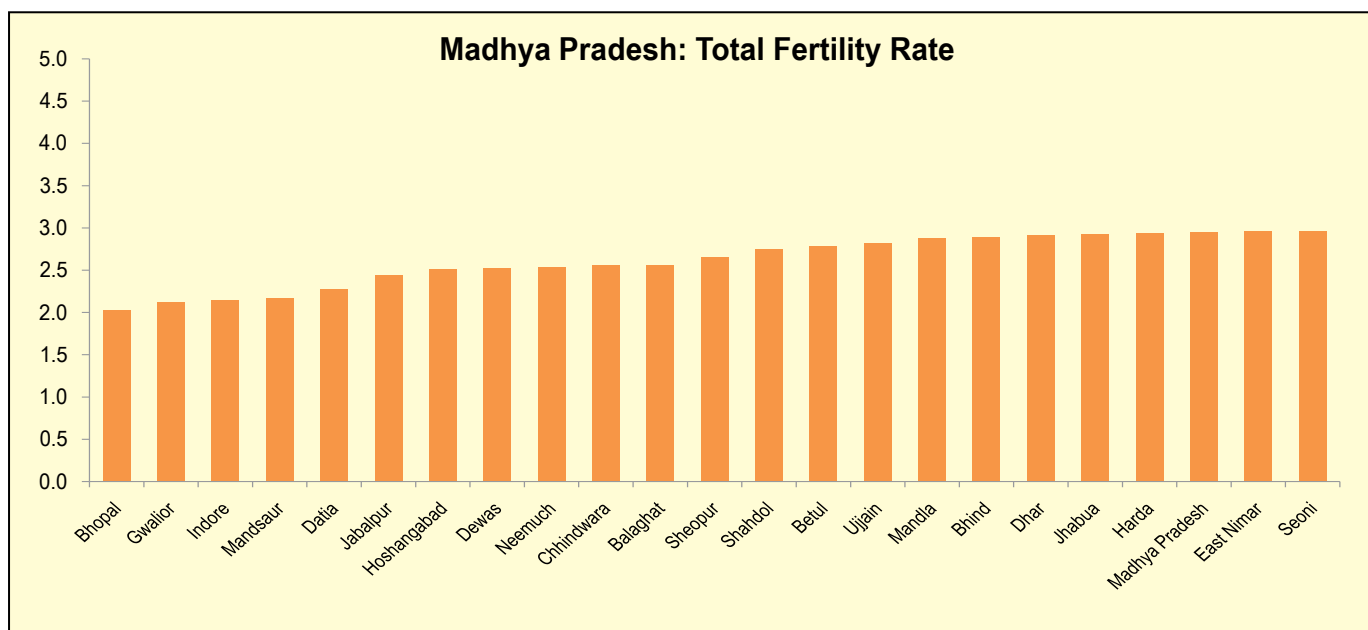
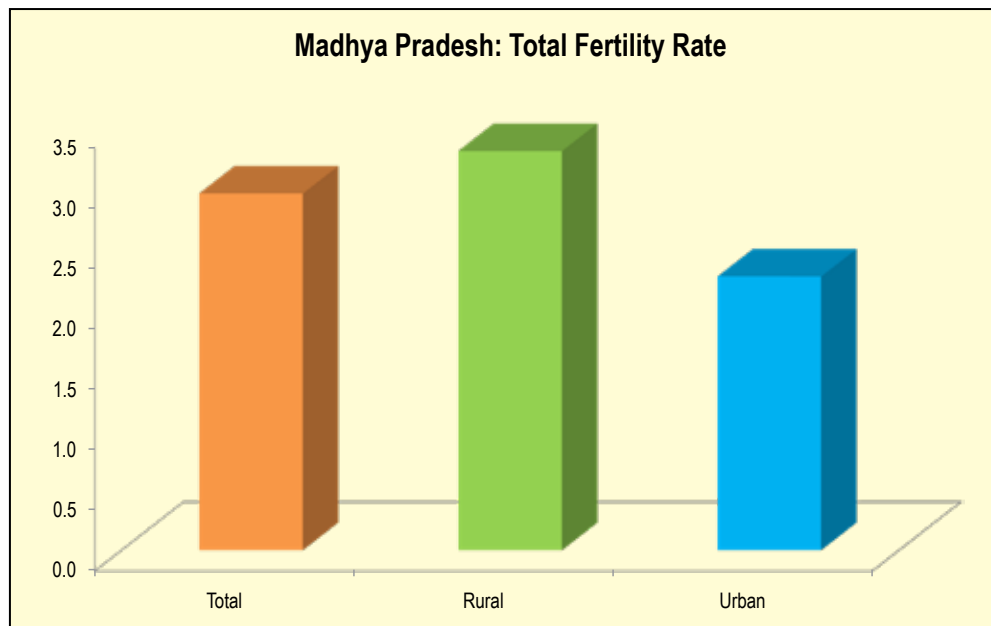
State / District	Having diagnosed for any kind of Chronic Illness and getting Regular Treatment from Government Source (%)								
	Person			Male			Female		
	Total	Rural	Urban	Total	Rural	Urban	Total	Rural	Urban
1	2	3	4	5	6	7	8	9	10
Madhya Pradesh	28.0	27.1	29.3	28.5	28.1	29.0	27.5	26.0	29.6
Balaghat	11.7	10.7	16.7	12.0	11.4	15.7	11.4	10.0	17.6
Barwani	48.4	58.7	26.8	49.3	60.1	25.8	47.5	57.4	27.6
Betul	21.0	19.1	26.1	21.1	18.9	27.3	20.9	19.4	25.0
Bhind	17.4	19.8	12.6	18.7	21.4	12.7	16.0	17.9	12.6
Bhopal	41.2	24.2	43.7	41.9	25.9	44.5	40.5	22.4	43.1
Chhatarpur	35.8	38.5	29.1	37.2	41.2	26.3	34.5	35.6	31.8
Chhindwara	32.9	34.1	30.8	35.7	39.4	29.9	30.5	29.8	31.5
Damoh	9.7	10.2	8.1	9.4	10.3	6.6	9.9	10.1	9.3
Datia	18.7	19.3	16.9	21.6	22.4	19.0	15.4	15.7	14.6
Dewas	21.1	21.0	21.6	21.4	21.1	22.2	20.9	20.8	21.1
Dhar	29.1	32.0	20.6	26.2	28.3	20.4	31.7	35.1	20.9
Dindori	32.2	32.3	-	30.4	30.0	-	33.9	34.7	-
East Nimar	25.8	25.1	27.5	27.1	26.6	28.1	24.5	23.5	26.7
Guna	40.2	41.0	38.2	41.4	39.8	46.3	39.0	42.3	30.6
Gwalior	32.1	24.4	33.5	24.9	27.6	24.3	38.5	20.9	41.2
Harda	14.4	12.3	21.0	14.7	12.9	20.5	14.2	11.6	21.4
Hoshangabad	17.2	19.0	15.4	19.3	21.7	16.5	14.9	15.5	14.4
Indore	30.0	30.4	29.9	29.2	29.9	29.0	30.7	30.8	30.7
Jabalpur	16.9	12.3	19.2	18.6	12.6	21.7	15.4	12.0	17.1
Jhabua	44.8	48.9	22.3	45.1	48.6	24.2	44.5	49.1	20.8
Katni	22.8	21.6	24.7	28.6	28.8	28.2	17.2	14.3	21.8
Mandla	29.4	30.9	23.6	29.0	30.8	22.1	29.8	31.0	25.2
Mandsaur	33.4	33.0	34.3	34.9	34.8	35.3	31.9	31.3	33.5
Morena	30.3	28.3	33.9	29.5	28.0	32.5	31.2	28.6	35.1
Narsimhapur	18.8	18.9	18.5	19.5	19.4	19.9	18.3	18.5	16.9
Neemuch	25.3	33.9	16.3	25.1	34.2	15.2	25.6	33.7	17.2
Panna	44.8	47.9	34.0	46.6	50.4	32.7	43.0	45.5	35.1
Raisen	9.9	8.1	14.5	8.8	9.1	7.9	10.9	7.1	20.1
Rajgarh	35.8	34.6	38.8	35.2	34.7	36.5	36.4	34.6	41.0
Ratlam	44.3	45.4	43.4	46.0	49.9	42.6	42.9	41.5	44.1
Rewa	17.5	18.5	13.5	19.0	20.2	14.2	16.1	16.9	12.9
Sagar	30.1	32.9	26.3	31.3	34.7	26.1	29.0	31.0	26.5
Satna	23.5	24.0	21.9	24.3	26.1	18.7	22.7	22.0	24.9
Sehore	30.6	28.3	39.6	27.3	26.3	31.9	34.0	30.5	45.9
Seoni	16.0	16.1	15.3	17.7	18.2	13.1	14.6	14.3	16.9
Shahdol	27.9	19.8	39.2	28.6	20.6	39.9	27.1	19.0	38.5
Shajapur	28.8	26.9	32.7	30.3	28.1	35.1	27.6	25.9	30.9
Sheopur	57.1	60.0	38.8	55.6	58.6	37.2	58.9	61.7	41.0
Shivpuri	38.0	35.6	45.9	37.2	33.3	49.2	39.2	38.4	41.5
Sidhi	42.2	41.1	45.7	45.8	44.7	48.9	38.6	37.4	42.3
Tikamgarh	25.9	27.6	21.5	28.8	29.3	26.8	23.2	25.7	17.5
Ujjain	30.3	31.6	28.4	29.7	31.3	27.1	30.9	31.8	29.5
Umaria	28.1	26.8	36.7	27.5	25.6	38.1	28.5	27.7	35.3
Vidisha	21.2	23.1	18.7	22.7	23.0	22.3	19.7	23.1	15.5
West Nimar	42.4	41.4	47.0	41.2	40.2	45.8	43.5	42.5	48.1

## FERTILITY

State / District	Crude Birth Rate(CBR)			Natural Growth Rate			Total Fertility Rate		
	Total	Rural	Urban	Total	Rural	Urban	Total	Rural	Urban
1	2	3	4	5	6	7	8	9	10
Madhya Pradesh	24.5	26.7	19.8	16.8	18.2	13.7	3.0	3.3	2.3
Balaghat	22.5	23.1	19.2	13.9	14.4	11.2	2.6	-	-
Barwani	31.2	31.1	31.5	20.0	20.4	18.1	3.9	-	-
Betul	23.7	24.9	18.4	15.2	16.0	11.7	2.8	-	-
Bhind	22.6	23.7	20.7	16.0	16.5	15.3	2.9	-	-
Bhopal	18.6	24.1	17.6	13.1	16.8	12.4	2.0	-	-
Chhatarpur	29.4	32.5	20.1	21.9	24.4	14.1	3.8	-	-
Chhindwara	22.7	23.5	20.6	14.5	14.8	13.9	2.6	-	-
Damoh	28.8	30.1	24.4	18.3	18.9	16.4	3.5	-	-
Datia	18.8	20.3	15.8	12.2	13.7	9.1	2.3	-	-
Dewas	21.2	22.3	18.9	15.6	16.5	13.9	2.5	-	-
Dhar	24.2	24.1	24.6	18.0	18.0	18.0	2.9	-	-
Dindori	29.2	29.6	20.5	18.9	19.2	13.8	3.4	-	-
East Nimar	23.1	24.6	19.2	15.4	16.7	11.9	3.0	-	-
Guna	28.1	30.4	21.9	19.8	22.0	14.1	3.4	-	-
Gwalior	17.8	21.0	16.5	11.9	14.4	10.9	2.1	-	-
Harda	24.5	25.2	21.8	17.5	18.0	15.8	2.9	-	-
Hoshangabad	21.8	24.6	17.1	14.4	16.4	10.9	2.5	-	-
Indore	19.5	24.4	18.0	14.3	17.5	13.3	2.2	-	-
Jabalpur	21.4	26.4	18.2	15.7	20.4	12.6	2.4	-	-
Jhabua	23.3	23.8	17.8	17.6	18.1	13.2	2.9	-	-
Katni	26.6	28.8	20.9	17.0	18.3	13.4	3.2	-	-
Mandla	25.0	26.0	17.3	16.6	17.2	12.1	2.9	-	-
Mandsaur	18.6	19.0	17.7	12.1	12.1	12.0	2.2	-	-
Morena	23.6	25.6	19.4	16.0	18.0	11.8	3.0	-	-
Narsimhapur	26.5	27.2	22.7	19.3	19.8	16.5	3.1	-	-
Neemuch	21.7	21.3	22.4	15.9	15.3	16.8	2.5	-	-
Panna	31.3	32.9	23.0	20.0	21.2	13.6	4.1	-	-
Raisen	26.9	28.8	20.7	19.0	20.3	15.0	3.4	-	-
Rajgarh	25.4	26.3	20.7	17.9	18.4	14.9	3.1	-	-
Ratlam	26.4	31.5	20.7	18.9	22.1	15.2	3.1	-	-
Rewa	26.1	27.2	21.0	18.1	18.9	14.5	3.4	-	-
Sagar	27.7	30.6	22.2	18.8	20.8	14.9	3.3	-	-
Satna	28.2	30.2	23.0	18.0	18.5	16.7	3.6	-	-
Sehore	26.4	26.3	26.9	19.2	18.9	20.9	3.5	-	-
Seoni	25.8	26.3	20.6	16.8	17.1	13.7	3.0	-	-
Shahdol	23.8	26.0	18.2	14.2	15.2	11.5	2.7	-	-
Shajapur	24.6	24.3	25.5	16.5	16.2	17.6	3.2	-	-
Sheopur	22.2	23.2	17.3	15.1	15.6	12.6	2.7	-	-
Shivpuri	30.7	31.3	27.3	21.2	21.9	17.5	4.0	-	-
Sidhi	25.8	26.7	20.5	18.4	18.7	16.4	3.4	-	-
Tikamgarh	25.9	27.3	20.4	18.8	19.9	14.4	3.2	-	-
Ujjain	23.6	26.7	19.5	17.5	19.6	14.6	2.8	-	-
Umaria	29.3	31.0	22.4	19.2	20.8	13.1	3.4	-	-
Vidisha	29.5	32.3	22.6	20.4	22.6	15.0	3.9	-	-
West Nimar	25.6	26.3	22.1	14.3	14.6	13.0	3.1	-	-





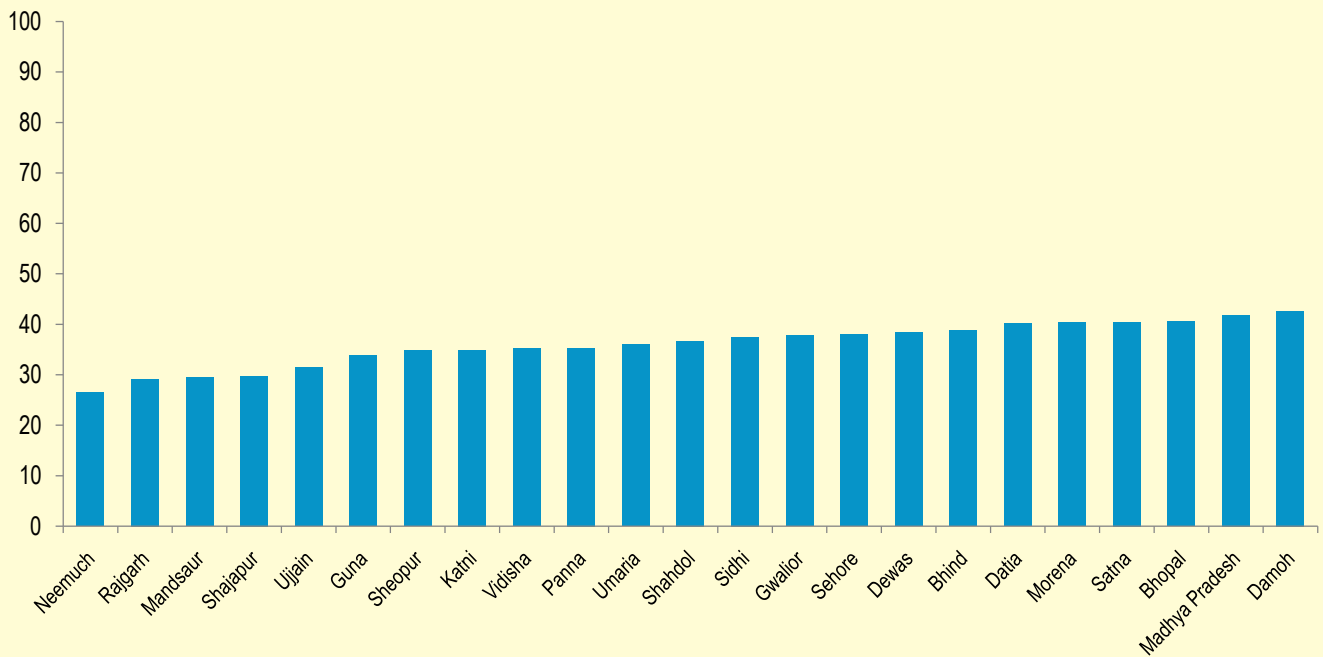


FERTILITY						
State / District	Women aged 20-24 reporting birth of order 2 & above (%)			Women reporting birth of order 3 & above (%)		
	Total	Rural	Urban	Total	Rural	Urban
1	5	6	7	8	9	10
Madhya Pradesh	47.4	49.9	39.3	33.7	36.3	26.8
Balaghat	37.9	38.5	34.0	21.3	21.9	17.2
Barwani	67.2	67.6	65.4	47.3	48.3	43.1
Betul	42.2	43.8	31.9	22.8	24.4	14.2
Bhind	46.4	48.6	41.8	33.4	35.2	29.8
Bhopal	40.2	45.2	38.7	28.5	36.8	26.4
Chhatarpur	50.2	52.7	38.9	36.2	38.2	28.0
Chhindwara	37.0	39.5	27.9	23.0	25.1	17.2
Damoh	48.7	50.8	37.5	34.9	36.4	28.8
Datia	43.0	44.4	37.8	29.5	30.6	26.4
Dewas	42.1	44.2	36.6	33.6	34.3	32.0
Dhar	54.5	58.3	40.3	41.1	42.7	34.6
Dindori	54.1	54.1	-	31.8	32.1	-
East Nimar	42.3	44.0	34.7	36.8	37.2	35.2
Guna	57.9	60.7	45.8	38.3	39.5	33.9
Gwalior	40.2	45.1	36.6	21.6	28.2	18.2
Harda	40.9	42.1	34.3	27.6	28.9	21.8
Hoshangabad	43.7	46.2	36.7	25.8	27.6	21.6
Indore	37.9	46.7	32.9	22.5	29.5	19.8
Jabalpur	40.9	44.8	36.3	21.6	26.5	17.7
Jhabua	57.2	57.7	52.4	44.3	45.7	29.8
Katni	42.7	43.6	37.5	33.3	35.7	24.9
Mandla	53.9	55.1	34.9	26.1	27.0	16.7
Mandsaur	37.1	36.7	38.2	27.2	29.0	21.5
Morena	50.2	52.0	44.6	38.9	41.8	31.1
Narsimhapur	46.7	47.1	43.7	19.1	19.2	18.0
Neemuch	34.3	35.4	32.1	29.2	31.3	25.3
Panna	53.9	54.6	47.7	47.4	48.1	42.3
Raisen	43.4	45.0	35.1	32.6	33.6	28.6
Rajgarh	51.0	51.9	42.6	39.6	39.4	41.2
Ratlam	43.8	49.3	34.2	36.2	40.2	29.9
Rewa	50.2	50.2	50.5	38.0	39.5	27.8
Sagar	49.6	51.5	43.5	35.4	37.0	30.7
Satna	53.5	54.9	48.9	40.3	42.1	34.8
Sehore	46.5	47.4	41.2	38.7	40.3	32.5
Seoni	46.0	46.9	28.3	24.9	25.4	19.8
Shahdol	46.2	46.4	45.5	31.2	33.6	22.8
Shajapur	43.1	41.1	48.4	39.3	37.2	45.2
Sheopur	48.7	49.5	42.9	37.1	38.3	29.3
Shivpuri	52.7	54.3	38.4	39.7	40.3	36.1
Sidhi	48.6	50.3	32.9	40.5	41.4	32.2
Tikamgarh	58.7	59.2	55.4	31.6	32.7	26.0
Ujjain	46.5	50.4	37.1	38.9	43.1	31.3
Umaria	46.8	48.1	35.9	35.3	37.2	23.0
Vidisha	47.3	48.1	44.5	37.3	40.3	28.9
West Nimar	50.5	51.6	43.2	39.3	41.2	28.2

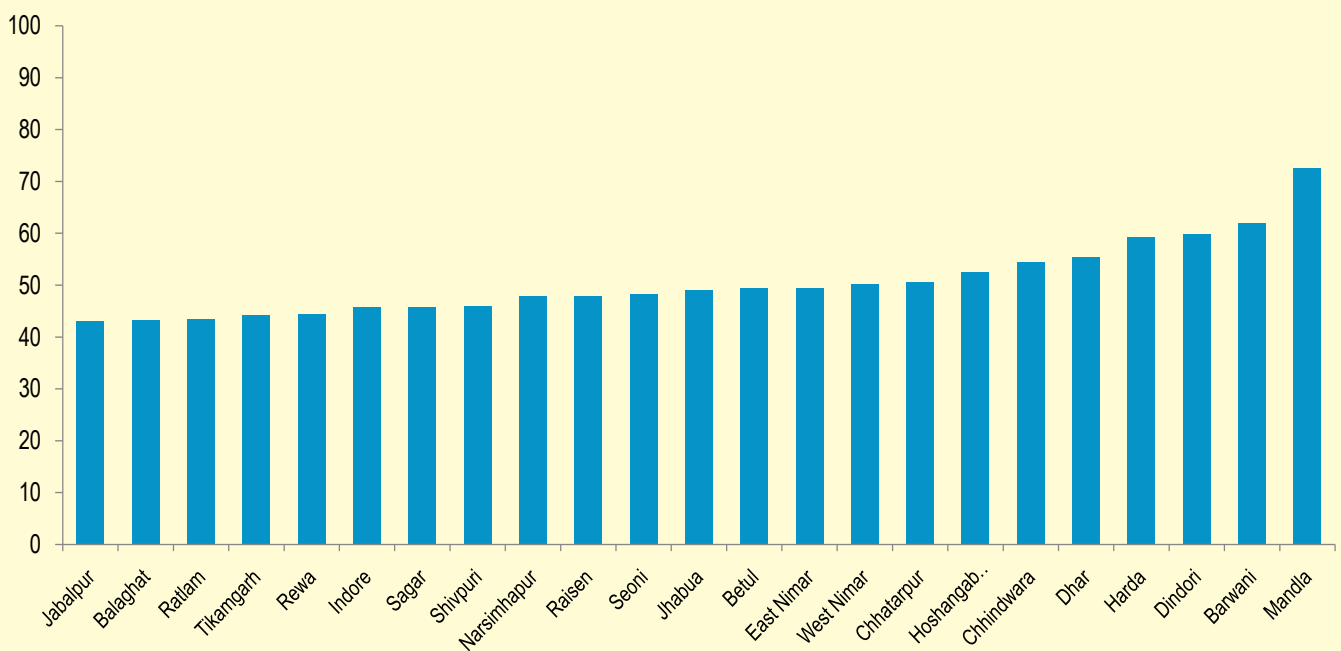
## FERTILITY

State / District	Women with two children wanting no more children (%)			Women aged 15-19 years who were already mothers or pregnant at the time of survey (%)		
	Total	Rural	Urban	Total	Rural	Urban
1	2	3	4	5	6	7
Madhya Pradesh	59.4	50.8	71.1	41.9	41.6	43.2
Balaghat	41.1	43.5	31.3	43.2	40.3	58.3
Barwani	38.4	31.9	56.5	62.0	62.7	55.6
Betul	50.1	48.3	55.5	49.4	51.3	41.7
Bhind	63.1	57.1	70.7	38.8	38.6	39.1
Bhopal	82.9	61.6	85.1	40.5	25.0	46.0
Chhatarpur	51.6	46.6	63.2	50.5	49.7	61.5
Chhindwara	49.8	52.0	42.3	54.5	53.8	57.1
Damoh	55.8	53.3	60.1	42.6	42.4	44.4
Datia	73.8	64.6	83.5	40.2	40.5	38.9
Dewas	68.4	58.0	79.2	38.4	38.1	39.7
Dhar	49.1	43.8	60.6	55.5	56.3	41.7
Dindori	41.9	40.4	-	59.9	60.4	-
East Nimar	60.9	56.4	68.6	49.4	50.8	40.9
Guna	60.2	52.6	72.3	33.8	34.9	25.9
Gwalior	79.4	63.8	83.6	37.7	44.7	31.0
Harda	41.9	35.9	78.1	59.3	57.4	70.6
Hoshangabad	46.9	44.0	51.3	52.5	54.0	45.0
Indore	83.4	63.9	85.9	45.7	39.6	50.9
Jabalpur	55.1	63.2	50.7	43.1	29.3	67.9
Jhabua	49.1	45.4	71.9	49.1	49.6	38.9
Katni	40.6	41.6	38.1	34.9	37.5	25.0
Mandla	46.4	45.7	54.6	72.6	73.3	33.3
Mandsaur	73.3	68.2	84.6	29.4	28.9	32.8
Morena	56.6	49.1	65.5	40.3	38.9	47.5
Narsimhapur	57.0	58.7	48.0	47.8	45.6	66.7
Neemuch	76.4	72.1	80.7	26.5	24.5	33.9
Panna	57.5	57.0	59.7	35.3	37.0	23.8
Raisen	58.4	55.2	70.1	48.0	45.2	71.4
Rajgarh	69.7	67.3	78.1	29.1	27.6	50.0
Ratlam	69.0	45.0	84.3	43.5	44.4	38.8
Rewa	50.6	50.4	51.4	44.5	42.5	57.1
Sagar	54.9	53.5	58.7	45.8	46.9	40.0
Satna	47.7	43.7	60.9	40.4	41.5	35.7
Sehore	68.7	65.5	75.8	38.0	36.2	66.7
Seoni	50.3	49.3	56.7	48.2	47.3	100.0
Shahdol	35.1	31.9	45.2	36.7	33.5	60.0
Shajapur	63.1	58.7	70.1	29.8	27.7	44.2
Sheopur	56.3	53.6	65.2	34.8	33.8	45.7
Shivpuri	47.6	42.6	65.1	46.1	45.9	50.0
Sidhi	38.7	35.6	61.1	37.5	37.6	33.3
Tikamgarh	52.4	48.8	63.2	44.3	43.5	51.3
Ujjain	75.1	64.2	82.2	31.5	31.3	33.3
Umaria	42.8	38.3	62.4	36.0	34.1	57.1
Vidisha	61.8	62.3	60.7	35.1	35.7	33.3
West Nimar	53.0	46.9	67.6	50.3	52.4	27.3

Madhya Pradesh: Women aged 15-19 years who were already mothers or pregnant at the time of survey (%)



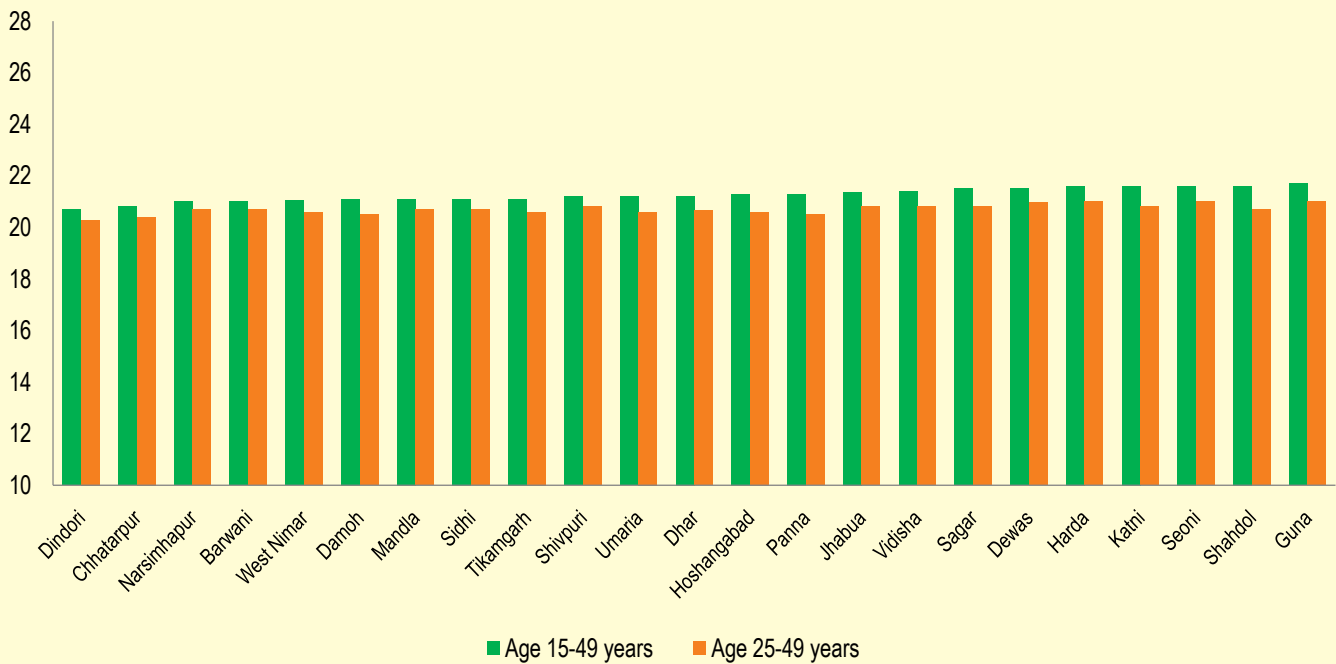
Madhya Pradesh: Women aged 15-19 years who were already mothers or pregnant at the time of survey (%)



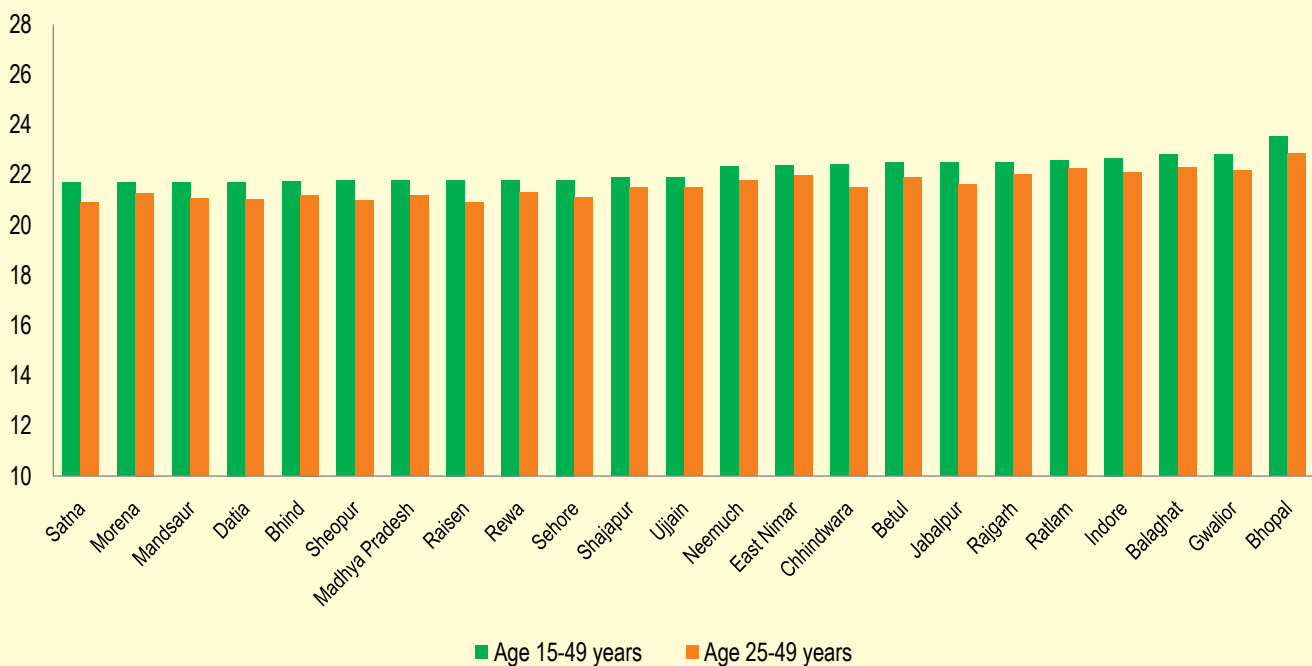
## FERTILITY

State / District	Median age at first live birth of Women aged 15-49 years			Median age at first live birth of Women aged 25-49 years			Live Births taking place after an interval of 36 months (%)		
	Total	Rural	Urban	Total	Rural	Urban	Total	Rural	Urban
1	2	3	4	5	6	7	8	9	10
Madhya Pradesh	21.8	21.3	22.9	21.2	20.8	22.2	39.7	37.8	45.7
Balaghat	22.8	22.8	22.9	22.3	22.4	22.3	35.5	35.5	35.2
Barwani	21.0	20.7	22.3	20.7	20.4	21.8	34.4	34.7	33.0
Betul	22.5	22.3	23.0	21.9	21.8	22.5	25.8	25.7	26.4
Bhind	21.7	21.4	22.3	21.2	20.9	21.6	45.4	45.1	46.1
Bhopal	23.5	21.7	23.9	22.9	21.0	23.2	49.9	40.1	53.1
Chhatarpur	20.8	20.6	21.4	20.4	20.1	20.8	34.1	32.9	39.6
Chhindwara	22.4	21.9	23.7	21.5	21.1	22.9	32.1	31.3	35.2
Damoh	21.1	20.8	22.1	20.5	20.2	21.1	37.0	36.3	40.3
Datia	21.7	21.1	23.1	21.0	20.6	22.4	42.1	39.6	48.7
Dewas	21.5	21.1	22.3	21.0	20.7	21.8	36.8	34.0	44.0
Dhar	21.2	20.9	22.5	20.7	20.4	21.9	36.5	33.6	49.3
Dindori	20.7	20.6	-	20.3	20.2	-	35.6	35.5	-
East Nimar	22.4	22.0	23.9	22.0	21.6	23.3	32.5	29.6	43.9
Guna	21.7	21.2	22.8	21.0	20.6	22.1	41.7	40.2	48.3
Gwalior	22.8	21.4	23.4	22.2	20.9	22.7	50.4	46.9	52.7
Harda	21.6	21.4	22.5	21.0	20.9	21.7	30.3	28.7	39.0
Hoshangabad	21.3	20.7	22.6	20.6	20.1	21.5	34.2	30.7	43.7
Indore	22.7	20.9	23.2	22.1	20.5	22.6	49.8	40.0	54.1
Jabalpur	22.5	20.8	23.4	21.6	19.8	22.5	36.5	31.0	41.6
Jhabua	21.4	21.3	21.8	20.8	20.8	21.0	40.9	40.4	46.3
Katni	21.6	21.2	22.4	20.8	20.7	21.3	42.2	40.7	47.6
Mandla	21.1	20.9	23.9	20.7	20.6	23.0	34.6	33.5	47.9
Mandsaur	21.7	21.5	22.3	21.1	20.9	21.6	54.9	56.1	51.2
Morena	21.7	21.3	22.5	21.3	20.9	21.8	44.6	42.7	50.0
Narsimhapur	21.0	20.9	22.1	20.7	20.7	21.3	27.0	26.1	33.3
Neemuch	22.3	21.8	23.2	21.8	21.2	22.8	49.2	49.4	48.8
Panna	21.3	21.0	22.5	20.5	20.3	21.6	39.4	38.5	45.3
Raisen	21.8	21.4	22.7	20.9	20.6	21.7	29.1	26.0	43.4
Rajgarh	22.5	22.4	22.8	22.0	21.9	22.2	44.2	44.3	42.9
Ratlam	22.6	21.6	23.6	22.2	21.3	23.2	43.0	42.5	43.9
Rewa	21.8	21.6	22.9	21.3	21.1	22.2	39.2	39.0	40.7
Sagar	21.5	21.1	22.2	20.8	20.6	21.2	36.8	34.3	44.6
Satna	21.7	21.5	22.3	20.9	20.9	21.1	38.2	38.4	37.8
Sehore	21.8	21.6	22.8	21.1	20.8	22.3	40.7	38.5	49.1
Seoni	21.6	21.4	23.7	21.0	20.9	22.9	30.0	29.2	40.9
Shahdol	21.6	20.7	23.2	20.7	20.2	22.1	43.5	44.3	40.4
Shajapur	21.9	21.9	21.9	21.5	21.5	21.5	41.0	41.3	40.5
Sheopur	21.8	21.6	22.6	21.0	20.8	21.8	41.1	41.1	41.0
Shivpuri	21.2	21.0	22.6	20.8	20.6	22.0	43.2	42.5	48.1
Sidhi	21.1	21.0	21.7	20.7	20.6	20.9	45.0	45.1	44.6
Tikamgarh	21.1	20.8	22.4	20.6	20.3	21.5	32.3	30.9	39.8
Ujjain	21.9	21.0	23.3	21.5	20.6	22.7	42.3	41.4	44.1
Umaria	21.2	21.0	22.2	20.6	20.4	21.0	46.7	46.7	46.2
Vidisha	21.4	21.2	22.0	20.8	20.6	20.9	36.8	36.3	38.4
West Nimar	21.0	20.8	22.4	20.6	20.4	21.7	40.3	39.4	46.5

Madhya Pradesh: Median age of Women at first live birth



Madhya Pradesh: Median age of Women at first live birth



## FERTILITY

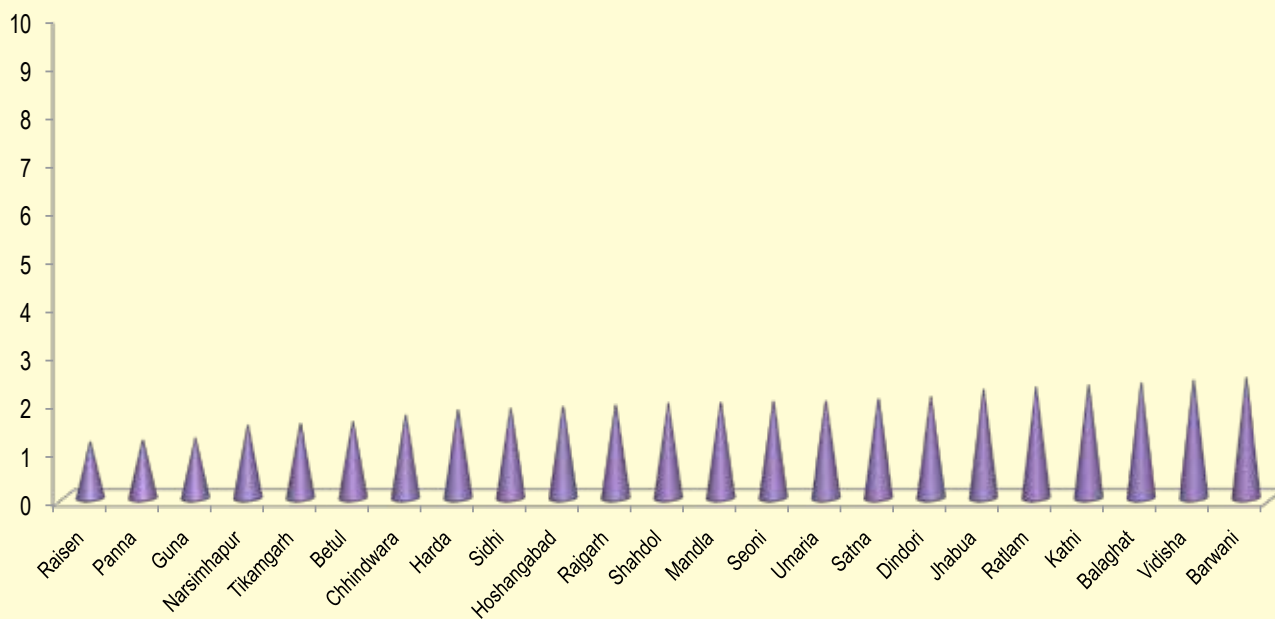
State / District	Mean number of children ever born to Women aged 15-49 years			Mean number of children surviving to Women aged 15-49 years			Mean number of children ever born to Women aged 45-49 years		
	Total	Rural	Urban	Total	Rural	Urban	Total	Rural	Urban
1	2	3	4	5	6	7	8	9	10
Madhya Pradesh	2.7	2.8	2.4	2.5	2.6	2.3	3.6	3.8	3.3
Balaghat	2.3	2.3	2.2	2.3	2.3	2.1	2.7	2.7	2.8
Barwani	3.1	3.2	2.6	2.9	3.0	2.5	4.1	4.3	3.3
Betul	2.6	2.7	2.3	2.5	2.6	2.2	3.4	3.5	3.1
Bhind	2.7	2.8	2.7	2.6	2.7	2.6	4.3	4.5	3.9
Bhopal	2.5	3.1	2.3	2.3	2.9	2.2	3.3	4.4	3.2
Chhatarpur	3.1	3.2	2.8	2.8	2.9	2.6	4.4	4.8	3.6
Chhindwara	2.3	2.4	2.0	2.3	2.4	2.0	2.5	2.6	2.4
Damoh	3.0	3.0	2.7	2.6	2.7	2.5	4.5	4.6	4.1
Datia	2.6	2.7	2.5	2.4	2.5	2.4	4.1	4.1	4.0
Dewas	2.6	2.6	2.6	2.4	2.5	2.4	3.7	3.9	3.5
Dhar	2.9	2.9	2.6	2.7	2.7	2.4	3.7	3.8	3.4
Dindori	2.3	2.3	-	2.3	2.3	-	2.4	2.4	-
East Nimar	2.8	2.9	2.6	2.6	2.7	2.5	4.1	4.2	3.7
Guna	2.8	2.9	2.7	2.6	2.6	2.5	4.2	4.4	3.9
Gwalior	2.5	2.7	2.4	2.4	2.6	2.3	3.5	4.2	3.3
Harda	2.7	2.8	2.5	2.6	2.6	2.4	3.4	3.5	3.3
Hoshangabad	2.6	2.8	2.3	2.5	2.6	2.3	3.3	3.6	2.9
Indore	2.3	2.6	2.2	2.2	2.5	2.2	3.1	3.4	3.0
Jabalpur	2.3	2.4	2.2	2.2	2.3	2.2	2.5	2.4	2.6
Jhabua	3.3	3.3	2.6	3.1	3.1	2.5	4.6	4.8	3.3
Katni	2.6	2.7	2.4	2.5	2.5	2.3	3.3	3.3	3.2
Mandla	2.3	2.3	2.1	2.2	2.2	2.1	2.3	2.3	2.5
Mandsaur	2.4	2.4	2.4	2.2	2.2	2.3	3.5	3.5	3.4
Morena	2.8	2.8	2.7	2.6	2.6	2.6	4.1	4.1	4.0
Narsimhapur	2.3	2.3	2.2	2.3	2.3	2.2	2.5	2.5	2.6
Neemuch	2.3	2.3	2.3	2.1	2.1	2.2	3.2	3.3	3.1
Panna	3.2	3.3	2.9	2.7	2.7	2.7	4.6	4.8	3.8
Raisen	2.8	2.9	2.6	2.7	2.8	2.5	3.6	3.7	3.4
Rajgarh	2.5	2.5	2.5	2.3	2.3	2.4	3.9	4.0	3.5
Ratlam	2.5	2.6	2.4	2.3	2.4	2.3	3.4	3.7	3.1
Rewa	2.9	2.9	2.7	2.7	2.7	2.6	3.8	3.9	3.3
Sagar	3.0	3.1	2.7	2.6	2.7	2.5	4.5	4.8	3.9
Satna	2.8	2.9	2.7	2.5	2.5	2.4	4.0	4.1	3.8
Sehore	3.0	3.1	2.7	2.8	2.8	2.5	4.5	4.7	3.9
Seoni	2.4	2.4	2.3	2.4	2.4	2.2	2.5	2.5	2.7
Shahdol	2.5	2.5	2.5	2.3	2.3	2.4	3.0	3.1	3.0
Shajapur	2.5	2.5	2.8	2.4	2.3	2.6	3.8	3.8	3.9
Sheopur	2.9	2.9	2.8	2.6	2.6	2.6	4.6	4.7	4.1
Shivpuri	3.1	3.1	2.9	2.8	2.8	2.7	4.6	4.8	4.0
Sidhi	2.9	2.9	2.9	2.7	2.7	2.7	3.9	4.0	2.9
Tikamgarh	2.8	2.9	2.6	2.5	2.5	2.4	4.2	4.4	3.7
Ujjain	2.5	2.6	2.4	2.3	2.4	2.2	3.5	3.9	3.1
Umaria	2.8	2.9	2.5	2.5	2.6	2.4	3.7	3.8	3.3
Vidisha	2.9	3.0	2.7	2.8	2.9	2.5	4.0	4.2	3.6
West Nimar	2.8	2.9	2.6	2.7	2.7	2.5	3.5	3.6	3.3



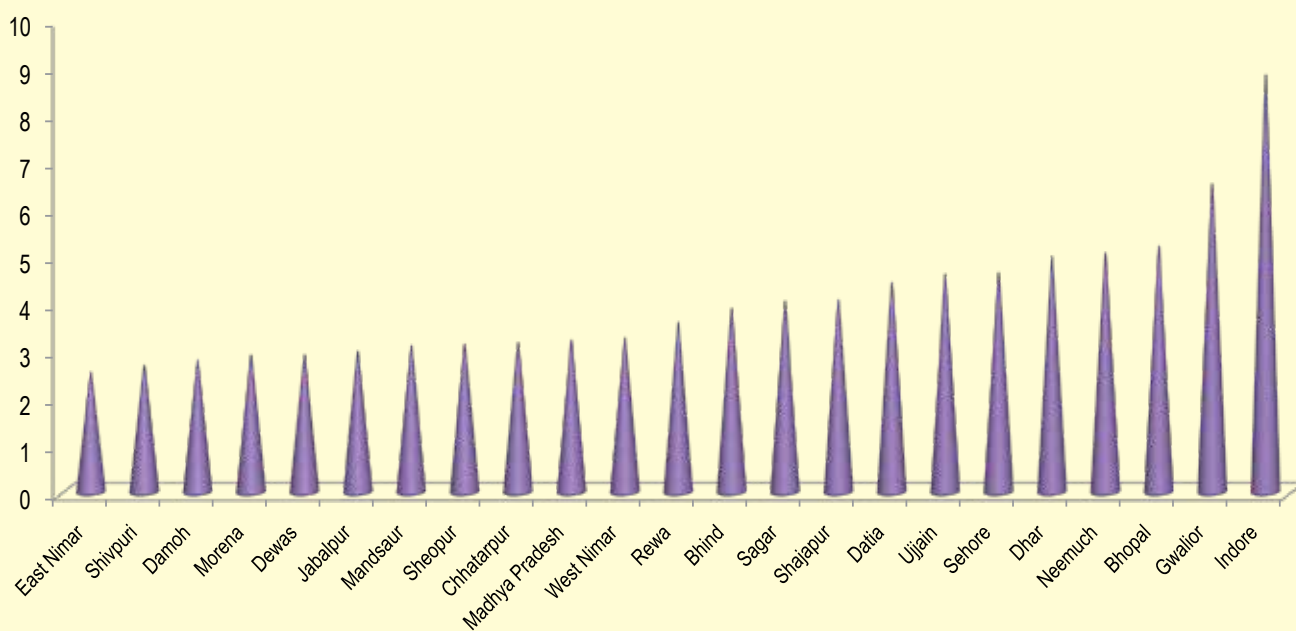
## ABORTION

State / District	Pregnancy to Women aged 15-49 years resulting in abortion (%)			Women who received any ANC before abortion (%)			Women who went for Ultrasound before abortion (%)		
	Total	Rural	Urban	Total	Rural	Urban	Total	Rural	Urban
1	2	3	4	5	6	7	8	9	10
Madhya Pradesh	3.2	2.6	4.8	52.8	51.9	54.1	31.5	25.5	40.1
Balaghat	2.4	2.1	4.2	52.7	58.7	35.0	19.1	17.1	25.0
Barwani	2.5	2.3	3.4	63.0	56.5	80.8	21.6	15.4	38.5
Betul	1.6	1.4	2.3	68.8	68.0	71.4	21.7	24.0	14.3
Bhind	3.9	3.3	4.9	85.0	81.1	90.2	33.7	23.8	46.7
Bhopal	5.2	2.9	5.7	71.4	82.9	70.1	39.1	25.6	40.7
Chhatarpur	3.1	3.0	3.6	31.4	31.4	31.3	14.2	14.7	12.5
Chhindwara	1.7	1.7	1.6	41.4	40.4	44.4	16.6	14.9	22.2
Damoh	2.8	2.7	3.1	29.9	26.2	43.8	8.1	3.6	25.0
Datia	4.4	1.1	12.5	66.4	74.4	64.6	65.1	74.4	63.1
Dewas	2.9	3.0	2.6	43.9	46.4	37.5	21.8	18.1	31.3
Dhar	5.0	4.9	5.3	75.1	84.1	42.9	60.9	61.9	57.1
Dindori	2.1	2.1	-	27.4	28.3	-	2.3	2.4	-
East Nimar	2.5	2.6	2.4	57.3	60.7	44.4	35.5	36.0	33.3
Guna	1.2	1.0	2.3	54.7	52.5	58.3	27.4	23.8	33.3
Gwalior	6.5	9.2	5.0	27.1	24.4	29.8	51.0	30.8	71.3
Harda	1.8	1.5	3.2	48.2	39.9	65.2	20.5	13.5	34.8
Hoshangabad	1.9	1.8	2.1	59.1	55.8	65.4	16.1	14.5	19.2
Indore	8.8	3.9	10.5	50.0	68.1	47.6	46.9	55.8	45.8
Jabalpur	3.0	2.5	3.3	44.4	32.9	51.4	13.1	8.7	15.7
Jhabua	2.2	1.8	7.0	63.2	61.8	66.7	35.7	21.0	72.2
Katni	2.3	2.0	3.6	47.6	46.4	50.0	4.9	2.2	10.0
Mandla	2.0	1.7	4.4	31.5	26.9	50.0	16.7	14.6	25.0
Mandsaur	3.1	2.3	5.3	43.1	46.1	39.0	48.7	55.9	39.0
Morena	2.9	2.1	4.9	73.7	79.9	66.7	66.9	69.8	63.6
Narsimhapur	1.5	1.4	2.3	44.2	38.9	62.5	6.4	4.6	12.5
Neemuch	5.0	4.3	6.3	56.3	62.1	49.4	30.8	32.3	28.9
Panna	1.2	1.3	0.4	15.6	16.2	0.0	0.0	0.0	0.0
Raisen	1.2	1.1	1.5	34.9	33.3	40.0	27.3	29.6	20.0
Rajgarh	1.9	1.8	2.9	49.9	46.5	63.6	21.5	22.3	18.2
Ratlam	2.3	1.9	2.8	51.2	36.2	67.6	36.2	19.7	54.1
Rewa	3.6	3.4	5.0	42.0	38.6	57.1	0.9	1.2	0.0
Sagar	4.0	4.1	3.7	37.7	25.6	76.9	8.5	7.5	11.5
Satna	2.0	2.2	1.7	31.8	30.1	38.5	4.4	3.6	7.7
Sehore	4.6	3.5	8.8	62.7	72.4	48.8	32.4	32.9	31.7
Seoni	2.0	1.8	3.9	62.7	55.2	100.0	11.2	11.0	12.5
Shahdol	2.0	1.6	3.0	26.2	20.7	36.4	6.5	0.0	18.2
Shajapur	4.0	4.5	2.8	54.6	57.1	43.5	34.9	38.9	17.4
Sheopur	3.1	2.3	7.9	67.3	64.0	73.0	16.2	14.6	18.9
Shivpuri	2.7	2.4	4.3	61.9	63.8	55.0	22.5	21.9	25.0
Sidhi	1.8	1.8	2.4	43.2	37.6	80.0	3.3	3.8	0.0
Tikamgarh	1.5	1.5	1.7	24.0	16.6	57.1	4.3	2.1	14.3
Ujjain	4.6	5.7	2.5	72.1	66.7	95.2	58.5	50.0	95.2
Umariya	2.0	1.9	2.5	33.7	35.9	23.1	13.1	14.2	7.7
Vidisha	2.4	2.2	3.1	42.3	40.9	45.0	9.1	11.2	5.0
West Nimar	3.2	2.6	6.7	71.8	83.1	46.9	32.8	35.6	26.6

Madhya Pradesh: Pregnancy to Women aged 15-49 years resulting in abortion (%)



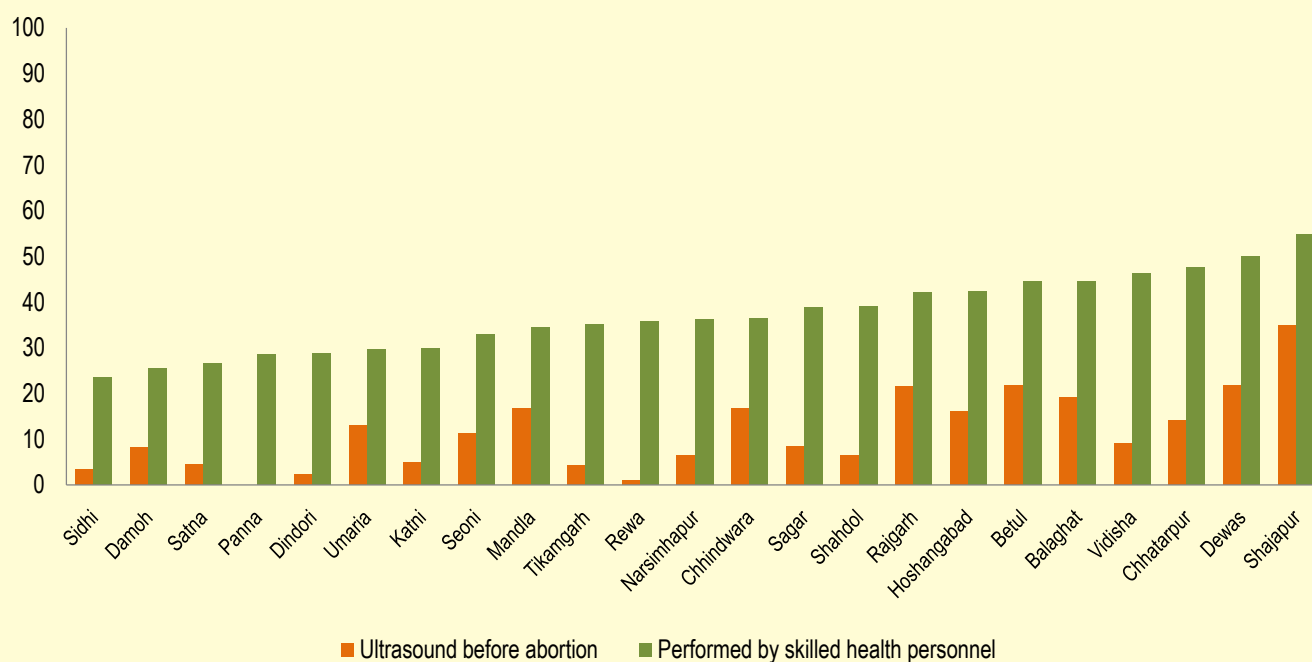
Madhya Pradesh: Pregnancy to Women aged 15-49 years resulting in abortion (%)



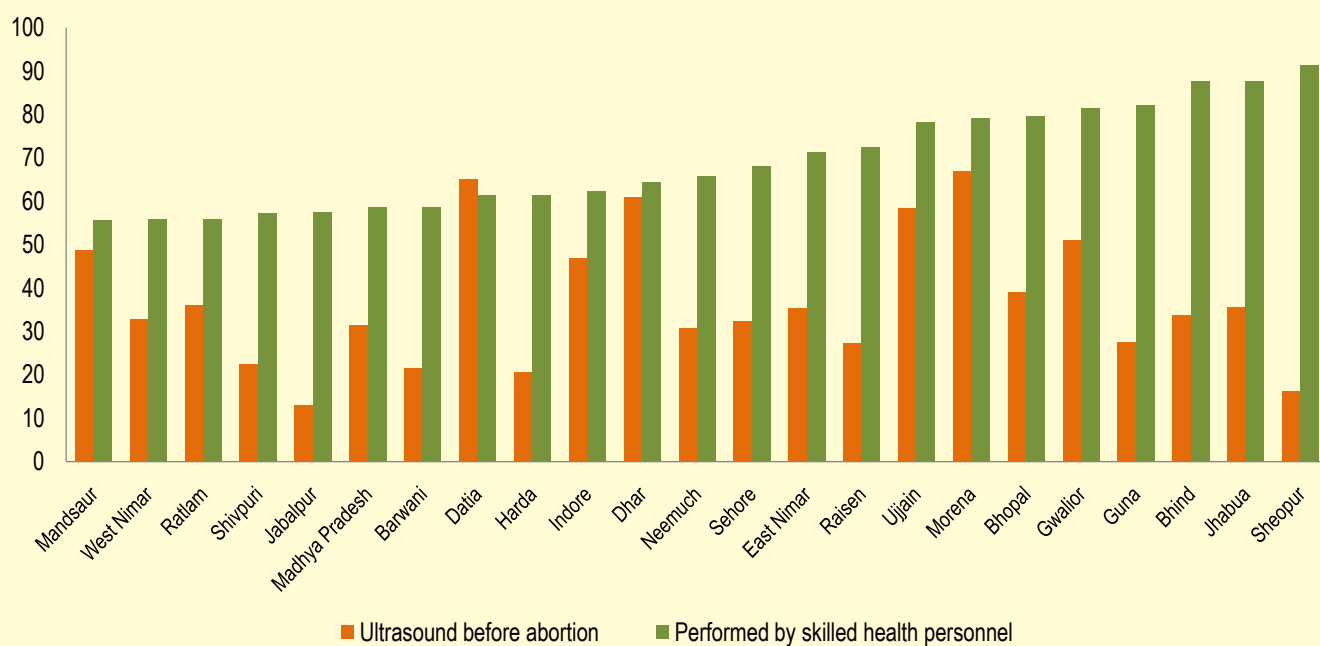
## ABORTION

State / District	Average Month of pregnancy at the time of abortion			Abortion performed by skilled health personnel (%)			Abortion taking place in Institution (%)		
	Total	Rural	Urban	Total	Rural	Urban	Total	Rural	Urban
1	2	3	4	5	6	7	8	9	10
Madhya Pradesh	3.4	3.4	3.3	58.6	54.2	64.9	56.6	52.4	62.7
Balaghat	3.3	3.3	3.0	44.5	40.9	55.0	43.2	39.2	55.0
Barwani	3.1	3.0	3.2	58.7	56.2	65.4	59.1	56.8	65.4
Betul	3.3	3.5	2.7	44.5	40.6	57.1	37.9	32.0	57.1
Bhind	3.6	3.6	3.6	87.8	85.9	90.2	86.6	83.1	91.3
Bhopal	3.4	3.6	3.4	79.7	94.3	78.0	76.6	88.5	75.1
Chhatarpur	3.2	3.2	2.9	47.6	45.1	56.3	35.8	33.5	43.8
Chhindwara	3.6	3.5	4.0	36.5	34.1	44.4	39.2	34.1	55.6
Damoh	3.5	3.6	3.1	25.4	23.8	31.3	22.3	13.1	56.3
Datia	3.6	3.2	3.7	61.5	68.4	60.0	62.8	68.4	61.5
Dewas	3.3	3.3	3.5	50.0	47.6	56.3	45.1	42.0	53.1
Dhar	3.6	3.7	3.3	64.4	61.5	75.0	54.6	57.9	42.9
Dindori	3.2	3.2	-	28.7	29.8	-	18.5	19.2	-
East Nimar	3.9	4.0	3.2	71.4	78.8	44.4	70.3	78.8	38.9
Guna	3.5	3.6	3.4	82.2	76.2	91.7	82.2	76.2	91.7
Gwalior	3.5	3.6	3.4	81.6	76.0	87.2	80.7	75.2	86.2
Harda	3.4	3.5	3.0	61.5	61.8	60.9	56.7	58.9	52.2
Hoshangabad	3.1	3.3	2.7	42.4	38.5	50.0	42.7	36.9	53.8
Indore	3.5	3.8	3.4	62.4	52.5	63.7	61.2	50.6	62.6
Jabalpur	2.6	2.7	2.5	57.4	36.9	70.0	49.7	28.2	62.9
Jhabua	3.9	4.0	3.4	87.8	87.4	88.9	89.0	89.1	88.9
Katni	3.4	3.5	3.2	29.9	27.1	35.0	27.0	22.7	35.0
Mandla	3.2	3.3	2.6	34.5	32.1	43.8	25.0	18.7	50.0
Mandsaur	3.7	3.7	3.8	55.6	69.7	36.6	57.0	68.5	41.5
Morena	3.6	3.7	3.5	79.1	95.6	60.6	74.6	87.1	60.6
Narsimhapur	3.4	3.2	3.9	36.2	32.1	50.0	32.6	27.5	50.0
Neemuch	3.4	3.4	3.5	65.9	68.6	62.7	65.1	67.1	62.7
Panna	3.3	3.4	3.0	28.5	29.6	0.0	22.4	23.3	0.0
Raisen	3.8	4.1	2.8	72.6	76.5	60.0	52.7	63.0	20.0
Rajgarh	3.5	3.5	3.4	42.1	41.2	45.5	39.3	37.8	45.5
Ratlam	3.3	3.1	3.6	55.9	47.7	64.9	52.9	44.4	62.2
Rewa	3.1	3.0	3.4	35.7	34.1	42.9	33.5	33.0	35.7
Sagar	3.2	3.3	3.0	39.0	31.9	61.5	42.4	32.9	73.1
Satna	3.1	3.1	2.9	26.6	21.7	46.2	29.2	28.9	30.8
Sehore	3.2	3.4	2.9	68.1	79.9	51.2	63.8	72.5	51.2
Seoni	3.6	3.6	3.6	33.0	29.6	50.0	31.9	33.2	25.0
Shahdol	3.4	3.7	2.8	39.0	40.4	36.4	41.1	43.8	36.4
Shajapur	3.4	3.4	3.1	54.8	58.3	39.1	56.9	61.8	34.8
Sheopur	2.3	2.3	2.2	91.5	94.4	86.5	92.6	97.8	83.8
Shivpuri	3.5	3.5	3.5	57.3	60.7	45.0	56.7	61.3	40.0
Sidhi	3.9	3.9	3.8	23.5	21.0	40.0	33.4	32.4	40.0
Tikamgarh	3.3	3.4	2.9	35.0	26.9	71.4	29.6	23.4	57.1
Ujjain	3.4	3.4	3.3	78.3	74.3	95.2	78.3	74.3	95.2
Umaria	3.2	3.2	3.2	29.7	27.9	38.5	33.0	28.7	53.8
Vidisha	3.3	3.4	3.1	46.3	39.3	60.0	38.1	32.2	50.0
West Nimar	3.4	3.4	3.4	55.8	59.8	46.9	58.1	63.8	45.3

Madhya Pradesh: Abortion where ultrasound was performed/ Abortion performed by skilled health personnel (%)



Madhya Pradesh: Abortion where ultrasound was performed/ Abortion performed by skilled health personnel (%)



## FAMILY PLANNING PRACTICES (CMW AGED 15-49 YEARS)

State / District	Current Usage								
	Any Method (%)			Any Modern Method (%)			Female Sterilization (%)		
	Total	Rural	Urban	Total	Rural	Urban	Total	Rural	Urban
1	2	3	4	5	6	7	8	9	10
Madhya Pradesh	63.2	63.3	63.0	59.4	59.4	59.4	48.7	51.9	41.9
Balaghat	70.8	69.2	79.1	69.5	67.9	78.0	49.2	48.6	52.1
Barwani	61.4	61.2	62.0	57.9	58.3	56.4	51.9	54.3	41.7
Betul	76.9	75.9	81.1	71.8	71.1	74.8	61.7	64.3	51.0
Bhind	60.6	61.1	59.8	53.2	52.9	53.9	44.1	46.0	40.9
Bhopal	62.9	65.6	62.4	60.0	60.4	59.9	34.9	46.2	33.0
Chhatarpur	62.5	68.5	44.8	55.4	60.9	39.0	46.5	49.6	37.6
Chhindwara	68.9	68.8	69.3	67.8	67.8	67.9	56.1	53.6	62.5
Damoh	84.5	87.2	74.8	72.8	76.4	59.7	61.9	66.3	45.9
Datia	65.5	67.2	61.5	59.9	61.9	55.4	54.1	59.1	42.6
Dewas	63.4	62.7	64.8	62.2	61.6	63.4	53.1	56.0	47.3
Dhar	64.5	62.6	72.0	61.7	60.5	66.5	56.6	57.0	54.6
Dindori	59.6	59.4	-	59.0	58.8	-	56.6	56.4	-
East Nimar	67.2	69.0	62.0	65.0	66.4	60.8	56.3	60.3	44.6
Guna	60.7	60.1	62.5	55.7	54.2	59.7	44.3	47.0	36.7
Gwalior	61.1	64.6	59.7	56.3	58.7	55.3	39.6	50.7	35.0
Harda	65.6	62.3	79.3	65.0	61.6	78.9	54.2	53.8	55.4
Hoshangabad	60.0	57.9	64.0	59.6	57.9	62.7	49.8	50.8	47.9
Indore	66.3	72.1	64.6	64.6	71.0	62.7	45.9	62.7	40.7
Jabalpur	65.6	68.7	63.5	60.6	62.6	59.4	50.2	56.6	45.9
Jhabua	52.0	50.8	62.3	51.3	50.1	61.3	46.8	46.8	46.9
Katni	68.3	67.3	70.8	54.8	53.7	57.6	48.7	48.2	49.8
Mandla	62.4	62.0	65.8	61.5	61.1	65.2	54.7	53.6	64.1
Mandsaur	61.1	60.7	62.5	58.3	57.8	59.8	46.6	48.8	39.5
Morena	51.9	51.3	53.2	47.1	48.5	43.9	38.2	44.4	24.3
Narsimhapur	75.1	77.5	61.8	73.6	75.9	61.1	62.1	63.2	56.3
Neemuch	62.6	60.8	66.3	58.8	56.9	62.7	45.9	49.2	39.3
Panna	61.9	62.0	61.8	56.3	57.3	51.2	49.9	52.8	33.9
Raisen	47.0	45.3	52.3	41.9	39.9	48.0	41.7	39.7	47.6
Rajgarh	62.9	62.1	67.3	59.8	58.7	65.6	44.0	44.8	39.8
Ratlam	60.8	62.5	58.9	56.5	57.4	55.5	42.2	50.9	32.1
Rewa	52.3	52.1	53.2	47.4	47.6	46.4	42.2	43.6	34.6
Sagar	63.5	64.2	62.1	51.2	48.5	56.6	43.3	41.4	47.2
Satna	58.8	56.9	63.7	52.8	50.6	58.3	46.3	43.8	52.5
Sehore	60.6	59.9	63.4	58.6	58.0	61.4	41.7	44.3	31.1
Seoni	72.0	73.1	62.4	70.3	71.2	62.2	65.3	66.5	54.9
Shahdol	56.8	53.8	65.3	55.1	52.2	63.5	47.4	45.8	52.3
Shajapur	65.9	66.6	63.8	64.5	65.5	61.4	48.4	53.2	33.5
Sheopur	55.9	55.8	56.3	52.2	52.2	52.3	49.2	50.2	44.0
Shivpuri	60.7	60.8	60.4	58.0	57.8	59.1	52.3	53.7	44.6
Sidhi	51.0	50.0	57.3	50.1	48.9	57.2	36.4	36.2	37.6
Tikamgarh	67.3	70.1	56.0	62.9	65.8	50.8	57.2	60.0	45.8
Ujjain	66.1	67.4	64.3	63.0	63.7	62.0	48.8	55.6	38.3
Umaria	61.8	61.1	64.6	57.7	56.9	61.1	50.6	49.6	54.8
Vidisha	61.5	62.1	60.2	57.8	57.6	58.3	49.8	51.2	46.4
West Nimar	68.0	68.4	66.1	66.5	66.9	64.3	59.5	62.5	44.3

## FAMILY PLANNING PRACTICES (CMW AGED 15-49 YEARS)

State / District	Current Usage								
	Male Sterilization (%)			Copper-T/IUD (%)			Pills (%)		
	Total	Rural	Urban	Total	Rural	Urban	Total	Rural	Urban
1	2	3	4	5	6	7	8	9	10
Madhya Pradesh	1.2	1.3	1.0	0.4	0.3	0.6	1.4	1.1	2.0
Balaghat	13.5	16.0	0.6	0.2	0.2	0.3	0.5	0.5	0.5
Barwani	0.7	0.6	1.4	0.5	0.4	1.0	1.9	1.3	4.4
Betul	0.2	0.2	0.2	0.4	0.5	0.1	1.0	0.9	1.8
Bhind	0.2	0.2	0.2	0.1	0.1	0.2	0.7	0.5	1.1
Bhopal	0.7	0.3	0.7	0.9	0.2	1.0	2.8	1.6	3.1
Chhatarpur	0.3	0.4	0.1	0.4	0.5	0.0	2.5	3.2	0.6
Chhindwara	2.2	1.7	3.8	0.1	0.2	0.1	0.7	0.7	1.0
Damoh	1.7	1.9	1.0	0.4	0.3	0.5	1.4	1.6	0.6
Datia	0.4	0.3	0.5	0.1	0.0	0.3	0.6	0.2	1.5
Dewas	0.6	0.7	0.4	0.2	0.2	0.2	1.4	1.2	1.9
Dhar	0.6	0.6	0.5	0.3	0.2	0.8	1.0	0.9	1.4
Dindori	0.3	0.3	-	0.1	0.1	-	0.7	0.7	-
East Nimar	0.7	0.6	0.8	0.2	0.2	0.4	0.8	0.8	1.0
Guna	0.6	0.5	1.0	0.2	0.2	0.2	1.7	1.4	2.4
Gwalior	0.4	0.2	0.5	0.5	0.2	0.6	1.8	0.9	2.1
Harda	3.1	0.7	12.6	0.2	0.1	0.5	3.2	3.2	3.3
Hoshangabad	3.3	5.0	0.3	0.1	0.0	0.2	1.1	0.2	2.8
Indore	0.6	0.4	0.7	0.5	0.1	0.6	1.9	1.2	2.1
Jabalpur	0.5	0.4	0.5	0.1	0.2	0.1	0.8	1.9	0.1
Jhabua	0.7	0.7	0.9	0.3	0.2	0.9	0.5	0.4	0.9
Katni	0.4	0.4	0.4	0.3	0.3	0.4	1.4	1.3	1.6
Mandla	0.3	0.3	0.4	0.2	0.2	0.1	0.9	1.0	0.5
Mandsaur	1.3	1.4	1.0	0.3	0.3	0.5	1.0	0.8	1.6
Morena	0.8	0.6	1.3	0.6	0.1	1.7	1.3	0.7	2.6
Narsimhapur	0.7	0.6	1.4	0.1	0.1	0.1	0.2	0.1	0.2
Neemuch	1.2	1.2	1.1	0.1	0.1	0.2	0.7	0.6	0.9
Panna	0.2	0.2	0.2	0.4	0.2	1.4	1.9	0.7	8.6
Raisen	0.0	0.0	0.0	0.0	0.0	0.0	0.0	0.0	0.0
Rajgarh	0.5	0.6	0.2	0.2	0.2	0.2	2.2	2.1	2.9
Ratlam	1.7	1.1	2.5	0.6	0.3	0.9	1.3	0.8	1.9
Rewa	1.5	1.4	1.7	0.2	0.0	0.9	0.7	0.6	1.0
Sagar	2.7	2.7	2.6	1.4	0.9	2.4	2.0	1.1	3.7
Satna	1.6	1.2	2.7	0.7	1.0	0.1	1.0	0.5	2.1
Sehore	1.2	1.2	1.1	0.7	0.6	1.0	3.6	3.3	4.7
Seoni	0.9	1.0	0.0	0.0	0.0	0.4	0.7	0.6	1.5
Shahdol	2.7	2.7	2.6	0.3	0.2	0.7	0.8	0.5	1.4
Shajapur	1.4	1.7	0.5	0.2	0.1	0.5	1.7	1.1	3.8
Sheopur	0.7	0.8	0.1	0.1	0.1	0.1	0.5	0.4	1.1
Shivpuri	0.4	0.3	0.5	0.2	0.1	0.4	1.6	1.4	2.8
Sidhi	0.9	0.9	1.0	0.1	0.1	0.2	2.6	2.8	1.2
Tikamgarh	0.4	0.4	0.4	0.7	0.8	0.1	1.2	1.1	1.3
Ujjain	0.5	0.4	0.7	0.5	0.2	0.9	2.2	1.4	3.4
Umaria	1.0	0.9	1.5	0.2	0.3	0.1	0.7	0.8	0.3
Vidisha	0.5	0.6	0.2	0.0	0.0	0.1	1.3	0.5	3.3
West Nimar	0.5	0.4	1.3	0.6	0.4	1.6	1.4	1.0	3.7

## FAMILY PLANNING PRACTICES (CMW AGED 15-49 YEARS)

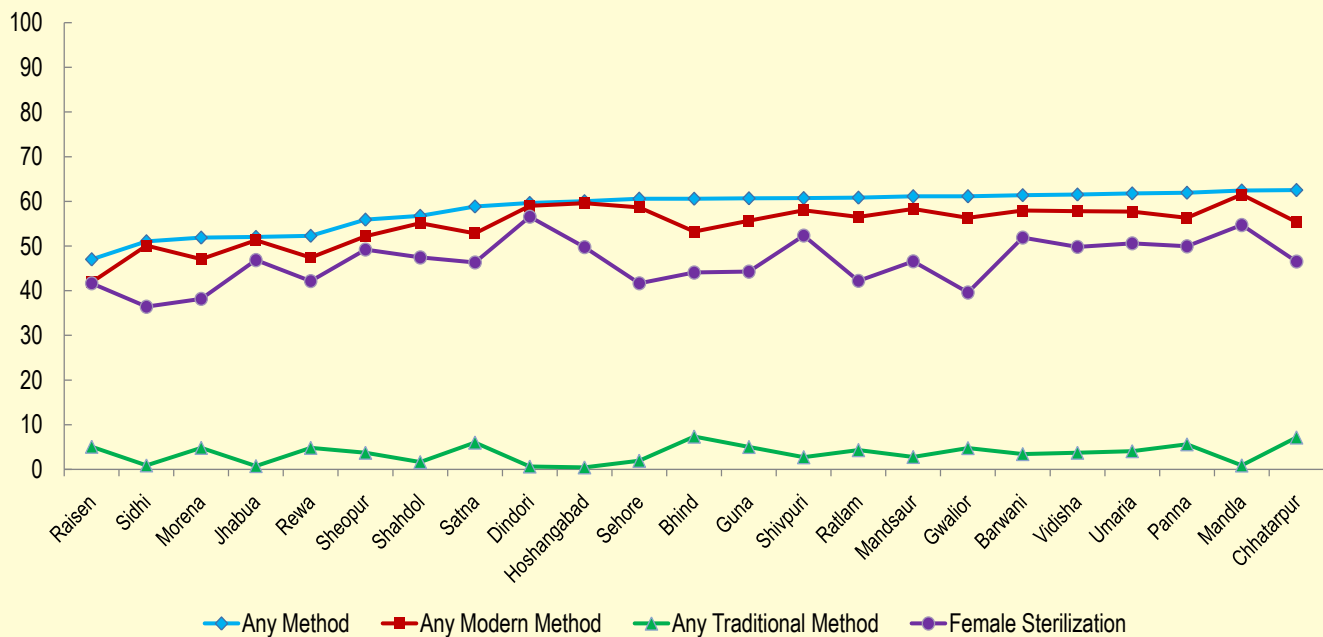
State / District	Current Usage								
	Condom/Nirodh (%)			Emergency Contraceptive Pills (%)			Any Traditional Method (%)		
	Total	Rural	Urban	Total	Rural	Urban	Total	Rural	Urban
1	2	3	4	5	6	7	8	9	10
Madhya Pradesh	7.5	4.6	13.7	0.1	0.1	0.1	3.8	3.9	3.6
Balaghat	6.1	2.6	24.4	0.0	0.0	0.0	1.2	1.2	1.1
Barwani	2.7	1.5	7.5	0.2	0.2	0.4	3.5	2.9	5.6
Betul	8.3	5.1	21.7	0.0	0.0	0.0	5.1	4.8	6.3
Bhind	8.0	5.9	11.4	0.0	0.0	0.1	7.4	8.2	5.9
Bhopal	20.4	12.1	21.8	0.1	0.0	0.1	2.9	5.2	2.5
Chhatarpur	5.4	6.9	0.8	0.2	0.2	0.0	7.1	7.6	5.9
Chhindwara	8.5	11.6	0.2	0.0	0.0	0.1	1.1	1.0	1.4
Damoh	5.6	3.9	11.4	0.1	0.0	0.1	11.7	10.8	15.2
Datia	4.7	2.3	10.4	0.0	0.0	0.1	5.6	5.3	6.1
Dewas	6.9	3.5	13.4	0.0	0.0	0.1	1.2	1.1	1.4
Dhar	2.9	1.8	7.8	0.3	0.1	1.3	2.7	2.1	5.5
Dindori	0.5	0.6	-	0.8	0.8	-	0.7	0.6	-
East Nimar	6.8	4.4	13.9	0.1	0.1	0.0	2.3	2.6	1.2
Guna	8.8	5.1	19.1	0.1	0.0	0.3	5.0	5.9	2.7
Gwalior	13.9	6.7	16.9	0.1	0.1	0.1	4.8	5.9	4.3
Harda	4.3	3.6	7.0	0.0	0.1	0.0	0.6	0.7	0.4
Hoshangabad	5.2	1.9	11.3	0.0	0.0	0.1	0.5	0.0	1.3
Indore	15.7	6.4	18.5	0.1	0.1	0.0	1.7	1.1	1.9
Jabalpur	8.9	3.0	12.8	0.2	0.3	0.0	4.9	6.1	4.1
Jhabua	2.8	1.8	11.2	0.1	0.1	0.5	0.8	0.7	1.0
Katni	3.8	3.4	5.1	0.1	0.1	0.2	13.5	13.5	13.3
Mandla	5.3	5.9	0.1	0.1	0.1	0.0	0.9	0.9	0.5
Mandsaur	9.1	6.6	17.0	0.0	0.0	0.1	2.8	2.9	2.6
Morena	6.0	2.7	13.5	0.1	0.1	0.3	4.8	2.9	9.3
Narsimhapur	10.2	11.6	2.2	0.4	0.3	0.7	1.5	1.6	0.7
Neemuch	10.7	5.5	21.1	0.0	0.0	0.0	3.8	3.9	3.6
Panna	3.7	3.2	6.9	0.1	0.1	0.2	5.6	4.7	10.6
Raisen	0.2	0.2	0.4	0.0	0.0	0.0	5.1	5.4	4.3
Rajgarh	12.5	10.7	22.4	0.3	0.3	0.2	3.1	3.3	1.7
Ratlam	10.6	4.3	18.0	0.1	0.0	0.1	4.3	5.1	3.4
Rewa	2.7	1.7	7.6	0.2	0.1	0.7	4.9	4.5	6.8
Sagar	1.6	2.1	0.6	0.1	0.2	0.0	12.3	15.7	5.5
Satna	2.3	2.9	0.9	0.0	0.0	0.0	6.0	6.2	5.5
Sehore	11.2	8.2	23.5	0.2	0.2	0.0	1.9	1.9	1.9
Seoni	3.2	2.9	5.5	0.1	0.1	0.0	1.7	1.9	0.1
Shahdol	3.6	2.9	5.9	0.1	0.1	0.2	1.6	1.6	1.7
Shajapur	12.7	9.4	23.0	0.0	0.0	0.1	1.4	1.1	2.3
Sheopur	1.7	0.7	6.8	0.0	0.0	0.1	3.7	3.7	4.0
Shivpuri	3.4	2.2	10.7	0.0	0.0	0.1	2.7	3.0	1.3
Sidhi	9.9	8.8	16.9	0.1	0.1	0.0	0.9	1.0	0.1
Tikamgarh	3.1	3.1	2.9	0.1	0.0	0.2	4.4	4.3	5.2
Ujjain	11.0	6.1	18.5	0.0	0.0	0.0	3.1	3.7	2.3
Umaria	4.9	5.2	4.1	0.1	0.1	0.2	4.1	4.3	3.4
Vidisha	6.1	5.2	8.4	0.0	0.0	0.1	3.7	4.5	1.9
West Nimar	4.1	2.5	11.9	0.4	0.2	1.4	1.5	1.5	1.8



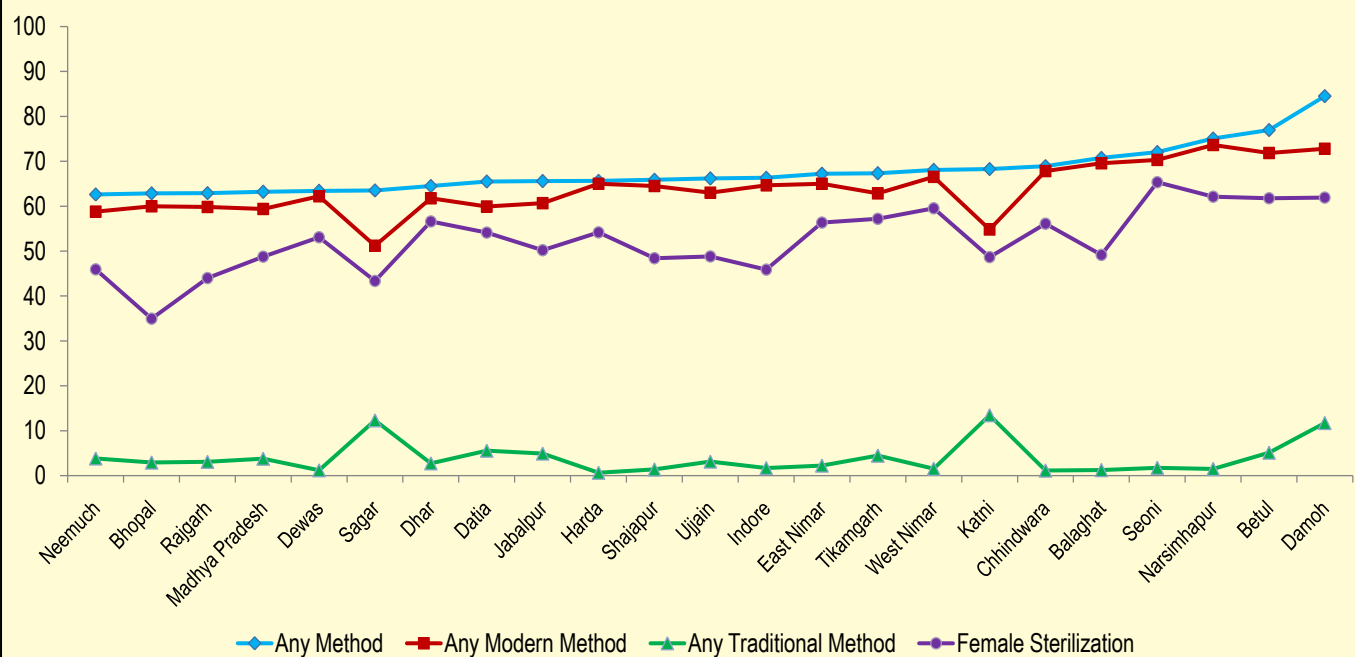
## FAMILY PLANNING PRACTICES (CMW AGED 15-49 YEARS)

State / District	Current Usage								
	Periodic Abstinence (%)			Withdrawal (%)			LAM (%)		
	Total	Rural	Urban	Total	Rural	Urban	Total	Rural	Urban
1	2	3	4	5	6	7	8	9	10
Madhya Pradesh	2.0	2.0	2.0	0.3	0.3	0.3	1.1	1.1	0.9
Balaghat	0.7	0.7	0.7	0.0	0.0	0.0	0.5	0.5	0.3
Barwani	3.3	2.8	5.4	0.0	0.0	0.0	0.0	0.1	0.0
Betul	1.5	1.8	0.2	0.4	0.4	0.0	0.3	0.3	0.0
Bhind	3.9	4.4	3.0	0.1	0.1	0.1	3.3	3.7	2.7
Bhopal	1.6	1.6	1.6	0.2	0.3	0.2	0.9	3.2	0.5
Chhatarpur	6.0	6.6	4.2	0.1	0.1	0.0	0.9	0.6	1.5
Chhindwara	0.1	0.1	0.2	0.0	0.0	0.0	0.3	0.2	0.4
Damoh	4.6	5.2	2.4	2.7	2.0	5.2	3.2	2.5	5.5
Datia	3.3	2.8	4.5	0.1	0.1	0.2	2.0	2.4	1.1
Dewas	0.1	0.1	0.2	0.2	0.1	0.4	0.8	0.9	0.7
Dhar	2.6	1.9	5.2	0.0	0.0	0.1	0.0	0.0	0.1
Dindori	0.3	0.2	-	0.0	0.0	-	0.1	0.1	-
East Nimar	0.2	0.2	0.1	0.2	0.1	0.4	1.8	2.2	0.6
Guna	0.2	0.3	0.1	0.2	0.1	0.2	4.6	5.4	2.4
Gwalior	2.9	4.0	2.4	0.2	0.2	0.2	1.6	1.6	1.6
Harda	0.1	0.1	0.2	0.0	0.0	0.1	0.1	0.1	0.0
Hoshangabad	0.2	0.0	0.6	0.0	0.0	0.0	0.0	0.0	0.0
Indore	0.9	0.2	1.1	0.2	0.2	0.2	0.6	0.7	0.5
Jabalpur	4.5	6.1	3.4	0.0	0.0	0.0	0.4	0.0	0.6
Jhabua	0.4	0.4	0.6	0.1	0.1	0.0	0.1	0.1	0.2
Katni	5.3	5.1	5.9	0.0	0.0	0.0	0.8	0.7	1.2
Mandla	0.2	0.2	0.5	0.0	0.0	0.0	0.2	0.2	0.0
Mandsaur	1.4	1.5	1.0	0.2	0.3	0.1	1.1	1.0	1.5
Morena	3.5	1.9	7.1	0.3	0.2	0.6	0.8	0.7	1.2
Narsimhapur	1.0	1.1	0.4	0.2	0.2	0.0	0.3	0.4	0.0
Neemuch	2.4	2.8	1.6	0.3	0.3	0.3	1.0	0.8	1.5
Panna	4.3	3.3	10.0	0.1	0.1	0.1	0.9	1.1	0.1
Raisen	5.0	5.3	4.1	0.0	0.0	0.0	0.0	0.0	0.1
Rajgarh	0.4	0.4	0.5	1.6	1.8	0.1	0.8	0.8	1.1
Ratlam	3.3	4.0	2.5	0.2	0.1	0.4	0.7	1.0	0.4
Rewa	3.6	3.0	6.5	0.2	0.2	0.1	0.9	1.1	0.0
Sagar	8.5	10.9	3.6	0.2	0.2	0.2	3.4	4.3	1.5
Satna	2.5	2.2	3.0	1.1	1.6	0.0	1.7	1.6	2.1
Sehore	0.6	0.6	0.5	0.5	0.4	0.9	0.6	0.7	0.0
Seoni	1.4	1.6	0.0	0.0	0.0	0.0	0.2	0.2	0.1
Shahdol	0.9	1.1	0.6	0.3	0.1	1.0	0.2	0.2	0.0
Shajapur	0.2	0.2	0.1	0.4	0.4	0.3	0.6	0.4	1.3
Sheopur	0.4	0.1	2.4	0.1	0.0	0.7	3.1	3.5	0.7
Shivpuri	0.1	0.2	0.1	0.1	0.1	0.1	2.4	2.7	1.2
Sidhi	0.5	0.6	0.0	0.1	0.1	0.0	0.0	0.0	0.0
Tikamgarh	2.5	2.2	3.7	1.2	1.4	0.1	0.5	0.4	1.0
Ujjain	1.2	1.3	1.1	0.1	0.1	0.2	1.7	2.2	0.9
Umaria	1.7	1.7	1.8	0.2	0.3	0.0	0.3	0.3	0.3
Vidisha	3.7	4.5	1.6	0.0	0.0	0.1	0.0	0.0	0.0
West Nimar	0.3	0.4	0.1	0.2	0.1	0.5	1.0	0.9	1.0

**Madhya Pradesh: Current Usage of Family Planning Practices (CMW aged 15-49 years) (%)**



**Madhya Pradesh: Current Usage of Family Planning Practices (CMW aged 15-49 years) (%)**



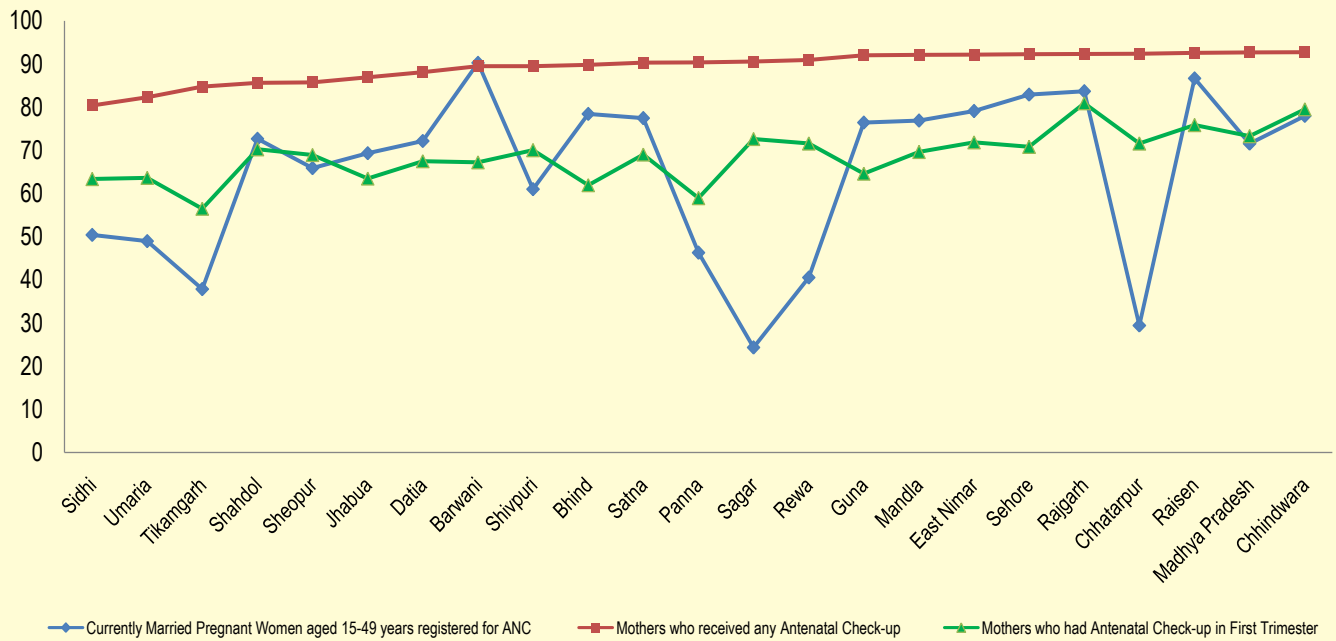
## UNMET NEED FOR FAMILY PLANNING

State / District	Unmet need for Spacing (%)			Unmet need for Limiting (%)			Total Unmet need (%)		
	Total	Rural	Urban	Total	Rural	Urban	Total	Rural	Urban
1	2	3	4	5	6	7	8	9	10
Madhya Pradesh	9.5	10.2	8.0	12.1	11.3	13.8	21.6	21.5	21.8
Balaghat	11.0	11.8	6.9	11.1	11.5	9.0	22.1	23.2	16.0
Barwani	12.4	12.9	10.4	9.4	8.9	11.3	21.8	21.8	21.7
Betul	9.8	10.8	5.4	8.8	8.3	10.9	18.6	19.1	16.3
Bhind	6.9	7.2	6.4	14.5	12.6	17.7	21.4	19.8	24.1
Bhopal	6.4	9.7	5.9	17.4	13.6	18.0	23.8	23.3	23.9
Chhatarpur	14.6	12.6	20.6	13.5	8.5	28.4	28.1	21.1	49.0
Chhindwara	10.4	10.1	11.3	12.7	14.1	8.8	23.1	24.2	20.1
Damoh	5.8	5.1	8.3	4.2	1.1	15.1	9.9	6.2	23.4
Datia	6.3	6.1	6.6	17.1	14.5	22.8	23.4	20.6	29.5
Dewas	6.3	6.5	6.0	11.7	11.6	12.0	18.1	18.1	18.0
Dhar	7.5	8.2	4.9	9.3	8.3	13.2	16.8	16.5	18.2
Dindori	12.4	11.7	-	12.9	13.3	-	25.3	25.0	-
East Nimar	7.8	7.5	8.5	8.4	7.0	12.6	16.2	14.5	21.2
Guna	10.6	10.8	10.2	13.5	13.3	14.2	24.2	24.1	24.4
Gwalior	6.1	7.2	5.6	12.6	11.8	13.0	18.7	19.0	18.6
Harda	16.0	18.2	7.0	11.0	11.1	10.7	27.1	29.3	17.7
Hoshangabad	15.3	16.9	12.4	15.0	14.7	15.7	30.3	31.5	28.1
Indore	7.1	5.7	7.5	12.0	9.0	12.9	19.1	14.7	20.4
Jabalpur	8.4	8.6	8.2	14.7	13.4	15.7	23.1	21.9	23.9
Jhabua	9.8	10.1	7.4	19.2	19.7	15.7	29.1	29.8	23.2
Katni	9.0	9.2	8.6	10.2	10.9	8.4	19.3	20.1	17.0
Mandla	11.1	11.2	10.2	12.5	12.5	12.7	23.6	23.7	22.9
Mandsaur	7.6	7.7	7.2	14.0	13.7	14.7	21.5	21.4	21.9
Morena	11.1	11.1	11.0	19.3	17.2	23.6	30.4	28.4	34.6
Narsimhapur	5.7	4.4	12.6	13.6	13.6	13.4	19.3	18.0	26.0
Neemuch	6.5	6.2	7.2	15.7	15.4	16.4	22.3	21.6	23.6
Panna	16.8	16.8	16.8	14.1	14.4	12.7	30.9	31.2	29.4
Raisen	20.8	22.3	16.0	23.5	23.4	24.0	44.3	45.7	40.0
Rajgarh	9.4	9.8	7.5	13.7	13.6	14.6	23.1	23.3	22.0
Ratlam	9.9	11.8	7.7	11.4	8.8	14.5	21.3	20.6	22.2
Rewa	18.2	19.2	13.4	17.1	17.9	13.2	35.3	37.1	26.5
Sagar	6.5	6.9	5.6	10.8	10.4	11.7	17.3	17.3	17.3
Satna	11.8	12.0	11.5	16.9	17.2	16.2	28.7	29.2	27.6
Sehore	11.1	11.2	11.0	10.5	10.3	11.3	21.6	21.4	22.3
Seoni	6.2	5.3	14.0	10.0	9.4	15.9	16.2	14.7	29.9
Shahdol	16.2	18.3	10.1	12.5	11.2	16.2	28.7	29.5	26.2
Shajapur	6.9	7.3	5.8	11.9	11.2	14.0	18.8	18.5	19.8
Sheopur	9.9	10.1	9.3	17.1	16.4	21.0	27.1	26.4	30.4
Shivpuri	9.7	9.7	9.3	16.8	16.1	20.7	26.5	25.8	30.1
Sidhi	22.9	24.2	15.1	13.3	13.2	14.1	36.3	37.4	29.2
Tikamgarh	16.1	17.0	12.6	9.7	7.3	19.7	25.9	24.3	32.3
Ujjain	6.2	6.1	6.3	12.4	11.4	13.8	18.5	17.5	20.1
Umaria	9.9	9.0	13.7	13.6	12.6	17.9	23.5	21.5	31.7
Vidisha	13.3	13.7	12.1	19.1	19.7	17.5	32.3	33.4	29.7
West Nimar	8.3	8.5	6.8	8.6	8.2	10.5	16.8	16.7	17.3

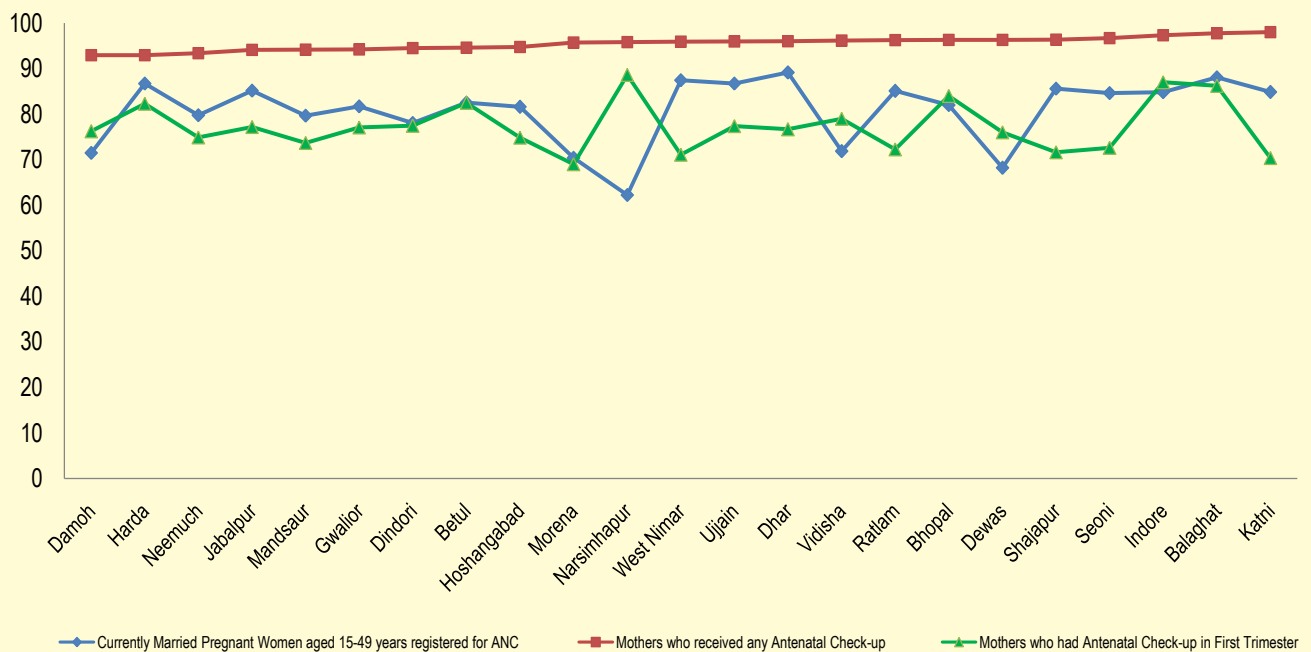
## ANTE NATAL CARE

State / District	Currently Married Pregnant Women aged 15-49 years registered for ANC (%)			Mothers who received any Antenatal Check-up (%)			Mothers who had Antenatal Check-up in First Trimester (%)		
	Total	Rural	Urban	Total	Rural	Urban	Total	Rural	Urban
1	2	3	4	5	6	7	8	9	10
Madhya Pradesh	71.6	69.4	77.0	92.7	91.6	95.7	73.3	70.4	80.8
Balaghat	88.1	89.5	82.8	97.8	97.9	96.8	86.2	88.2	74.3
Barwani	90.3	89.2	96.5	89.5	87.1	99.1	67.3	62.5	86.3
Betul	82.5	83.0	80.8	94.6	94.4	95.5	82.5	82.0	84.9
Bhind	78.4	79.6	76.2	89.8	89.3	90.8	61.9	62.7	60.5
Bhopal	82.0	81.5	82.2	96.3	95.7	96.4	84.0	80.5	84.8
Chhatarpur	29.4	32.9	16.3	92.4	91.5	95.8	71.6	68.6	83.2
Chhindwara	78.0	77.1	79.7	92.8	92.9	92.3	79.5	79.1	80.8
Damoh	71.5	71.3	72.0	92.9	92.6	94.4	76.2	73.7	86.6
Datia	72.2	71.6	73.4	88.1	89.4	84.8	67.5	68.0	66.0
Dewas	68.2	70.8	61.9	96.3	95.8	97.6	76.0	74.8	78.6
Dhar	89.1	88.9	90.3	96.0	95.6	97.5	76.7	73.5	88.8
Dindori	78.1	74.9	-	94.5	94.4	-	77.5	77.5	-
East Nimar	79.1	78.2	82.8	92.2	90.9	96.6	71.9	69.5	80.0
Guna	76.5	75.1	80.8	92.0	92.0	92.3	64.6	61.8	75.4
Gwalior	81.7	81.1	82.1	94.2	89.8	96.4	77.1	74.1	78.6
Harda	86.7	85.3	90.2	93.0	92.4	95.3	82.3	80.7	89.5
Hoshangabad	81.6	75.7	90.7	94.7	93.2	98.1	74.9	71.9	81.3
Indore	84.8	78.8	87.0	97.3	98.0	97.1	87.0	85.5	87.5
Jabalpur	85.2	86.4	84.4	94.1	93.7	94.4	77.2	65.5	85.9
Jhabua	69.4	66.9	93.9	86.9	86.1	95.4	63.5	62.3	75.8
Katni	84.9	84.0	87.0	98.0	97.7	98.8	70.4	65.3	87.4
Mandla	76.9	75.7	88.9	92.1	91.6	97.1	69.6	68.5	81.2
Mandsaur	79.7	77.2	88.5	94.2	92.8	98.6	73.7	69.2	88.4
Morena	70.4	75.3	63.6	95.7	95.6	96.1	69.0	69.8	67.0
Narsimhapur	62.2	61.5	68.2	95.8	95.7	96.6	88.6	88.2	91.2
Neemuch	79.8	81.4	77.2	93.4	91.8	96.2	74.9	70.7	82.1
Panna	46.3	41.2	70.5	90.4	89.6	95.2	58.9	57.1	70.8
Raisen	86.7	88.6	82.4	92.6	91.2	98.3	75.9	72.9	88.0
Rajgarh	83.7	82.5	94.3	92.4	91.4	98.8	80.9	79.0	93.7
Ratlam	85.1	81.4	92.2	96.3	95.0	98.3	72.3	65.1	83.2
Rewa	40.5	36.7	60.5	91.0	90.5	93.8	71.6	69.7	84.2
Sagar	24.3	17.9	38.1	90.6	88.9	95.2	72.6	70.7	77.7
Satna	77.5	78.9	73.4	90.3	89.2	94.0	69.1	68.9	69.7
Sehore	82.9	82.4	85.4	92.3	91.4	95.9	70.8	68.7	79.1
Seoni	84.6	86.1	68.0	96.7	96.5	98.3	72.6	71.6	83.6
Shahdol	72.7	69.4	86.0	85.7	86.2	83.7	70.3	68.8	75.1
Shajapur	85.6	82.9	95.7	96.3	96.1	97.1	71.6	67.6	82.7
Sheopur	65.9	62.3	90.8	85.8	84.8	91.7	68.9	68.7	70.7
Shivpuri	61.0	62.5	52.8	89.5	89.0	92.4	70.1	70.9	65.0
Sidhi	50.4	44.9	76.5	80.4	79.7	87.0	63.4	63.3	64.1
Tikamgarh	37.9	34.4	55.7	84.8	83.4	91.5	56.5	53.3	72.1
Ujjain	86.7	85.1	89.3	96.0	94.4	98.7	77.4	74.9	81.6
Umaria	49.0	63.5	27.2	82.3	81.0	90.2	63.7	62.0	74.1
Vidisha	71.9	70.2	77.3	96.2	95.2	98.8	79.0	76.6	85.2
West Nimar	87.4	87.2	89.0	95.9	95.6	97.6	71.1	70.1	77.5

Madhya Pradesh: Antenatal Care (%)



Madhya Pradesh: Antenatal Care (%)



## ANTE NATAL CARE

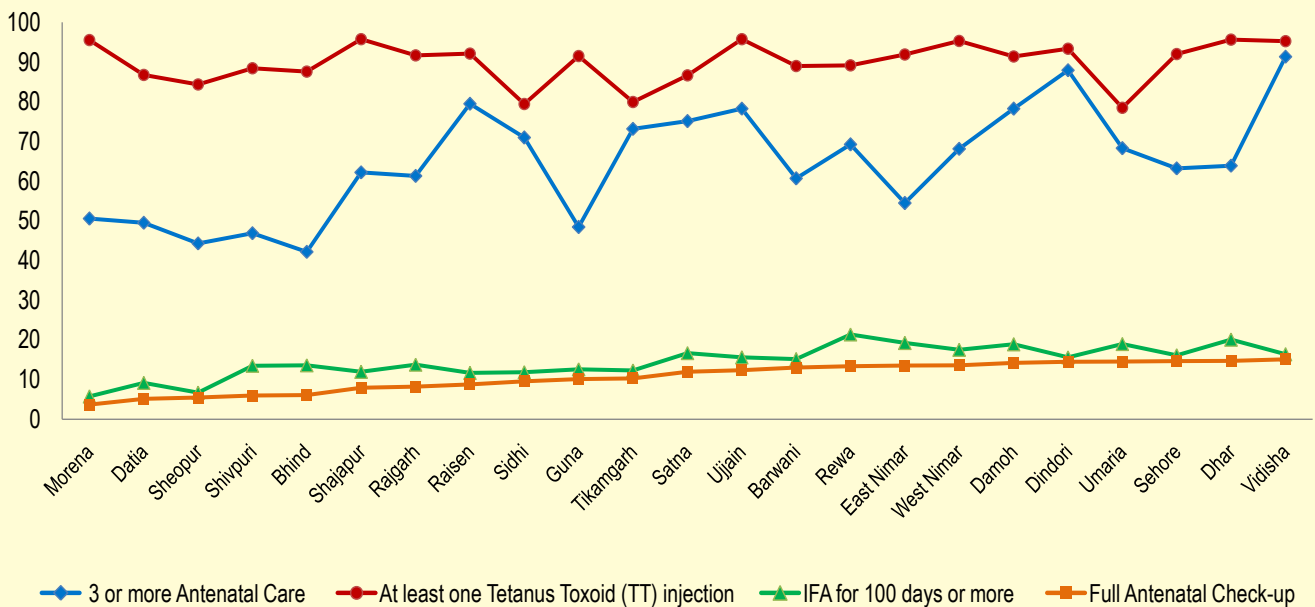
State / District	Mothers who received 3 or more Antenatal Care (%)			Mothers who received at least one Tetanus Toxoid (TT) injection(%)			Mothers who consumed IFA for 100 days or more (%)		
	Total	Rural	Urban	Total	Rural	Urban	Total	Rural	Urban
1	2	3	4	5	6	7	8	9	10
Madhya Pradesh	71.7	68.8	79.3	91.8	90.5	95.1	19.5	17.5	24.8
Balaghat	89.4	90.1	85.5	97.4	97.6	96.8	30.9	30.9	30.9
Barwani	60.7	53.9	87.8	89.0	86.5	99.1	15.1	13.8	20.6
Betul	86.8	88.6	77.8	93.3	93.2	93.8	32.5	33.1	29.4
Bhind	42.2	40.4	45.7	87.6	86.6	89.6	13.6	11.6	17.4
Bhopal	81.7	69.9	84.4	96.0	95.1	96.2	30.5	22.6	32.4
Chhatarpur	80.9	78.1	91.9	91.7	90.9	95.0	21.6	23.3	15.0
Chhindwara	86.9	86.3	88.7	91.9	92.3	91.0	27.0	29.5	19.6
Damoh	78.2	77.4	81.9	91.4	90.9	93.5	18.9	16.5	28.4
Datia	49.5	50.9	45.8	86.8	88.2	82.9	9.2	8.3	11.6
Dewas	68.6	65.2	75.9	96.1	95.6	97.3	18.3	17.3	20.4
Dhar	63.9	64.0	63.5	95.6	95.2	97.2	20.0	19.3	22.9
Dindori	87.9	88.2	-	93.4	93.2	-	15.6	15.8	-
East Nimar	54.5	51.1	66.0	91.9	90.7	96.2	19.2	18.3	22.2
Guna	48.4	46.1	57.1	91.5	91.4	91.8	12.6	11.7	15.9
Gwalior	71.6	60.5	77.1	93.8	89.2	96.0	20.3	14.3	23.3
Harda	86.9	85.7	92.1	91.5	90.7	94.7	16.6	16.0	18.9
Hoshangabad	92.4	90.0	97.6	94.7	93.2	98.0	18.8	19.8	16.8
Indore	88.0	83.3	89.6	97.1	97.7	96.9	32.5	30.2	33.3
Jabalpur	90.3	89.4	90.9	94.1	93.6	94.4	28.0	22.8	32.0
Jhabua	61.1	60.3	69.4	86.2	85.3	95.0	21.4	20.9	26.5
Katni	90.3	89.4	93.4	97.4	97.2	97.9	20.7	19.8	23.7
Mandla	81.2	81.7	76.7	90.6	90.0	96.1	19.2	18.7	24.3
Mandsaur	67.9	61.6	88.4	94.0	92.6	98.5	32.6	24.8	58.0
Morena	50.5	47.6	58.5	95.6	95.6	95.5	5.7	5.9	5.2
Narsimhapur	91.4	91.5	90.5	95.5	95.3	96.6	27.6	24.0	48.6
Neemuch	70.0	61.9	83.8	92.7	90.9	95.8	30.2	22.5	43.6
Panna	71.7	70.0	82.4	88.2	87.2	94.4	21.7	21.4	23.2
Raisen	79.5	78.0	85.6	92.2	90.7	98.0	11.6	11.1	13.7
Rajgarh	61.3	58.1	82.5	91.7	90.6	99.1	13.8	13.4	16.0
Ratlam	66.7	59.3	78.0	95.9	94.4	98.2	17.3	13.8	22.8
Rewa	69.2	65.9	90.8	89.2	88.5	93.3	21.4	21.4	21.3
Sagar	80.2	82.1	75.0	89.0	88.0	91.7	19.4	20.4	16.6
Satna	75.1	75.2	74.8	86.7	85.2	91.4	16.7	15.1	21.6
Sehore	63.2	60.3	74.7	92.0	91.1	95.6	16.1	12.4	30.2
Seoni	84.4	84.0	88.7	95.8	95.5	98.3	24.3	23.2	36.2
Shahdol	79.4	81.3	73.2	84.0	85.4	79.2	19.1	19.1	18.8
Shajapur	62.2	58.4	72.6	95.8	95.7	96.0	11.9	11.8	12.3
Sheopur	44.3	42.5	55.2	84.3	83.3	90.7	6.7	5.9	11.7
Shivpuri	46.9	45.5	55.2	88.4	87.8	92.4	13.5	12.7	17.9
Sidhi	71.0	69.9	80.4	79.4	78.6	87.0	11.8	11.3	16.8
Tikamgarh	73.2	70.9	84.4	80.0	77.9	90.2	12.3	12.5	11.2
Ujjain	78.3	75.6	82.7	95.8	94.3	98.3	15.6	8.6	27.3
Umaria	68.3	67.5	73.2	78.5	76.7	89.6	19.0	18.0	25.3
Vidisha	91.4	90.8	92.9	95.3	94.1	98.2	16.4	16.4	16.4
West Nimar	68.1	67.2	73.6	95.3	95.0	97.5	17.5	16.6	23.2

## ANTE NATAL CARE

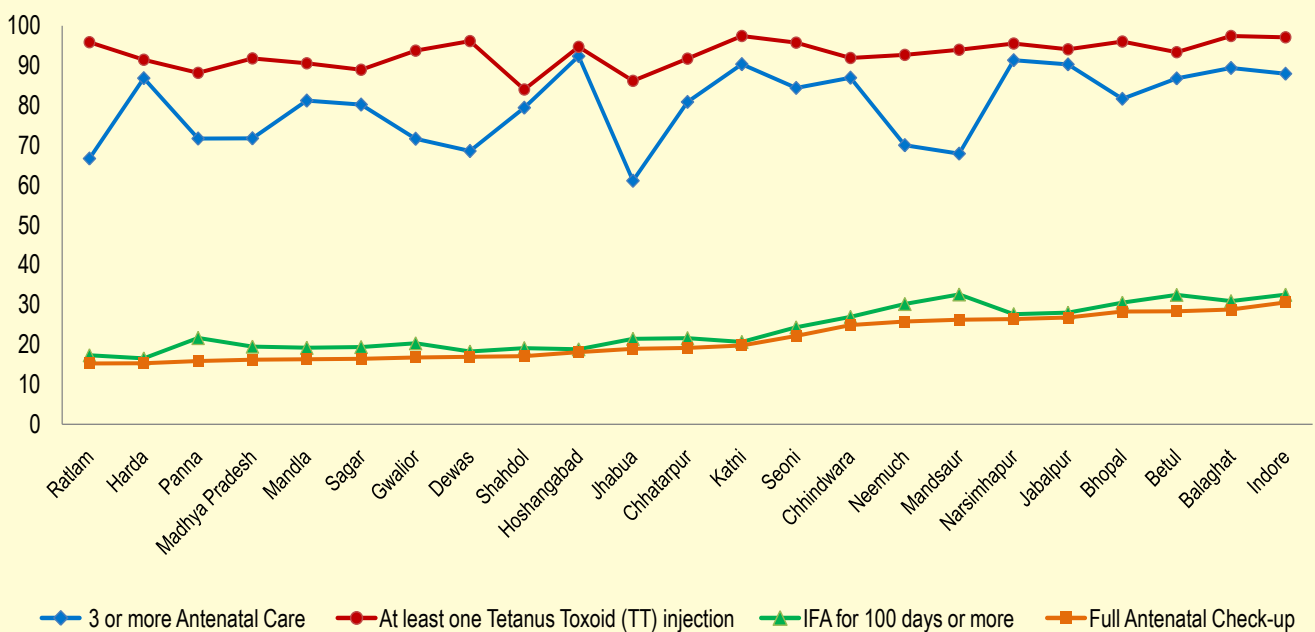
State / District	Mothers who had Full Antenatal Check up (%)			Mothers who received ANC from Govt. Source (%)			Mothers whose Blood Pressure (BP) taken (%)		
	Total	Rural	Urban	Total	Rural	Urban	Total	Rural	Urban
1	2	3	4	5	6	7	8	9	10
Madhya Pradesh	16.2	14.0	21.9	51.0	49.4	55.1	73.1	68.7	84.4
Balaghat	28.8	28.7	29.2	27.3	26.3	32.7	90.3	90.8	87.0
Barwani	13.0	11.2	20.2	60.4	56.9	72.9	69.8	65.0	88.9
Betul	28.4	29.4	23.4	37.4	36.6	41.4	73.9	71.5	86.4
Bhind	6.1	5.1	7.9	58.2	51.4	71.3	56.2	53.6	61.1
Bhopal	28.3	20.4	30.1	62.7	66.6	61.8	90.8	85.6	92.0
Chhatarpur	19.2	20.4	14.2	49.1	47.7	54.2	66.7	65.8	69.8
Chhindwara	24.9	27.5	17.5	30.5	30.8	29.4	69.4	69.0	70.4
Damoh	14.2	11.7	24.6	43.7	41.1	54.0	68.4	65.2	81.7
Datia	5.2	4.5	7.0	43.2	35.7	64.5	52.2	48.8	61.2
Dewas	16.9	16.1	18.8	59.8	61.1	57.0	88.2	85.6	94.1
Dhar	14.7	13.7	18.3	53.0	53.6	50.8	74.5	70.9	87.8
Dindori	14.5	14.6	-	32.0	30.8	-	76.4	76.1	-
East Nimar	13.5	12.3	17.5	39.8	37.8	46.3	63.5	59.2	78.2
Guna	10.1	8.9	14.6	63.2	62.9	64.5	50.5	47.5	61.5
Gwalior	16.8	10.8	19.7	57.3	56.1	57.8	81.0	65.9	88.4
Harda	15.3	14.7	18.1	39.2	35.9	53.5	77.0	74.8	86.4
Hoshangabad	18.1	18.9	16.4	50.0	47.8	54.7	81.7	81.1	83.1
Indore	30.6	28.4	31.3	57.8	64.9	55.2	95.9	94.9	96.3
Jabalpur	26.8	21.9	30.5	39.7	41.3	38.5	80.4	70.8	87.6
Jhabua	18.9	18.6	21.9	72.5	72.2	75.6	74.1	72.7	88.1
Katni	19.8	18.7	23.3	49.3	46.1	59.9	84.8	83.2	90.3
Mandla	16.3	15.8	21.4	23.6	22.9	29.7	60.1	58.6	74.8
Mandsaur	26.2	17.6	54.4	61.8	59.8	67.9	83.8	80.9	93.2
Morena	3.7	4.3	2.0	48.8	48.6	49.1	58.0	53.6	69.9
Narsimhapur	26.4	22.9	46.9	43.3	43.7	40.8	88.5	87.8	92.5
Neemuch	25.8	17.7	39.7	49.8	45.8	56.3	87.7	83.4	95.0
Panna	15.9	14.8	22.8	39.5	37.0	54.6	57.9	56.1	68.8
Raisen	8.8	8.5	9.7	57.5	53.9	71.1	64.6	61.9	75.6
Rajgarh	8.2	7.4	13.9	67.2	65.4	78.6	81.3	79.3	94.3
Ratlam	15.2	11.1	21.6	64.9	67.6	60.9	92.3	90.5	95.1
Rewa	13.4	12.4	20.0	55.0	53.2	66.2	71.5	69.3	85.8
Sagar	16.4	18.1	12.0	26.8	25.3	30.6	53.4	45.4	74.4
Satna	12.0	10.1	17.8	34.5	31.4	43.8	55.2	54.6	57.2
Sehore	14.6	10.9	28.8	48.6	46.7	55.9	80.6	77.2	93.7
Seoni	22.2	21.0	34.5	26.0	25.2	34.5	69.2	67.2	91.0
Shahdol	17.1	17.3	16.6	51.8	52.4	50.0	71.0	69.3	77.0
Shajapur	7.9	7.1	10.0	64.6	65.6	61.8	90.1	89.6	91.7
Sheopur	5.5	4.5	11.1	42.8	40.8	54.5	46.6	44.1	61.9
Shivpuri	6.0	5.4	9.3	59.6	57.3	73.0	63.8	60.8	81.9
Sidhi	9.5	8.9	15.2	55.8	56.4	50.6	68.1	66.9	78.8
Tikamgarh	10.3	10.2	10.4	83.9	84.2	82.7	56.0	55.9	56.8
Ujjain	12.3	6.6	21.9	58.5	56.9	61.0	85.1	83.2	88.4
Umaria	14.5	13.5	21.3	57.3	56.2	63.6	63.9	60.9	82.9
Vidisha	15.1	15.4	14.2	45.0	46.2	41.8	77.9	75.9	83.3
West Nimar	13.6	13.0	17.1	57.6	56.3	65.0	74.4	71.3	93.3



Madhya Pradesh: Mothers who received Full Antenatal Check up-(%)



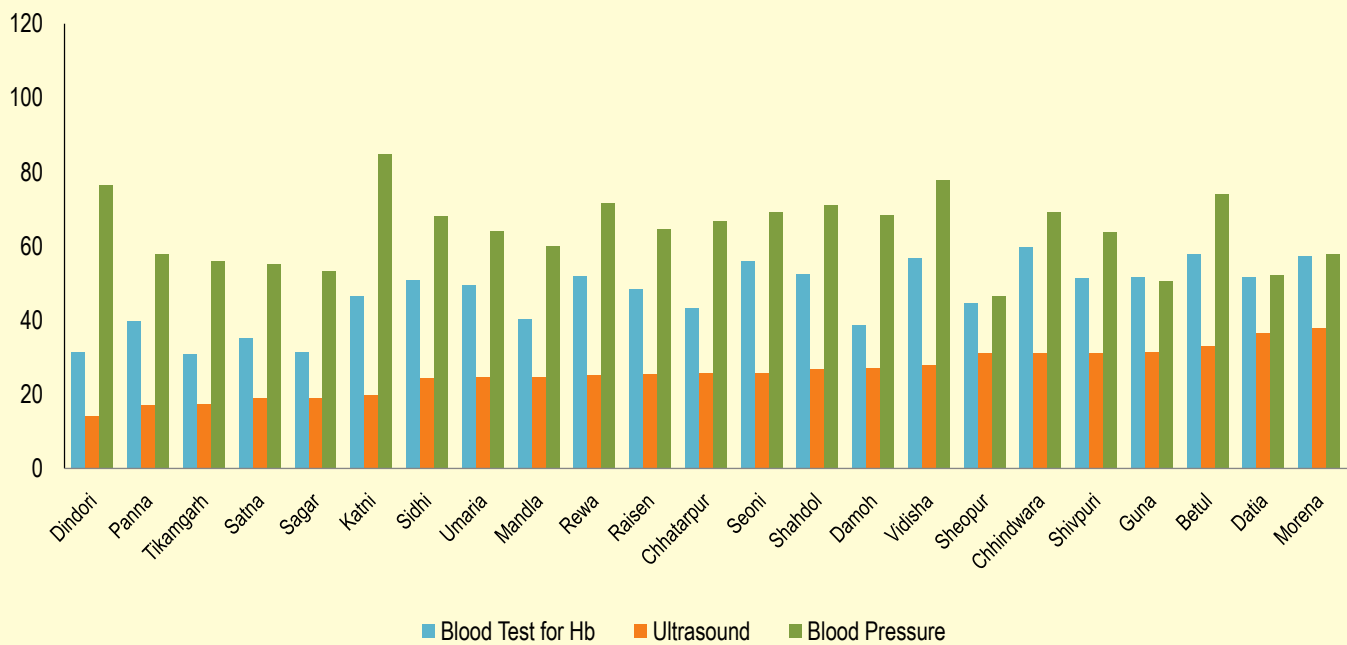
Madhya Pradesh: Mothers who received Full Antenatal Check-up (%)



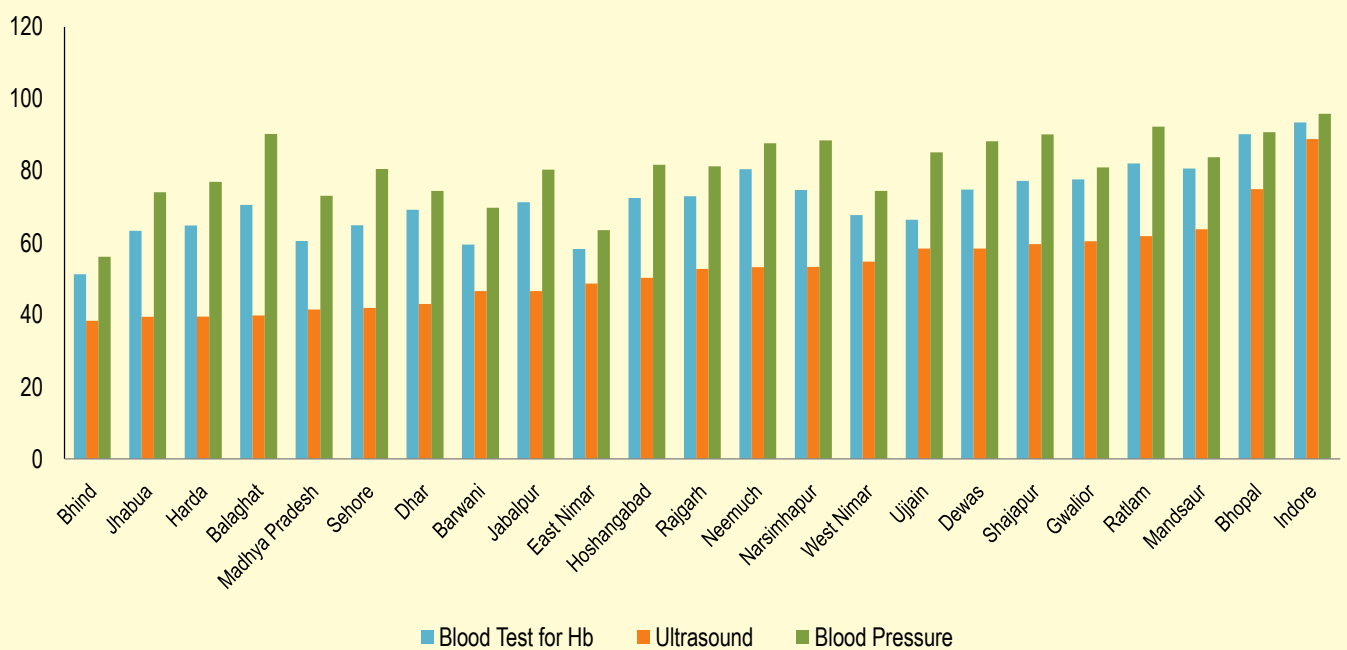
## ANTE NATAL CARE

State / District	Mothers whose Blood taken for Hb (%)			Mothers who underwent Ultrasound (%)		
	Total	Rural	Urban	Total	Rural	Urban
1	2	3	4	5	6	7
Madhya Pradesh	60.5	54.9	75.2	41.5	34.5	59.7
Balaghat	70.6	71.6	64.6	39.8	39.3	42.6
Barwani	59.5	52.2	89.2	46.6	41.0	69.0
Betul	57.7	55.0	71.6	33.0	29.1	52.7
Bhind	51.3	48.3	57.0	38.3	36.6	41.7
Bhopal	90.2	83.3	91.8	75.0	58.6	78.7
Chhatarpur	43.2	40.1	55.6	25.8	25.1	28.6
Chhindwara	59.8	59.3	61.4	31.2	28.5	39.0
Damoh	38.7	35.4	52.3	27.0	27.5	25.1
Datia	51.6	47.8	61.7	36.6	31.2	51.1
Dewas	74.8	73.1	78.5	58.4	53.8	68.6
Dhar	69.2	65.9	81.7	43.1	37.3	64.7
Dindori	31.3	29.8	-	14.3	13.6	-
East Nimar	58.3	54.2	72.5	48.7	44.2	64.2
Guna	51.8	49.4	60.6	31.5	28.8	41.8
Gwalior	77.7	62.4	85.2	60.5	40.8	70.2
Harda	64.8	61.4	79.6	39.5	35.4	57.4
Hoshangabad	72.5	72.3	72.9	50.3	49.2	52.6
Indore	93.5	89.8	94.8	88.8	81.4	91.5
Jabalpur	71.3	62.6	77.9	46.6	30.3	58.9
Jhabua	63.4	61.4	83.1	39.5	37.4	60.3
Katni	46.6	44.4	54.0	19.8	13.5	41.2
Mandla	40.4	37.4	69.3	24.7	22.6	45.0
Mandsaur	80.7	76.2	95.1	63.8	58.0	82.7
Morena	57.2	55.6	61.7	37.9	34.9	46.0
Narsimhapur	74.7	73.2	83.3	53.3	51.7	62.9
Neemuch	80.5	72.5	94.2	53.2	45.9	65.8
Panna	39.9	39.5	42.4	17.2	15.2	30.0
Raisen	48.6	45.4	61.5	25.4	23.5	33.1
Rajgarh	73.0	70.0	92.7	52.8	51.9	58.3
Ratlam	82.1	80.0	85.2	61.9	51.1	78.4
Rewa	52.0	50.2	63.3	25.2	23.4	37.1
Sagar	31.5	28.0	40.9	19.0	16.4	26.1
Satna	35.1	32.8	42.5	18.9	18.4	20.2
Sehore	64.9	59.6	85.4	41.9	38.2	56.3
Seoni	56.0	54.1	77.4	25.8	23.6	50.3
Shahdol	52.5	51.5	55.9	26.9	24.4	35.1
Shajapur	77.2	74.2	85.4	59.6	56.1	69.4
Sheopur	44.6	42.2	58.8	31.1	29.7	39.6
Shivpuri	51.3	50.3	56.9	31.3	29.1	44.3
Sidhi	50.8	49.7	59.8	24.3	22.7	38.0
Tikamgarh	31.0	28.4	43.4	17.3	16.1	23.0
Ujjain	66.5	62.2	73.6	58.4	51.3	70.4
Umaria	49.4	47.1	63.6	24.5	22.1	39.5
Vidisha	56.7	52.8	67.1	28.0	26.1	32.9
West Nimar	67.7	64.6	86.7	54.8	52.4	68.9

Madhya Pradesh: Mothers who received tests during Ante Natal Check-up (%)



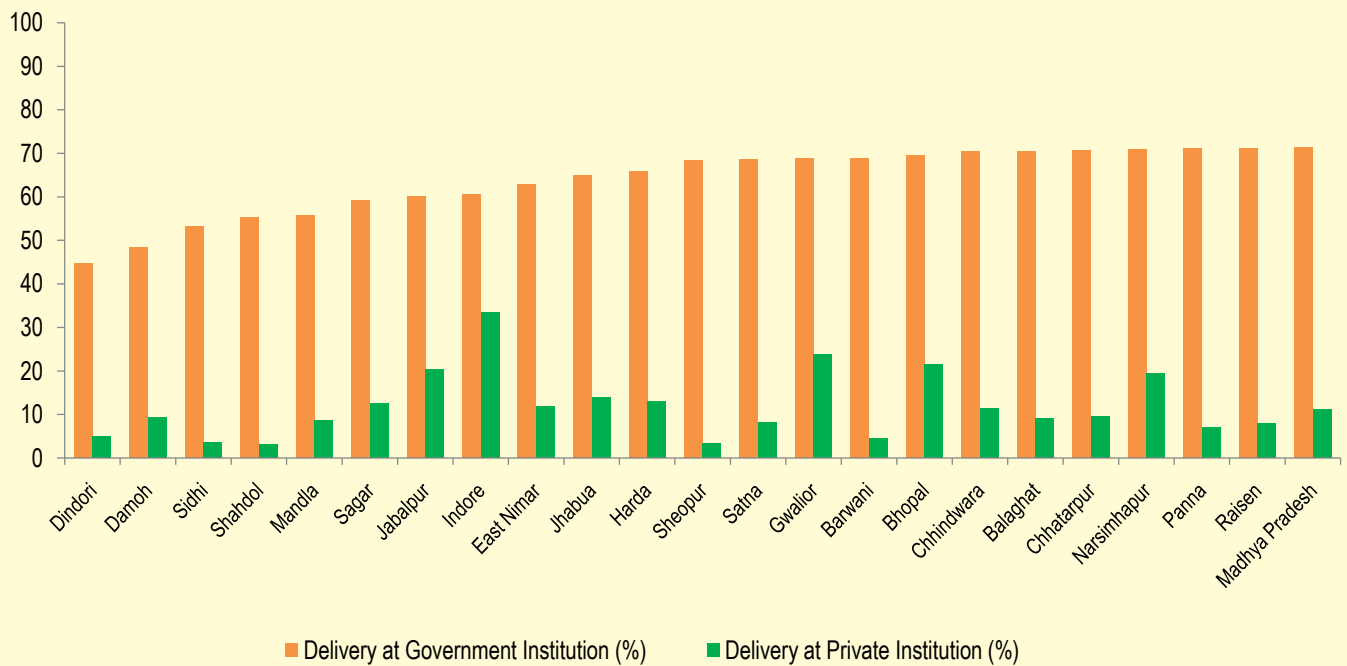
Madhya Pradesh: Mothers who received tests during Ante Natal Check-up (%)



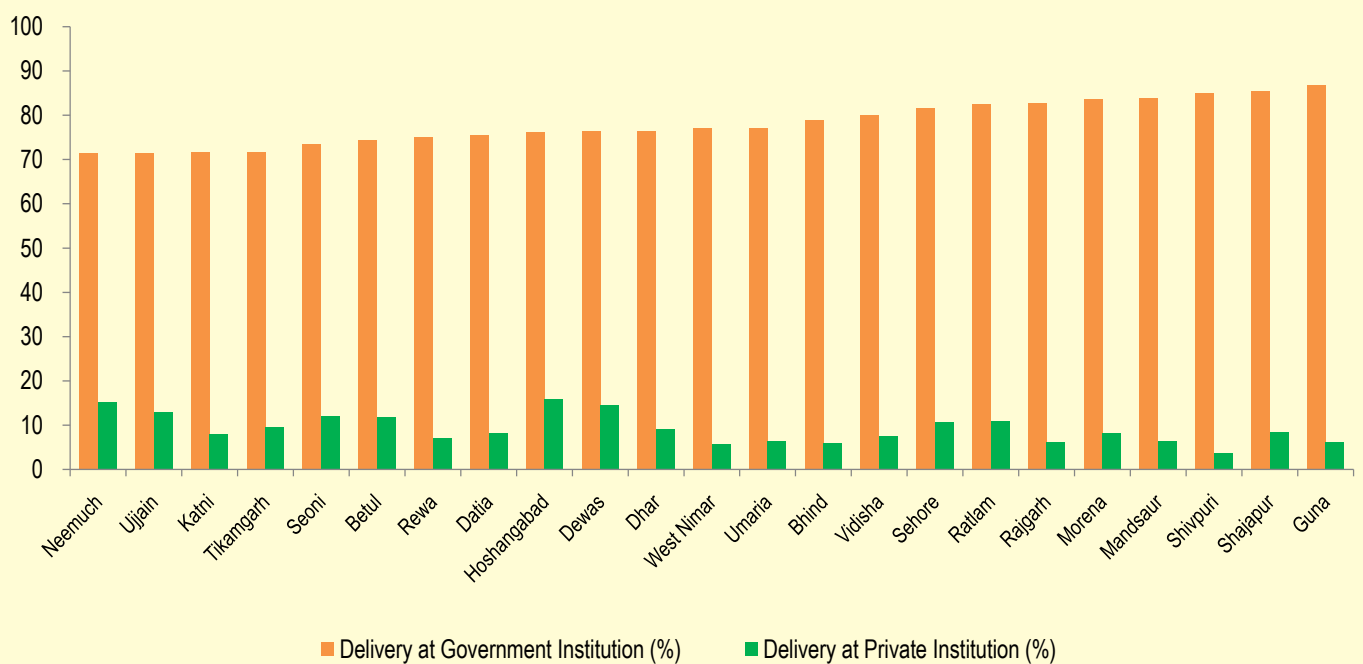
## DELIVERY CARE

State / District	Institutional Delivery (%)			Delivery at Government Institution (%)			Delivery at Private Institution (%)		
	Total	Rural	Urban	Total	Rural	Urban	Total	Rural	Urban
1	2	3	4	5	6	7	8	9	10
Madhya Pradesh	82.6	79.9	89.9	71.3	72.7	67.6	11.2	7.0	22.1
Balaghat	79.8	79.5	81.8	70.4	71.5	63.8	9.1	7.9	16.5
Barwani	73.7	67.7	97.8	68.9	63.6	90.1	4.4	3.7	7.4
Betul	86.2	86.2	86.3	74.3	75.2	69.7	11.8	10.9	16.4
Bhind	85.1	83.3	88.6	79.0	79.0	79.0	6.0	4.2	9.6
Bhopal	91.2	86.3	92.3	69.6	77.3	67.8	21.5	8.9	24.3
Chhatarpur	80.3	80.9	78.0	70.5	72.4	63.3	9.5	8.3	14.2
Chhindwara	81.8	79.5	88.5	70.3	70.6	69.7	11.4	8.9	18.8
Damoh	57.6	53.1	76.3	48.3	43.7	66.9	9.2	9.3	8.9
Datia	83.9	83.7	84.3	75.4	77.4	70.1	8.3	6.1	14.2
Dewas	91.2	88.7	96.4	76.5	78.8	71.5	14.6	9.9	24.9
Dhar	85.7	83.6	93.8	76.5	78.1	70.6	9.2	5.5	23.2
Dindori	49.8	49.3	-	44.7	44.5	-	5.0	4.8	-
East Nimar	74.9	70.6	89.5	62.8	62.4	64.3	12.0	8.1	25.2
Guna	93.0	93.4	91.6	86.7	89.0	78.1	6.3	4.3	13.5
Gwalior	92.9	92.8	92.9	68.7	80.9	62.7	23.8	11.3	30.1
Harda	78.9	75.3	94.5	65.8	64.2	72.7	12.9	10.9	21.7
Hoshangabad	92.1	90.0	96.7	76.2	77.6	73.2	15.8	12.3	23.6
Indore	94.5	96.7	93.7	60.6	77.3	54.7	33.4	19.2	38.4
Jabalpur	80.4	81.1	79.9	60.2	74.0	49.8	20.2	7.1	30.1
Jhabua	79.3	77.8	94.5	64.9	64.2	71.7	13.9	13.1	21.9
Katni	79.6	77.8	85.8	71.6	73.9	64.1	7.9	3.9	21.4
Mandla	64.8	61.7	95.1	55.8	54.5	68.9	8.7	7.0	25.6
Mandsaur	90.2	89.1	93.8	83.9	84.7	81.3	6.3	4.4	12.5
Morena	92.5	91.6	94.8	83.7	86.7	75.6	8.2	4.3	18.7
Narsimhapur	90.4	90.0	92.9	70.9	73.5	55.4	19.4	16.4	37.4
Neemuch	87.1	85.2	90.4	71.4	75.6	64.2	15.2	9.0	25.8
Panna	78.4	76.8	88.8	71.1	69.6	81.2	7.1	7.0	7.2
Raisen	79.3	76.4	91.3	71.2	70.4	74.6	7.8	5.9	15.7
Rajgarh	89.1	88.0	96.1	82.8	82.7	83.7	6.1	5.1	12.4
Ratlam	93.7	92.7	95.2	82.5	89.4	72.1	11.0	3.2	23.0
Rewa	82.2	81.5	86.7	75.0	75.5	72.1	7.1	5.9	14.6
Sagar	72.1	65.2	90.5	59.2	54.9	70.5	12.6	10.1	19.3
Satna	76.6	74.7	82.4	68.5	67.1	72.7	8.1	7.6	9.7
Sehore	92.4	90.9	98.1	81.7	83.9	73.4	10.7	7.0	24.7
Seoni	85.8	85.2	93.2	73.5	74.2	65.5	12.1	10.6	27.7
Shahdol	59.5	58.2	63.9	55.3	56.1	52.4	3.2	0.8	11.2
Shajapur	93.8	94.0	93.3	85.4	87.9	78.6	8.4	6.1	14.7
Sheopur	71.8	69.2	87.8	68.4	67.0	77.5	3.4	2.2	10.4
Shivpuri	88.8	88.1	93.2	84.9	85.1	84.1	3.7	2.8	9.1
Sidhi	57.2	56.8	60.9	53.2	53.3	52.7	3.6	3.1	8.2
Tikamgarh	81.5	79.8	89.3	71.7	70.1	79.2	9.7	9.6	10.1
Ujjain	84.7	82.4	88.5	71.5	73.8	67.5	13.0	8.6	20.5
Umaria	83.8	82.7	91.1	77.0	77.0	77.2	6.3	5.2	13.1
Vidisha	88.1	84.9	96.8	80.0	79.3	81.9	7.6	4.9	14.9
West Nimar	82.8	81.4	91.2	77.0	76.5	79.9	5.7	4.8	11.2

Madhya Pradesh: Institutional Delivery (%)



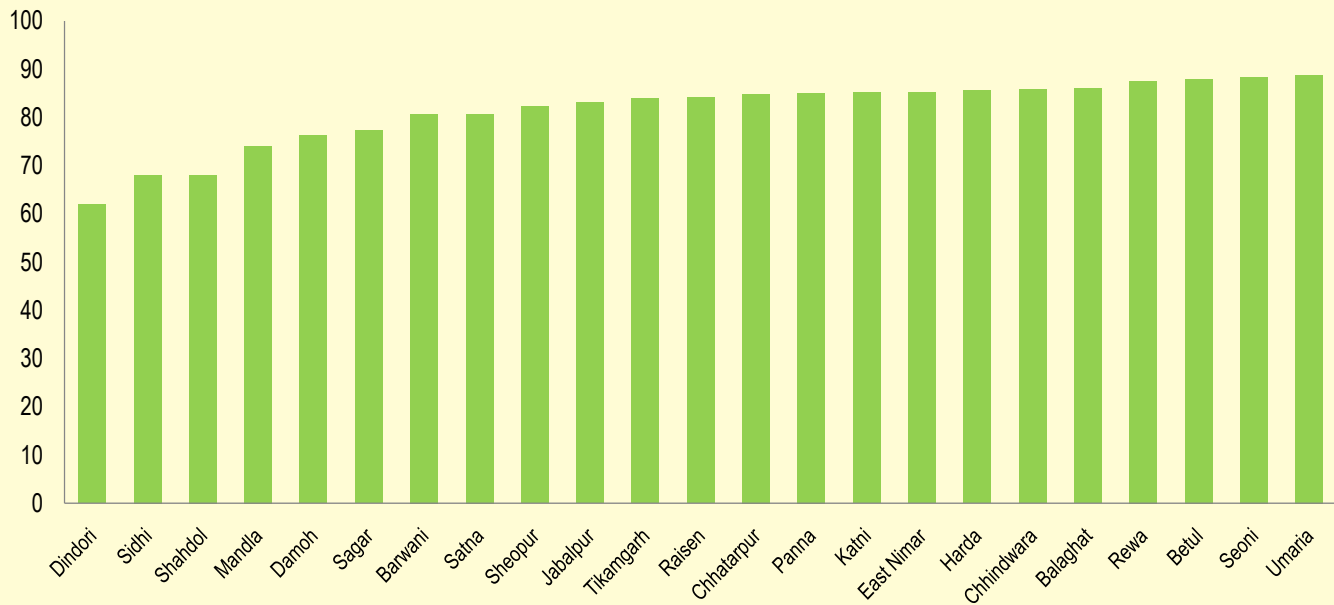
Madhya Pradesh: Institutional Delivery (%)



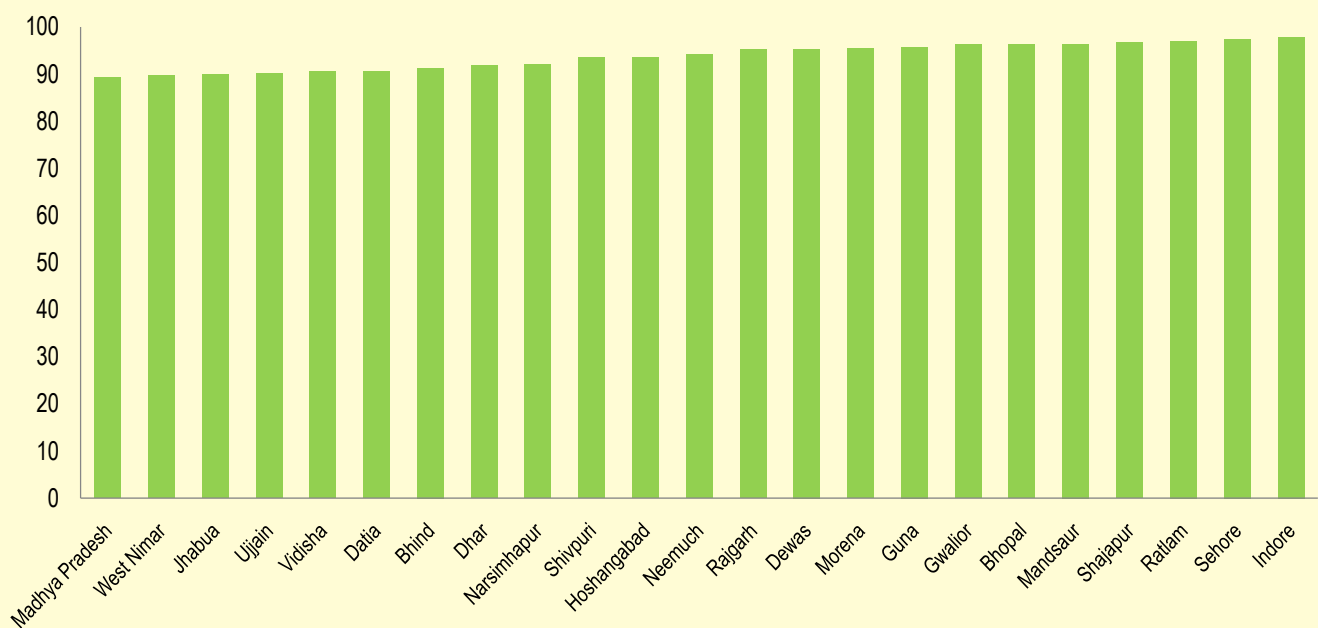
## DELIVERY CARE

State / District	Delivery at Home(%)			Delivery at home conducted by skilled health personnel (%)			Safe Delivery (%)		
	Total	Rural	Urban	Total	Rural	Urban	Total	Rural	Urban
1	2	3	4	5	6	7	8	9	10
Madhya Pradesh	17.1	19.9	9.5	38.3	36.4	48.8	89.2	87.1	94.5
Balaghat	20.2	20.5	18.2	60.8	59.9	67.1	86.1	85.6	88.8
Barwani	26.2	32.2	2.2	26.6	26.1	57.1	80.7	76.1	99.1
Betul	12.6	13.6	7.5	32.9	30.2	57.5	88.0	87.7	89.3
Bhind	14.8	16.5	11.4	41.7	38.4	50.8	91.3	89.7	94.4
Bhopal	8.5	13.7	7.4	59.1	43.5	65.8	96.2	92.3	97.1
Chhatarpur	19.6	18.9	22.0	29.2	26.5	38.1	84.9	84.7	85.6
Chhindwara	18.1	20.5	11.3	34.0	34.5	31.5	85.8	84.1	90.6
Damoh	42.3	46.9	23.7	50.1	48.7	61.3	76.2	73.1	89.0
Datia	16.1	16.3	15.7	41.5	33.8	63.1	90.6	89.2	94.2
Dewas	8.8	11.2	3.5	47.4	46.4	54.1	95.3	93.9	98.3
Dhar	14.2	16.3	6.0	42.6	41.9	50.0	91.8	90.4	96.8
Dindori	50.2	50.6	-	29.8	29.6	-	61.9	61.5	-
East Nimar	25.1	29.3	10.5	41.1	38.9	62.7	85.2	82.0	96.1
Guna	6.8	6.4	8.4	40.5	41.7	36.8	95.7	96.0	94.7
Gwalior	6.8	7.1	6.7	48.2	42.1	51.4	96.2	95.8	96.4
Harda	21.0	24.6	5.5	42.6	41.2	70.6	85.6	82.9	97.7
Hoshangabad	7.8	9.9	3.3	48.4	48.8	45.7	93.4	91.8	97.1
Indore	5.5	3.3	6.3	61.9	52.1	63.8	97.9	98.4	97.7
Jabalpur	15.3	18.6	12.8	31.6	23.8	40.2	83.1	83.4	82.8
Jhabua	20.5	22.0	5.5	51.5	51.5	50.0	89.9	89.1	97.3
Katni	20.3	22.1	14.0	35.7	32.8	51.5	85.1	83.5	90.7
Mandla	35.1	38.2	4.9	36.5	36.6	26.7	74.0	71.7	96.4
Mandsaur	9.7	10.9	6.0	63.4	65.0	53.8	96.4	96.1	97.1
Morena	7.4	8.2	5.2	38.7	38.9	37.9	95.4	94.8	96.8
Narsimhapur	9.5	9.9	7.1	37.9	37.3	42.9	92.0	91.5	94.9
Neemuch	12.8	14.7	9.5	55.0	56.0	52.4	94.1	93.4	95.4
Panna	21.2	22.8	11.2	44.0	44.9	32.1	85.1	83.9	92.4
Raisen	19.0	21.5	8.4	44.4	43.7	52.0	84.1	81.5	94.6
Rajgarh	10.7	11.8	3.9	57.5	55.8	92.3	95.3	94.6	99.7
Ratlam	6.3	7.2	4.8	52.9	43.6	74.5	97.0	95.8	98.8
Rewa	17.8	18.5	13.3	37.9	38.6	31.3	87.5	87.2	89.6
Sagar	27.7	34.5	9.5	25.7	26.9	14.0	77.3	72.0	91.2
Satna	23.2	25.0	17.3	20.4	16.8	36.5	80.8	78.5	87.9
Sehore	7.4	8.8	1.9	68.0	68.7	57.1	97.4	97.0	99.2
Seoni	14.2	14.8	6.8	27.4	26.1	58.3	88.4	87.6	96.6
Shahdol	40.5	41.8	36.1	28.4	24.3	44.2	68.0	64.9	78.6
Shajapur	6.1	5.9	6.7	46.9	48.7	42.6	96.7	96.8	96.1
Sheopur	28.1	30.7	12.2	37.3	35.8	59.6	82.3	80.2	95.1
Shivpuri	10.8	11.5	6.8	42.5	43.0	37.0	93.4	93.0	95.7
Sidhi	42.7	43.1	38.6	30.9	28.6	53.5	68.0	66.9	77.7
Tikamgarh	18.4	20.0	10.7	18.3	16.6	33.3	83.9	82.1	92.6
Ujjain	15.2	17.4	11.5	36.4	34.4	41.4	90.2	88.3	93.3
Umaria	16.1	17.3	8.9	37.7	35.9	60.0	88.8	87.8	95.1
Vidisha	11.5	14.6	3.0	47.4	47.4	47.1	90.5	87.9	97.5
West Nimar	17.1	18.5	8.7	41.0	40.0	53.4	89.8	88.8	95.8

Madhya Pradesh: Safe Delivery (%)



Madhya Pradesh: Safe Delivery (%)

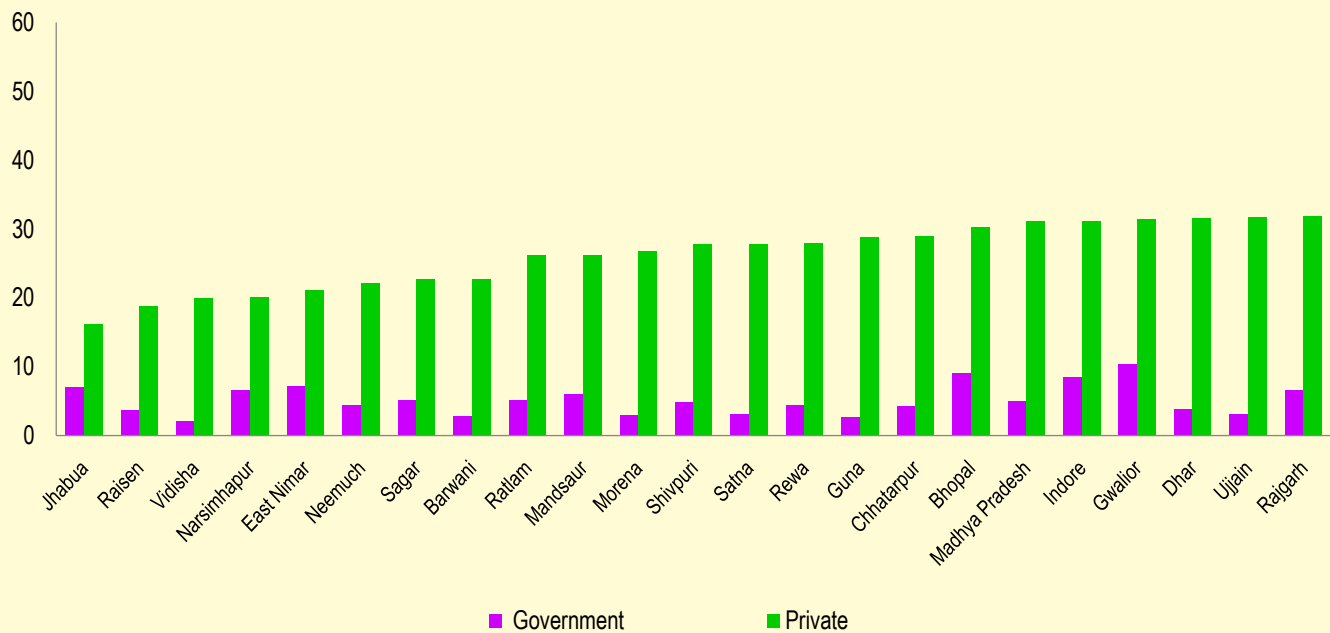




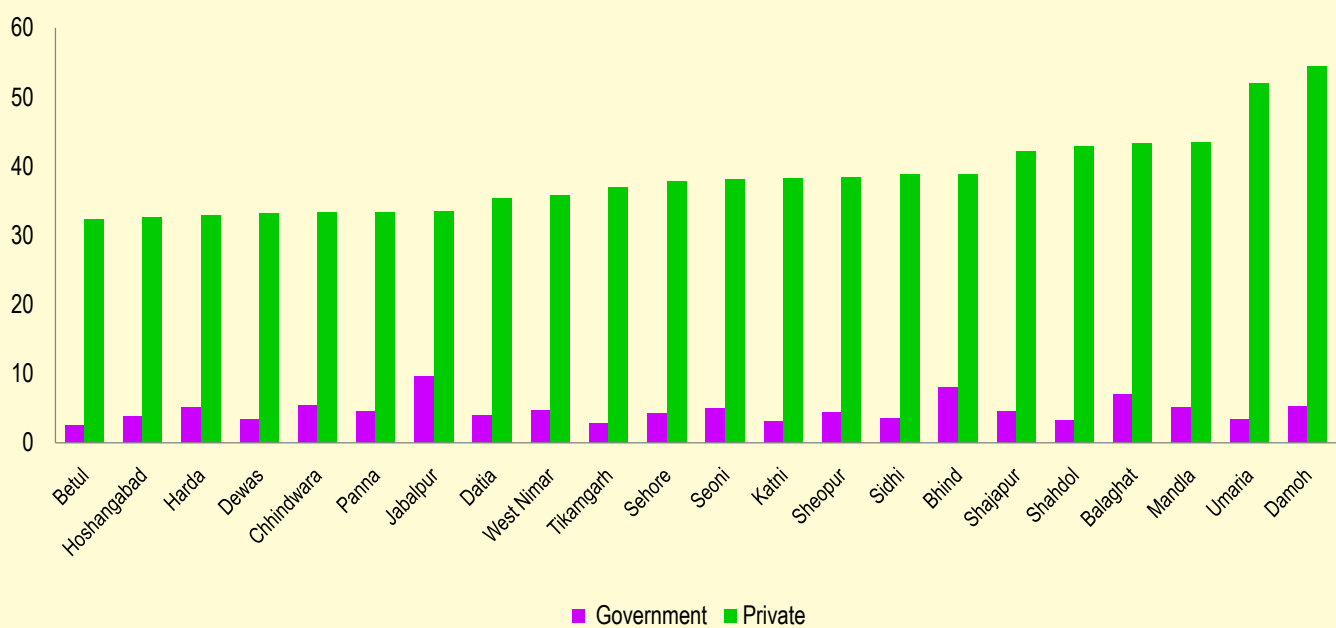
## DELIVERY CARE

State / District	Caesarean out of total delivery taken place in Government Institutions (%)			Caesarean out of total delivery taken place in Private Institutions (%)		
	Total	Rural	Urban	Total	Rural	Urban
1	2	3	4	5	6	7
Madhya Pradesh	5.0	4.1	7.6	31.1	29.1	32.9
Balaghat	7.0	6.6	9.4	43.4	39.4	54.5
Barwani	2.8	2.6	3.6	22.8	22.7	22.9
Betul	2.5	2.3	3.8	32.3	32.0	33.3
Bhind	8.0	9.0	5.9	38.9	40.9	37.2
Bhopal	9.1	5.0	10.2	30.4	30.0	30.4
Chhatarpur	4.2	4.1	5.0	29.0	29.6	27.8
Chhindwara	5.4	5.1	6.3	33.3	34.8	31.1
Damoh	5.2	5.1	5.7	54.5	55.5	50.0
Datia	4.0	2.7	7.9	35.3	27.8	44.1
Dewas	3.4	3.0	4.2	33.1	26.1	39.2
Dhar	3.9	3.7	4.6	31.5	26.9	35.6
Dindori	4.5	4.7	-	60.6	61.3	-
East Nimar	7.2	5.4	13.4	21.2	21.1	21.3
Guna	2.7	2.2	5.1	28.8	20.1	39.3
Gwalior	10.4	5.9	13.3	31.4	25.4	32.6
Harda	5.2	5.1	5.3	32.8	33.5	31.3
Hoshangabad	3.8	3.9	3.8	32.6	32.4	32.8
Indore	8.4	3.0	11.2	31.2	24.7	32.4
Jabalpur	9.6	6.4	13.1	33.4	42.6	31.8
Jhabua	7.0	6.8	8.3	16.2	12.7	38.3
Katni	3.2	2.3	6.4	38.2	39.4	37.5
Mandla	5.1	4.8	7.0	43.5	48.9	29.1
Mandsaur	6.1	5.2	8.9	26.2	24.0	28.8
Morena	3.0	3.1	2.8	26.8	28.5	25.7
Narsimhapur	6.6	6.3	8.6	20.1	18.4	24.5
Neemuch	4.5	3.5	6.5	22.1	17.3	25.0
Panna	4.6	4.0	7.9	33.3	31.5	44.4
Raisen	3.6	3.4	4.5	18.8	15.9	23.4
Rajgarh	6.6	6.0	10.5	31.9	29.0	40.0
Ratlam	5.1	3.2	8.7	26.2	18.8	27.8
Rewa	4.4	3.8	8.7	28.0	21.4	45.7
Sagar	5.1	5.1	5.2	22.7	19.3	27.6
Satna	3.2	3.1	3.3	27.9	24.6	35.9
Sehore	4.3	3.3	8.6	37.8	31.8	44.4
Seoni	4.9	4.9	6.0	38.2	41.5	24.5
Shahdol	3.3	2.5	6.1	42.9	43.2	42.9
Shajapur	4.6	3.9	6.9	42.1	44.1	39.8
Sheopur	4.5	4.4	5.0	38.5	31.5	47.5
Shivpuri	4.9	5.2	3.0	27.8	24.9	33.3
Sidhi	3.6	3.5	4.1	38.9	42.5	26.7
Tikamgarh	2.8	2.5	3.8	36.9	31.5	62.2
Ujjain	3.0	1.4	6.1	31.7	18.0	41.3
Umaria	3.4	3.0	6.0	52.0	58.7	35.6
Vidisha	2.1	1.9	2.6	19.9	18.3	21.4
West Nimar	4.7	4.6	5.2	35.8	36.1	35.1

Madhya Pradesh: Caesarean out of total delivery taken place in Government/Private Institutions (%)



Madhya Pradesh: Caesarean out of total delivery taken place in Government/Private Institutions (%)



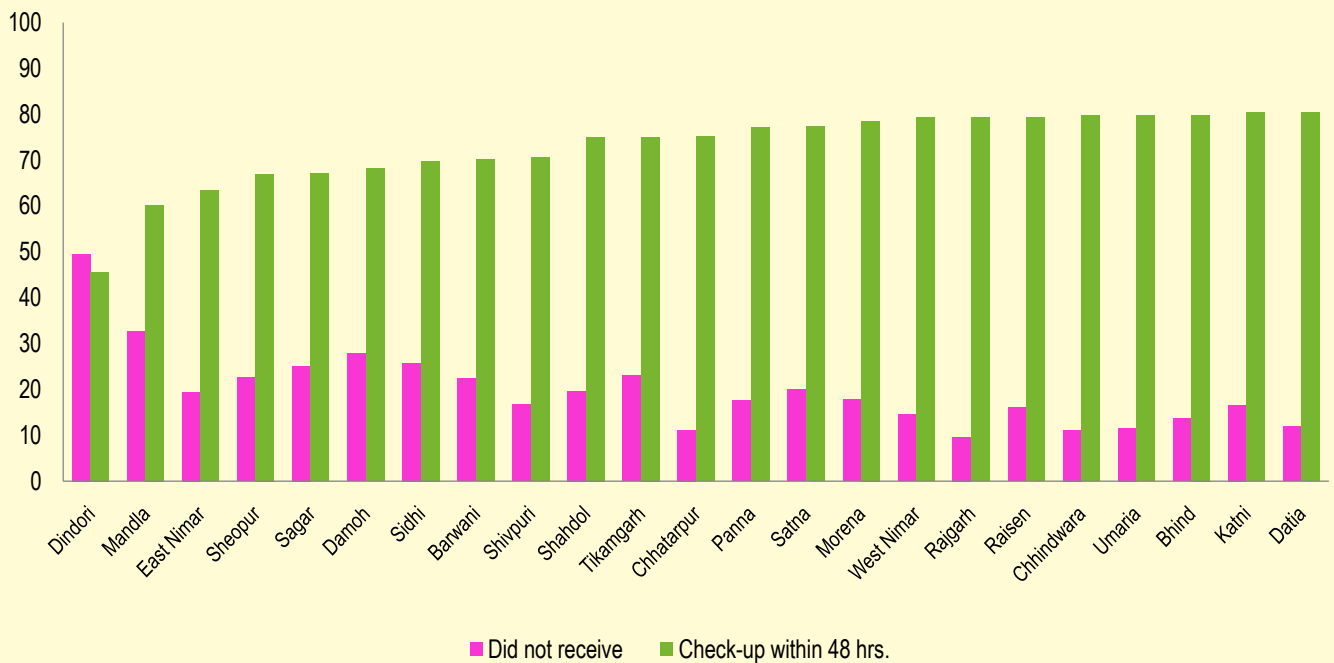
## POST NATAL CARE

State / District	Less than 24 hrs. stay in institution after delivery (%)			Mothers who received Post-natal Check-up within 48 hrs. of delivery (%)			Mothers who received Post-natal Check-up within 1 week of delivery (%)		
	Total	Rural	Urban	Total	Rural	Urban	Total	Rural	Urban
1	2	3	4	5	6	7	8	9	10
Madhya Pradesh	21.8	22.8	19.6	80.5	77.1	89.4	84.8	82.1	91.9
Balaghat	11.6	10.4	18.3	85.7	85.4	87.0	88.4	87.9	90.8
Barwani	44.4	41.1	53.4	70.1	65.9	86.9	75.8	71.8	92.1
Betul	6.4	6.9	3.9	82.4	80.2	93.2	87.1	85.6	95.1
Bhind	17.0	16.2	18.4	79.8	78.0	83.3	85.3	83.7	88.4
Bhopal	15.5	21.8	14.1	90.3	87.6	91.0	92.0	90.5	92.4
Chhatarpur	46.1	47.3	41.1	75.1	74.1	79.0	86.2	85.3	89.8
Chhindwara	9.5	11.1	5.2	79.7	76.9	87.5	86.6	85.1	90.8
Damoh	16.8	17.6	14.4	68.2	63.9	85.9	71.8	68.1	87.2
Datia	22.9	24.4	18.9	80.3	79.7	82.2	86.2	85.8	87.5
Dewas	35.0	36.0	33.0	88.5	86.7	92.5	92.1	90.2	96.2
Dhar	36.1	32.1	49.5	86.3	84.8	92.0	89.2	88.2	93.1
Dindori	3.8	3.9	-	45.6	44.6	-	47.7	46.6	-
East Nimar	37.1	36.9	37.8	63.4	56.5	86.7	77.8	74.2	90.1
Guna	53.1	54.5	47.9	92.4	92.7	91.4	95.3	95.8	93.4
Gwalior	23.4	16.3	27.0	92.3	89.1	93.8	94.0	92.3	94.9
Harda	4.8	4.8	4.8	84.8	82.3	95.5	87.9	85.8	96.9
Hoshangabad	4.0	3.4	5.0	91.3	90.5	92.9	94.4	92.8	97.8
Indore	22.0	27.2	20.0	94.7	96.5	94.1	96.0	97.6	95.4
Jabalpur	11.3	15.3	8.2	86.1	82.6	88.7	87.7	83.7	90.8
Jhabua	33.1	31.8	44.0	82.5	81.2	96.3	84.5	83.2	96.8
Katni	9.1	10.9	3.4	80.3	78.8	85.4	82.8	80.5	90.3
Mandla	17.3	19.5	3.7	60.2	56.9	92.6	64.4	61.0	97.1
Mandsaur	9.1	9.3	8.7	88.2	87.0	91.8	91.0	90.2	93.7
Morena	26.1	26.2	25.9	78.5	75.4	86.8	80.7	78.0	88.2
Narsimhapur	19.3	20.3	13.9	87.4	86.8	90.5	89.8	89.1	93.9
Neemuch	6.2	5.7	6.9	85.5	82.6	90.6	89.8	87.6	93.6
Panna	10.3	11.1	5.9	77.1	76.4	81.6	82.1	80.0	95.2
Raisen	18.0	21.2	7.0	79.4	76.1	92.6	81.6	78.4	94.6
Rajgarh	31.8	32.3	28.8	79.3	77.8	89.7	88.7	87.9	94.0
Ratlam	20.5	23.3	16.5	91.2	89.4	94.0	94.0	93.1	95.5
Rewa	12.9	14.2	4.8	84.9	84.8	85.4	86.4	86.6	85.4
Sagar	17.3	16.2	19.5	67.0	59.1	88.0	74.8	69.3	89.2
Satna	10.0	10.2	9.3	77.4	74.7	85.5	79.2	76.8	86.4
Sehore	31.5	30.6	34.9	82.3	81.2	86.3	89.3	88.0	94.2
Seoni	19.2	20.0	11.5	82.2	80.9	96.0	85.3	84.2	97.2
Shahdol	17.8	17.5	18.5	75.0	72.6	83.1	77.1	74.9	84.3
Shajapur	4.5	3.8	6.6	82.9	84.4	78.9	87.5	88.6	84.4
Sheopur	31.7	33.1	25.1	67.0	63.7	87.0	76.8	74.3	92.2
Shivpuri	27.6	29.1	18.7	70.5	69.7	75.6	80.9	80.6	82.6
Sidhi	7.1	7.2	6.3	69.8	68.7	79.3	73.7	72.9	80.4
Tikamgarh	38.7	41.3	27.8	75.1	71.7	91.3	76.6	72.9	94.5
Ujjain	9.1	9.9	7.8	80.7	76.5	87.8	82.0	78.1	88.5
Umaria	23.7	25.1	16.1	79.7	77.6	92.9	85.9	84.6	94.2
Vidisha	6.9	7.0	6.6	86.3	82.5	96.3	93.7	92.0	98.2
West Nimar	33.4	33.1	34.9	79.2	77.6	89.4	83.8	82.6	91.1

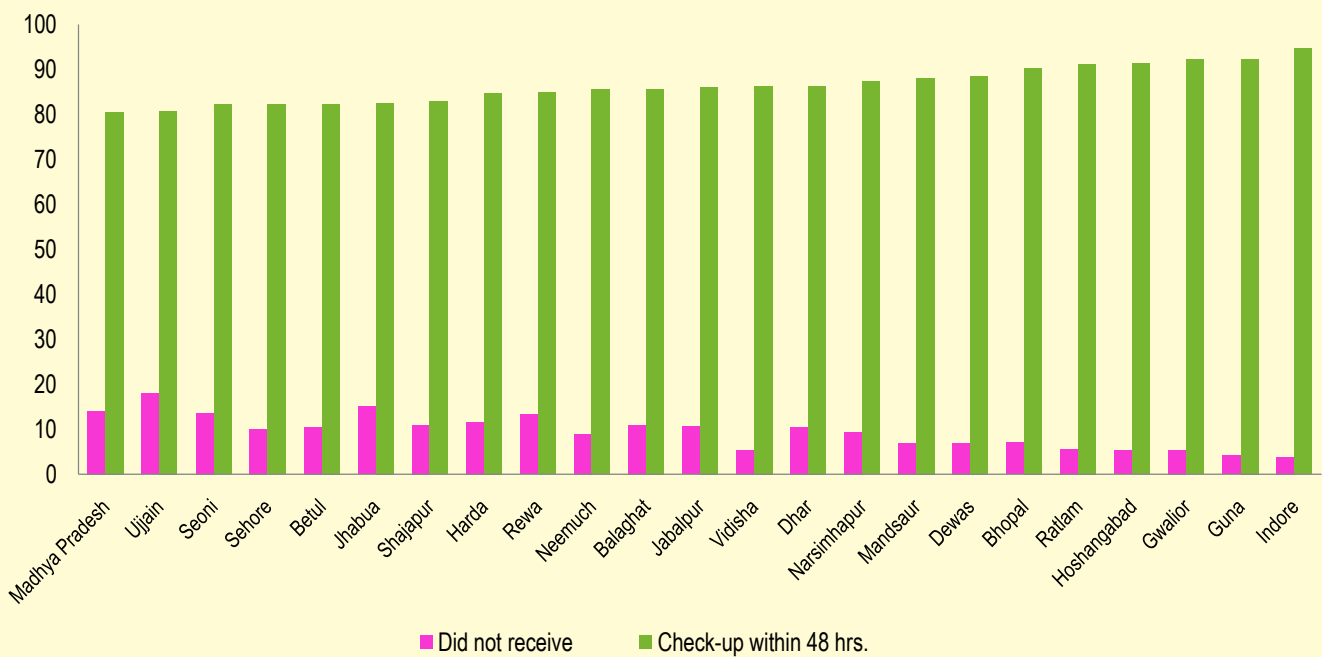
## POST NATAL CARE

State / District	Mothers who did not receive any Post-natal Check-up (%)			New borns who were checked up within 24 hrs. of birth (%)		
	Total	Rural	Urban	Total	Rural	Urban
1	2	3	4	5	6	7
Madhya Pradesh	14.1	16.6	7.4	79.1	75.5	88.7
Balaghat	11.0	11.4	8.7	80.0	79.8	81.0
Barwani	22.4	26.1	7.4	71.3	65.7	93.4
Betul	10.5	11.8	3.8	81.0	78.9	91.7
Bhind	13.6	15.0	10.9	81.1	78.3	86.4
Bhopal	7.1	7.7	6.9	90.1	87.8	90.6
Chhatarpur	11.2	12.4	6.6	77.3	74.2	89.1
Chhindwara	11.1	13.1	5.4	80.5	79.5	83.3
Damoh	27.9	31.6	12.5	69.8	67.4	79.7
Datia	12.0	12.1	11.6	82.5	81.9	84.0
Dewas	6.9	8.5	3.5	89.4	87.1	94.5
Dhar	10.6	11.7	6.4	83.1	81.0	91.0
Dindori	49.5	50.4	-	53.0	52.2	-
East Nimar	19.5	22.7	8.3	68.5	62.3	89.8
Guna	4.2	3.7	6.2	93.2	93.3	93.0
Gwalior	5.5	6.6	4.9	90.2	85.0	92.8
Harda	11.6	13.5	3.1	77.5	74.3	91.7
Hoshangabad	5.3	6.8	2.0	86.4	82.3	95.2
Indore	3.8	2.4	4.4	90.7	90.8	90.7
Jabalpur	10.6	14.0	8.1	81.1	73.2	87.0
Jhabua	15.1	16.3	3.2	78.3	77.1	90.4
Katni	16.6	18.8	9.1	80.8	78.9	87.4
Mandla	32.6	35.9	0.6	56.7	54.1	82.6
Mandsaur	6.9	7.2	5.9	83.9	81.8	90.7
Morena	17.8	20.2	11.2	75.7	71.3	87.1
Narsimhapur	9.4	10.1	5.1	79.1	77.2	90.3
Neemuch	9.0	10.6	6.1	86.8	84.6	90.6
Panna	17.6	19.6	4.8	75.6	73.1	91.5
Raisen	16.0	18.8	4.7	75.1	71.9	88.5
Rajgarh	9.7	10.3	5.4	82.9	81.1	94.5
Ratlam	5.6	6.3	4.5	91.4	89.7	93.9
Rewa	13.3	13.1	14.6	77.7	77.2	81.2
Sagar	25.1	30.5	10.6	69.7	63.4	86.5
Satna	20.0	22.2	13.0	73.4	70.7	81.7
Sehore	10.0	11.3	5.2	81.4	78.9	91.2
Seoni	13.6	14.7	2.3	76.0	74.8	88.7
Shahdol	19.6	21.3	14.1	58.6	54.8	71.5
Shajapur	10.9	10.1	13.3	83.1	83.7	81.5
Sheopur	22.6	25.0	7.5	67.7	64.8	85.6
Shivpuri	16.8	16.9	16.1	82.8	81.1	93.2
Sidhi	25.8	26.6	19.0	56.0	54.0	73.9
Tikamgarh	23.1	26.8	4.9	78.4	76.7	86.5
Ujjain	17.9	21.8	11.5	82.1	80.7	84.4
Umaria	11.6	12.6	5.3	82.0	80.7	90.6
Vidisha	5.3	6.9	1.2	84.0	80.1	94.3
West Nimar	14.5	15.6	7.7	77.4	75.4	89.4

Madhya Pradesh: Mothers by status of receipt of Post-natal Check-up (%)



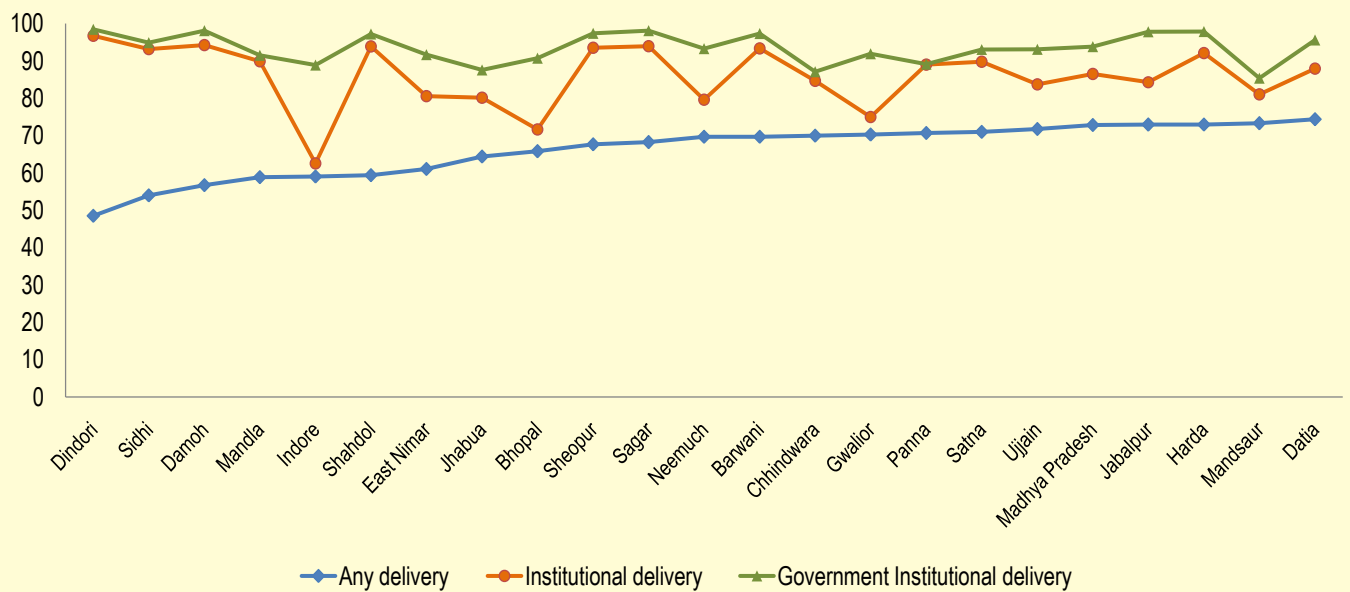
Madhya Pradesh: Mothers by status of receipt of Post-natal Check-up (%)



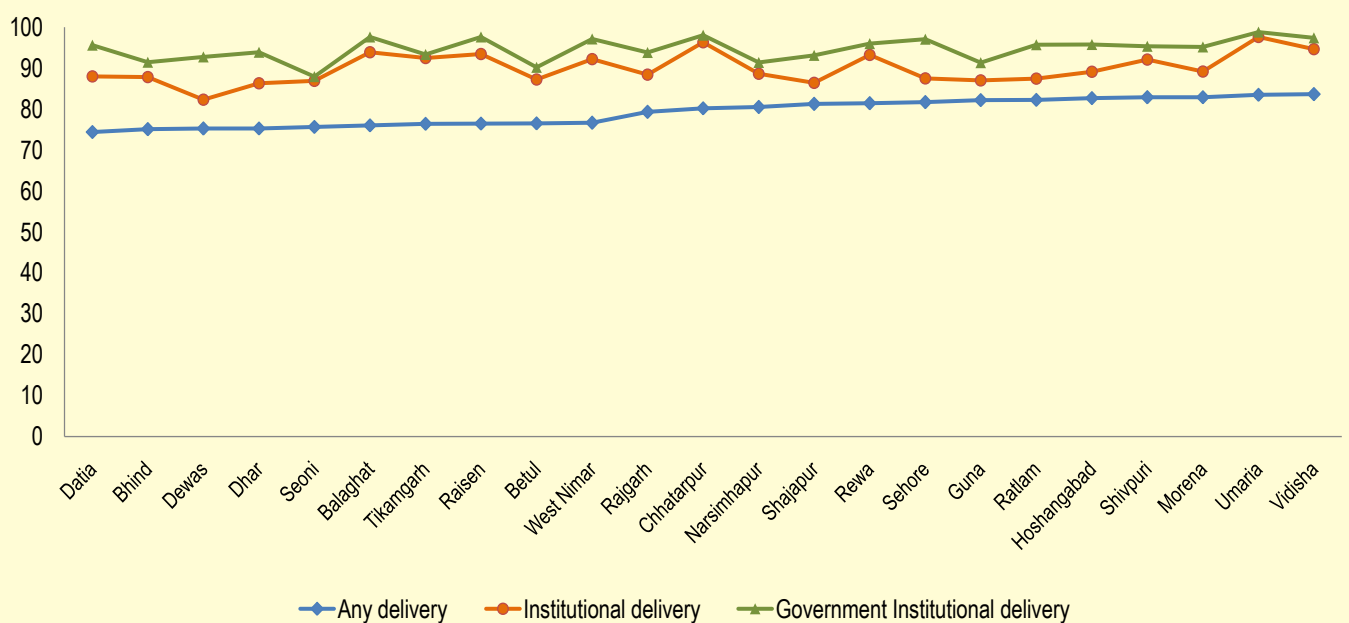
## JANANI SURAKSHA YOJANA (JSY)

State / District	Mothers who availed financial assistance for delivery under JSY (%)			Mothers who availed financial assistance for institutional delivery under JSY (%)			Mothers who availed financial assistance for Government Institutional delivery under JSY (%)		
	Total	Rural	Urban	Total	Rural	Urban	Total	Rural	Urban
1	2	3	4	5	6	7	8	9	10
Madhya Pradesh	72.9	74.3	69.1	86.6	91.2	75.7	93.8	94.5	91.8
Balaghat	76.0	77.0	70.1	93.9	95.5	84.5	97.6	98.0	95.3
Barwani	69.7	64.3	91.5	93.4	93.3	93.4	97.4	97.2	97.9
Betul	76.5	75.9	79.7	87.2	87.8	84.5	90.2	89.0	96.5
Bhind	75.1	77.1	71.2	87.8	92.0	80.1	91.5	94.8	85.0
Bhopal	65.8	76.7	63.3	71.7	88.0	68.1	90.8	94.2	89.9
Chhatarpur	80.2	81.0	77.2	96.3	98.0	89.5	98.1	98.9	94.2
Chhindwara	70.0	67.3	77.7	84.7	84.1	86.3	87.1	85.5	91.9
Damoh	56.8	53.7	69.1	94.3	96.4	88.2	98.1	99.0	95.7
Datia	74.4	76.1	69.9	88.0	90.0	82.6	95.6	95.7	95.2
Dewas	75.2	76.8	71.8	82.3	86.3	74.2	92.7	93.6	90.5
Dhar	75.3	76.0	72.5	86.3	89.0	77.3	93.9	93.8	94.2
Dindori	48.6	48.4	-	96.8	97.2	-	98.5	98.5	-
East Nimar	61.1	59.4	66.8	80.6	82.8	74.5	91.7	91.8	91.5
Guna	82.2	82.1	82.5	87.0	86.3	89.9	91.4	89.5	99.4
Gwalior	70.3	83.2	63.9	75.0	88.2	68.5	91.9	94.7	90.1
Harda	73.0	71.1	80.9	92.1	93.9	85.8	97.9	98.4	96.0
Hoshangabad	82.7	83.6	80.7	89.1	92.4	82.6	95.8	97.6	91.6
Indore	59.1	78.8	52.1	62.6	81.6	55.6	88.9	95.0	85.9
Jabalpur	73.0	81.2	66.8	84.4	97.5	74.3	97.9	99.6	95.9
Jhabua	64.4	64.3	65.3	80.2	81.5	68.8	87.6	87.6	87.9
Katni	88.1	89.6	82.9	95.8	97.9	89.4	98.8	99.0	98.1
Mandla	58.9	56.8	79.6	89.9	90.9	83.6	91.5	91.4	92.5
Mandsaur	73.3	74.3	70.2	81.1	83.1	74.8	85.4	85.8	84.0
Morena	82.9	85.5	75.8	89.2	92.8	79.8	95.2	95.8	93.2
Narsimhapur	80.5	80.4	81.0	88.6	88.9	87.2	91.4	91.1	93.9
Neemuch	69.7	72.9	64.2	79.7	85.0	70.9	93.3	93.4	93.1
Panna	70.7	70.8	70.4	89.0	90.7	79.6	89.2	90.5	81.8
Raisen	76.5	75.4	80.9	93.4	95.2	87.4	97.6	97.7	97.3
Rajgarh	79.3	78.7	83.4	88.4	88.8	86.5	93.9	93.3	97.5
Ratlam	82.3	89.3	71.5	87.4	95.8	75.0	95.7	97.6	92.2
Rewa	81.4	82.3	75.8	93.2	95.2	81.3	96.0	97.2	87.9
Sagar	68.3	63.8	80.2	94.0	96.8	88.5	98.1	97.9	98.6
Satna	71.0	69.3	76.5	89.8	89.4	91.0	93.1	91.4	98.1
Sehore	81.7	84.0	72.8	87.5	91.3	73.9	97.1	97.3	96.3
Seoni	75.7	77.8	53.1	86.9	90.0	57.0	87.9	90.2	60.3
Shahdol	59.4	61.1	53.7	93.9	97.6	82.9	97.2	98.5	92.7
Shajapur	81.2	82.4	78.1	86.4	87.6	83.3	93.1	92.3	95.8
Sheopur	67.7	66.2	76.9	93.5	94.8	87.3	97.4	97.8	95.3
Shivpuri	82.9	83.4	79.6	92.1	93.3	85.4	95.3	95.6	93.7
Sidhi	54.0	55.1	44.0	93.2	95.7	72.3	94.9	96.4	81.4
Tikamgarh	76.4	75.2	82.2	92.5	92.8	91.1	93.3	93.1	94.5
Ujjain	71.8	78.5	60.5	83.7	93.4	68.6	93.1	97.5	84.9
Umaria	83.5	83.4	84.3	97.6	98.5	92.6	98.8	99.0	98.0
Vidisha	83.6	83.2	84.7	94.7	97.7	87.5	97.4	99.1	93.0
West Nimar	76.7	76.3	78.6	92.2	93.3	86.1	97.1	97.3	96.1

Madhya Pradesh: Mothers who availed financial assistance for delivery under JSY (%)



Madhya Pradesh: Mothers who availed financial assistance for delivery under JSY (%)



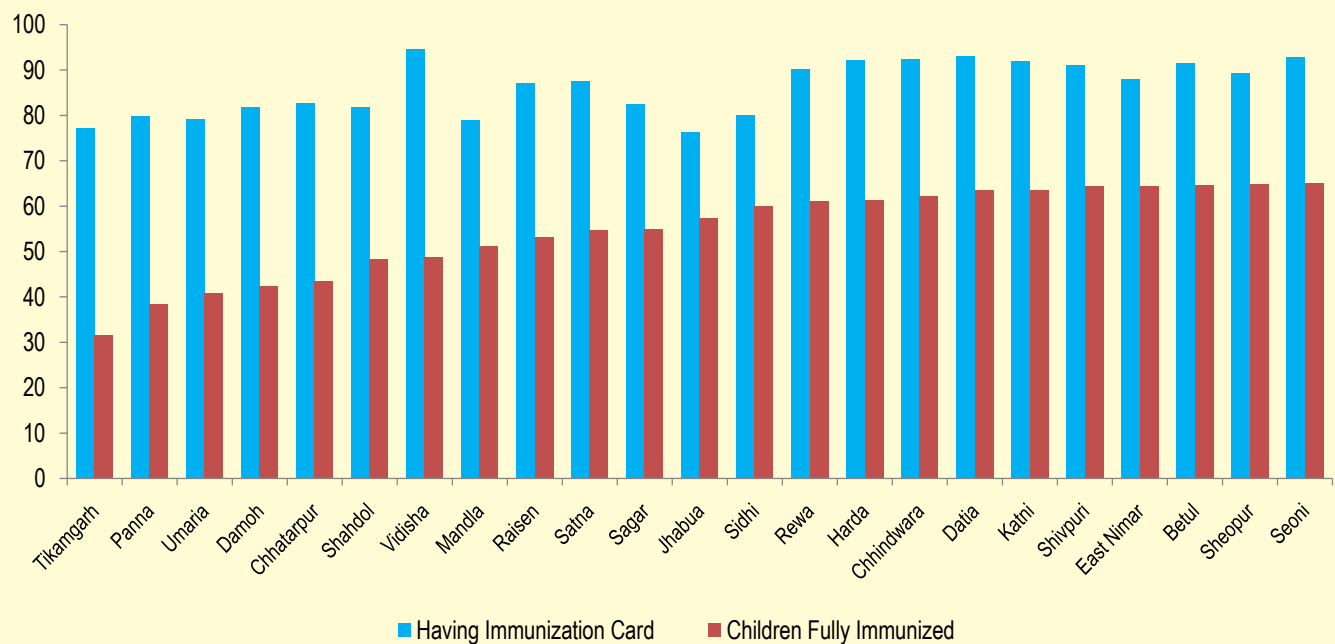


IMMUNIZATION, VITAMIN A & IRON SUPPLEMENT AND BIRTH WEIGHT									
State / District	Children aged 12-23 months having Immunization Card (%)			Children aged 12-23 months who have received BCG (%)			Children aged 12-23 months who have received 3 doses of Polio vaccine (%)		
	Total	Rural	Urban	Total	Rural	Urban	Total	Rural	Urban
1	2	3	4	5	6	7	8	9	10
Madhya Pradesh	90.5	88.3	95.9	95.7	95.1	97.3	77.1	74.9	82.7
Balaghat	98.3	98.3	98.0	97.0	97.3	95.6	87.0	88.3	78.2
Barwani	84.4	80.9	97.8	93.0	91.6	98.4	76.8	73.8	88.3
Betul	91.6	90.2	98.5	96.7	96.7	96.8	75.4	73.9	82.6
Bhind	90.5	89.9	91.7	95.7	95.6	96.0	80.8	79.2	84.2
Bhopal	96.1	93.0	96.8	97.7	97.5	97.8	79.1	89.4	76.4
Chhatarpur	82.8	79.3	96.9	93.6	93.3	94.8	64.3	60.3	80.4
Chhindwara	92.4	90.2	99.2	93.7	92.9	96.2	83.5	83.1	84.9
Damoh	81.9	80.2	88.7	92.5	92.7	91.6	61.2	58.5	71.8
Datia	93.1	93.6	91.9	92.5	92.8	91.9	78.1	77.6	79.2
Dewas	92.0	91.6	93.0	96.2	96.0	96.6	80.2	80.9	79.0
Dhar	92.8	92.1	95.1	97.5	97.6	97.4	78.0	79.7	72.8
Dindori	86.6	86.1	-	94.5	94.3	-	81.4	80.7	-
East Nimar	87.9	86.4	92.9	95.7	95.1	97.4	73.5	72.9	75.7
Guna	84.7	82.1	95.0	96.5	95.7	99.7	73.8	70.1	88.1
Gwalior	97.5	96.0	98.2	98.6	97.7	99.0	81.1	78.5	82.3
Harda	92.2	90.9	98.7	95.2	94.4	98.7	70.5	68.9	78.2
Hoshangabad	95.4	93.5	99.3	97.8	97.0	99.3	78.5	78.4	78.6
Indore	97.7	98.5	97.4	98.1	98.6	97.9	89.1	90.4	88.6
Jabalpur	95.1	92.8	96.3	95.5	93.1	96.8	83.8	80.0	85.7
Jhabua	76.2	74.4	93.0	88.4	87.4	97.5	64.4	61.7	89.2
Katni	92.0	91.8	92.9	98.1	97.8	99.2	73.2	72.5	75.5
Mandla	79.1	77.0	98.3	92.3	91.9	96.1	69.8	68.9	77.9
Mandsaur	92.5	91.0	96.6	95.8	95.2	97.6	80.2	77.1	89.1
Morena	91.0	89.5	95.1	97.7	97.8	97.7	83.8	81.7	89.5
Narsimhapur	97.7	97.5	99.0	96.4	96.2	97.4	83.9	84.3	81.3
Neemuch	96.0	95.6	96.7	97.4	97.6	97.1	80.4	77.6	85.3
Panna	79.8	78.8	87.0	92.9	92.8	93.5	57.5	55.1	74.0
Raisen	87.2	85.5	94.1	95.6	95.0	98.0	77.8	78.2	76.4
Rajgarh	92.4	91.6	97.8	96.7	96.6	97.8	84.5	83.7	89.7
Ratlam	96.5	95.2	98.5	97.7	97.3	98.4	86.2	82.0	92.5
Rewa	90.3	89.9	92.4	97.3	97.0	98.8	78.6	77.4	85.5
Sagar	82.5	79.1	91.7	93.5	92.7	95.5	72.4	70.1	78.6
Satna	87.6	85.3	94.2	95.0	94.2	97.3	71.1	67.6	81.2
Sehore	92.9	92.1	96.5	95.5	94.9	97.9	84.3	84.7	82.4
Seoni	92.8	92.5	96.0	96.9	96.7	100.0	74.9	73.2	95.2
Shahdol	81.9	80.6	86.4	91.9	91.7	92.5	63.7	65.4	58.4
Shajapur	97.2	97.3	96.9	97.8	98.2	96.5	84.3	82.4	89.4
Sheopur	89.3	88.5	95.0	93.6	92.7	99.3	76.8	75.0	88.5
Shivpuri	91.0	90.4	94.5	96.7	96.7	96.9	72.9	70.2	90.2
Sidhi	80.0	78.1	95.2	90.1	89.0	99.2	71.7	71.0	76.8
Tikamgarh	77.2	74.6	89.6	93.3	92.9	95.4	51.2	48.5	64.2
Ujjain	95.2	94.4	96.3	97.2	97.8	96.4	85.7	86.0	85.4
Umaria	79.1	76.6	94.5	87.3	86.3	93.8	61.9	62.4	58.6
Vidisha	94.6	93.9	96.7	96.3	95.9	97.3	64.9	63.4	69.2
West Nimar	95.2	94.6	98.0	98.6	98.5	99.2	78.8	78.2	82.2

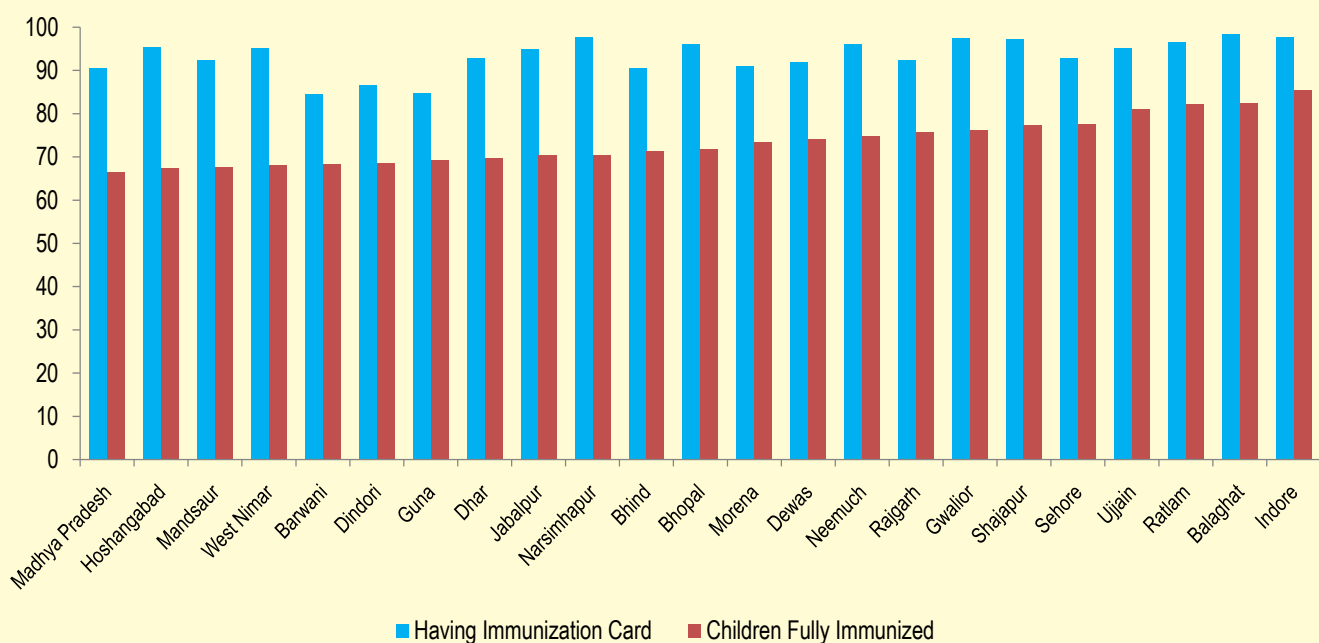
## IMMUNIZATION, VITAMIN A &amp; IRON SUPPLEMENT AND BIRTH WEIGHT

State / District	Children aged 12-23 months who have received 3 doses of DPT vaccine(%)			Children aged 12-23 months who have received Measles vaccine (%)			Children aged 12-23 months Fully Immunized (%)		
	Total	Rural	Urban	Total	Rural	Urban	Total	Rural	Urban
1	2	3	4	5	6	7	8	9	10
Madhya Pradesh	76.3	74.1	81.8	85.4	83.7	89.8	66.4	63.5	73.8
Balaghat	90.9	93.5	74.4	94.5	95.0	91.5	82.5	85.2	64.8
Barwani	76.1	73.2	87.1	82.2	79.6	92.2	68.3	64.6	82.5
Betul	77.0	77.4	75.2	94.0	93.9	94.6	64.7	63.8	69.1
Bhind	79.4	79.1	79.9	82.8	81.7	85.3	71.3	69.3	75.7
Bhopal	81.8	89.3	79.8	85.5	94.0	83.3	71.9	88.2	67.7
Chhatarpur	64.6	60.5	81.1	73.2	70.1	85.6	43.5	37.0	70.1
Chhindwara	66.4	68.6	59.6	90.8	89.8	93.8	62.2	63.7	57.7
Damoh	59.2	55.5	73.5	77.1	76.0	81.2	42.4	39.9	52.1
Datia	76.9	77.2	76.1	75.4	73.5	80.0	63.5	61.4	68.6
Dewas	79.1	81.3	74.6	87.5	87.6	87.2	74.1	76.3	69.6
Dhar	85.9	85.5	87.4	80.7	80.3	81.9	69.8	70.8	66.8
Dindori	76.8	76.1	-	90.9	90.6	-	68.6	67.6	-
East Nimar	73.7	71.7	80.2	80.9	78.7	88.0	64.5	63.2	68.8
Guna	73.9	70.2	88.4	87.1	86.4	89.7	69.2	66.5	79.8
Gwalior	85.4	79.2	88.5	90.5	91.5	90.1	76.3	73.8	77.5
Harda	72.7	72.5	73.6	88.5	88.1	90.6	61.3	60.8	63.7
Hoshangabad	76.2	81.1	65.6	95.0	93.4	98.3	67.4	70.5	61.0
Indore	88.3	88.9	88.1	94.0	89.1	95.7	85.5	81.1	87.0
Jabalpur	79.7	76.9	81.1	87.5	81.4	90.7	70.5	63.3	74.2
Jhabua	62.6	60.0	86.6	75.3	73.4	92.4	57.4	54.5	84.1
Katni	80.9	79.7	84.4	90.0	89.0	93.4	63.6	63.3	64.4
Mandla	62.2	61.0	74.5	79.2	78.2	88.7	51.3	49.7	66.2
Mandsaur	74.5	73.7	76.9	83.3	80.7	90.9	67.5	65.9	72.2
Morena	84.9	82.0	92.5	82.1	80.5	86.4	73.4	70.2	82.0
Narsimhapur	77.5	78.9	68.4	90.5	90.2	92.7	70.5	71.8	62.2
Neemuch	79.7	77.7	83.2	89.8	88.8	91.5	74.7	71.7	80.0
Panna	63.2	61.2	76.6	70.8	71.2	67.5	38.4	37.2	46.8
Raisen	64.8	63.4	70.4	86.7	85.9	89.7	53.2	53.8	50.7
Rajgarh	81.4	80.4	88.6	87.0	86.0	94.1	75.9	74.5	84.9
Ratlam	86.0	82.9	90.9	93.1	91.8	95.1	82.2	78.7	87.6
Rewa	73.7	73.0	77.9	86.6	86.0	90.1	61.1	59.5	70.3
Sagar	73.2	68.5	86.2	77.1	74.0	85.7	55.0	49.8	69.3
Satna	66.1	62.8	75.4	82.8	80.7	88.6	54.7	50.1	67.5
Sehore	84.7	84.6	85.2	88.0	86.7	93.3	77.6	77.5	78.2
Seoni	75.9	74.3	94.4	91.0	90.7	93.5	65.1	63.5	83.9
Shahdol	58.9	61.1	51.9	83.0	83.2	82.2	48.3	50.9	39.7
Shajapur	82.7	80.7	88.0	91.0	91.3	90.0	77.4	75.0	84.1
Sheopur	73.9	71.9	87.1	75.2	73.1	88.9	64.9	62.5	80.6
Shivpuri	79.2	77.5	90.5	82.6	81.9	86.8	64.3	61.8	81.0
Sidhi	68.4	67.3	76.8	78.6	77.5	87.2	60.1	59.1	68.0
Tikamgarh	53.7	50.7	68.2	59.0	54.9	78.6	31.5	27.9	48.6
Ujjain	82.5	84.2	80.1	92.6	93.6	91.1	81.1	82.5	79.1
Umaria	47.6	47.3	49.3	79.0	77.3	89.3	40.8	41.1	39.0
Vidisha	68.4	69.1	66.7	87.6	86.1	91.6	48.9	48.7	49.3
West Nimar	83.2	82.4	87.7	86.7	86.7	86.9	68.1	67.2	72.8

Madhya Pradesh: Children aged 12-23 months having Immunization Card vs. Fully Immunized (%)



Chhattisgarh: Children aged 12-23 months having Immunization Card vs. Fully Immunized (%)

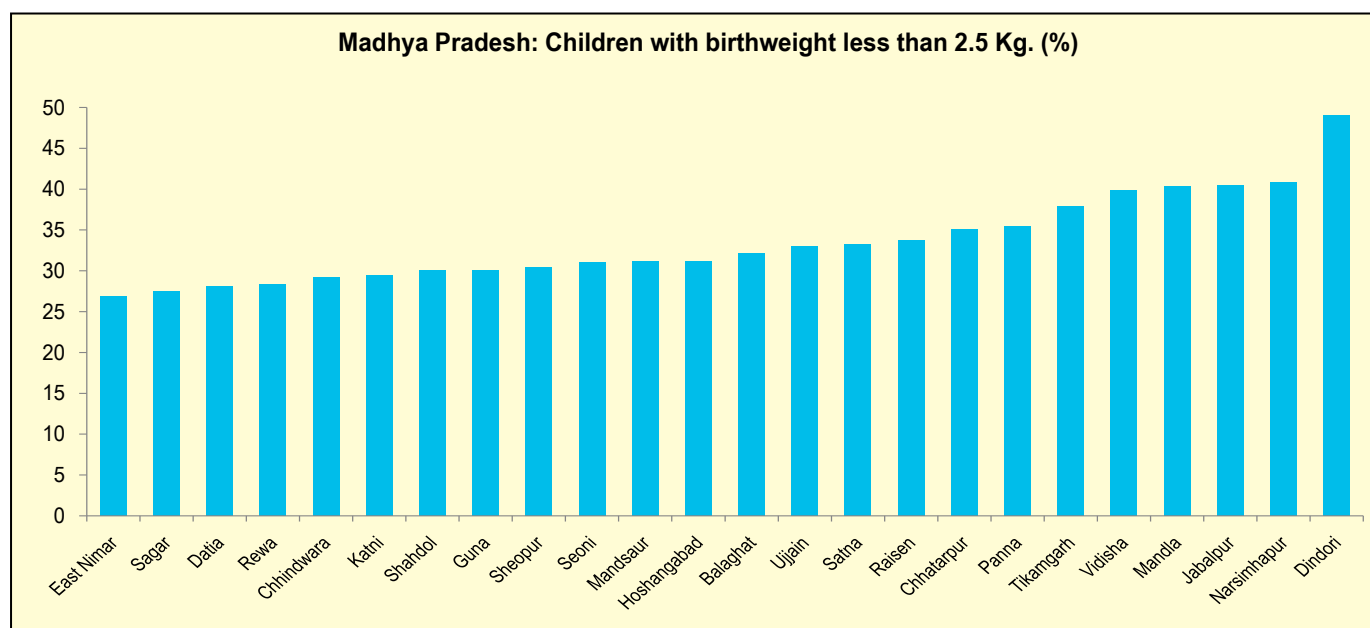
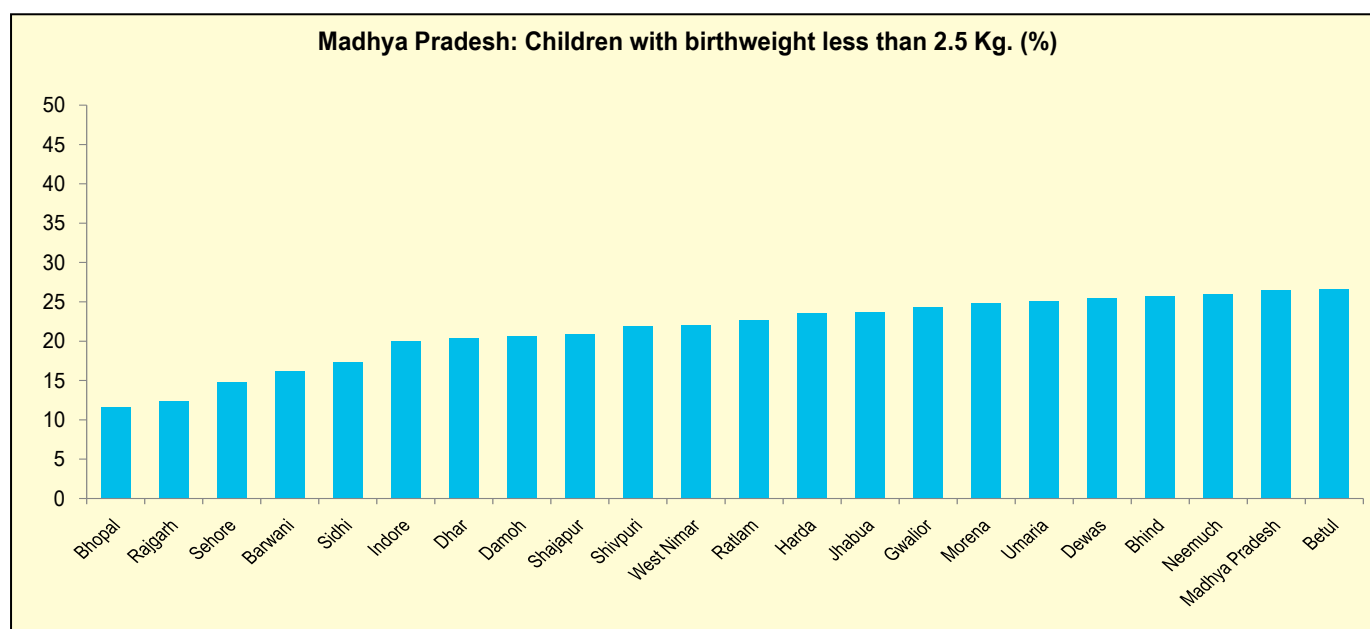
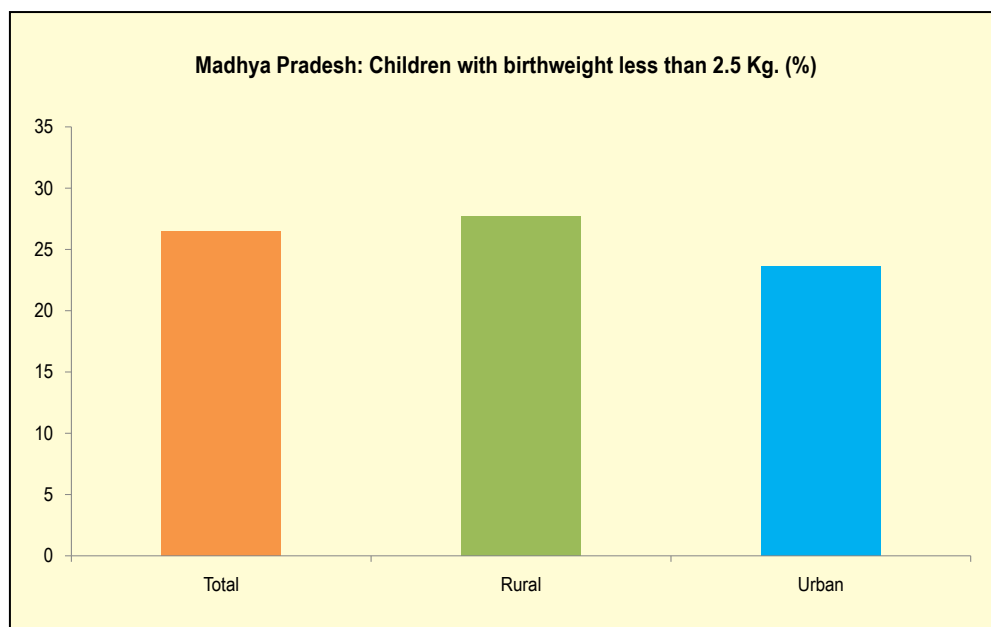


## IMMUNIZATION, VITAMIN A &amp; IRON SUPPLEMENT AND BIRTH WEIGHT

State / District	Children who have received Polio dose at birth (%)			Children who did not receive any vaccination (%)			Children (aged 6-35 months) who received at least one Vitamin A dose during last six months (%)		
	Total	Rural	Urban	Total	Rural	Urban	Total	Rural	Urban
1	2	3	4	5	6	7	8	9	10
Madhya Pradesh	87.1	85.0	92.4	3.6	4.1	2.4	58.1	56.3	62.7
Balaghat	89.9	90.4	86.3	2.8	2.6	4.4	74.5	74.3	75.8
Barwani	82.2	78.8	95.2	4.2	5.0	1.2	53.7	52.5	58.4
Betul	88.2	86.9	94.6	3.0	2.9	3.2	71.3	73.1	62.3
Bhind	89.2	88.8	90.1	3.4	3.4	3.5	51.9	49.6	56.8
Bhopal	92.9	94.4	92.5	2.1	2.5	2.0	76.2	78.2	75.6
Chhatarpur	82.6	81.0	89.0	4.7	4.8	4.5	41.4	41.8	39.9
Chhindwara	85.4	83.3	91.9	5.2	5.6	3.8	77.3	82.8	59.6
Damoh	70.0	66.0	85.8	6.2	5.9	7.1	45.7	44.2	51.8
Datia	87.6	86.6	90.1	6.2	5.5	7.8	45.1	44.1	47.5
Dewas	91.5	91.1	92.3	2.7	2.7	2.7	62.8	63.0	62.5
Dhar	88.8	87.2	93.7	2.3	2.2	2.3	63.6	63.3	64.5
Dindori	68.9	68.2	-	3.8	4.0	-	65.9	65.8	-
East Nimar	84.9	82.6	92.5	3.4	3.9	2.1	50.2	49.5	52.5
Guna	93.1	92.8	94.0	3.0	3.7	0.0	48.7	47.3	54.0
Gwalior	94.2	90.9	95.8	0.9	1.7	0.5	57.5	56.1	58.1
Harda	87.0	85.1	95.9	4.4	5.0	1.3	62.4	60.8	70.6
Hoshangabad	92.5	91.0	95.9	1.9	2.6	0.5	64.3	62.9	67.3
Indore	91.9	91.4	92.0	1.7	1.3	1.8	79.9	80.7	79.6
Jabalpur	91.2	86.1	93.8	4.3	6.9	2.9	67.0	72.8	64.0
Jhabua	79.3	77.7	93.6	10.9	11.9	1.9	43.5	41.5	61.1
Katni	89.0	88.1	91.8	1.4	1.7	0.5	51.5	47.5	63.9
Mandla	72.9	70.8	93.1	6.8	7.1	3.9	61.5	62.0	56.3
Mandsaur	87.9	86.0	93.2	3.9	4.6	2.2	67.6	63.8	78.3
Morena	95.4	95.5	95.3	1.5	1.5	1.4	53.1	52.7	54.1
Narsimhapur	86.9	86.4	89.6	3.5	3.6	2.6	62.8	63.6	58.0
Neemuch	92.1	91.8	92.5	2.2	2.0	2.5	66.0	68.5	61.7
Panna	81.9	80.6	90.9	6.2	6.2	6.5	35.4	33.8	46.8
Raisen	84.2	81.1	96.6	3.8	4.3	2.0	61.8	63.7	54.2
Rajgarh	88.1	87.2	94.5	2.7	2.8	1.8	55.9	56.0	55.5
Ratlam	93.3	92.1	95.2	2.1	2.7	1.1	68.0	66.7	69.9
Rewa	90.1	89.5	93.6	2.0	2.2	1.2	54.6	52.2	69.2
Sagar	77.4	72.3	91.4	5.2	5.5	4.5	45.5	45.8	44.8
Satna	82.0	80.2	87.0	3.4	3.7	2.5	39.5	42.0	32.7
Sehore	86.8	85.2	93.7	4.3	4.9	2.1	53.1	50.6	63.4
Seoni	82.6	81.7	93.5	2.6	2.8	0.0	68.9	67.6	83.9
Shahdol	75.9	74.4	80.8	8.1	8.3	7.5	51.5	51.6	50.9
Shajapur	93.3	93.7	92.4	1.9	1.5	3.1	71.5	69.8	75.9
Sheopur	79.8	77.8	92.5	4.7	5.3	0.4	40.2	35.8	69.2
Shivpuri	89.0	88.3	93.6	2.8	2.8	2.5	48.5	46.8	59.2
Sidhi	80.9	79.6	91.2	9.1	10.1	0.8	57.2	57.0	59.2
Tikamgarh	84.6	84.3	85.5	5.7	5.9	4.6	31.7	29.7	41.6
Ujjain	91.0	90.7	91.4	2.5	1.8	3.6	48.1	47.6	48.7
Umariya	82.3	81.0	90.0	10.9	11.7	6.2	50.0	48.7	57.9
Vidisha	89.2	86.9	95.3	3.2	3.4	2.5	71.0	74.9	60.4
West Nimar	89.5	89.3	90.1	0.8	0.8	0.7	59.9	59.2	63.7

## IMMUNIZATION, VITAMIN A &amp; IRON SUPPLEMENT AND BIRTH WEIGHT

State / District	Children (aged 6-35 months) who received IFA tablets/syrup during last 3 months (%)			Children whose birth weight was taken (%)			Children with birth weight less than 2.5 Kg. (%)		
	Total	Rural	Urban	Total	Rural	Urban	Total	Rural	Urban
1	2	3	4	5	6	7	8	9	10
Madhya Pradesh	29.1	29.1	29.3	75.5	72.2	84.4	26.5	27.7	23.6
Balaghat	41.2	39.8	50.5	90.9	91.0	90.8	32.1	32.5	29.8
Barwani	29.9	27.9	37.6	74.4	69.0	96.9	16.2	16.8	14.4
Betul	52.5	54.1	44.9	81.2	80.6	84.4	26.6	26.9	25.3
Bhind	21.7	19.9	25.3	70.6	68.2	75.4	25.8	30.3	17.9
Bhopal	33.1	33.9	32.9	90.3	81.9	92.3	11.6	10.3	11.9
Chhatarpur	23.5	27.2	8.6	56.8	54.7	65.3	35.1	38.1	14.9
Chhindwara	43.6	44.1	42.0	72.3	70.6	77.5	29.3	25.0	39.7
Damoh	20.0	20.5	17.8	53.7	48.8	73.9	20.6	23.1	12.7
Datia	19.9	21.0	17.4	74.6	73.7	77.0	28.1	27.2	30.6
Dewas	19.6	18.1	22.5	80.7	78.5	85.7	25.5	28.2	19.9
Dhar	22.8	22.9	22.3	83.2	81.1	91.3	20.4	19.8	22.4
Dindori	28.4	27.9	-	63.2	62.6	-	49.1	49.6	-
East Nimar	27.7	27.7	27.7	70.7	66.7	84.6	26.9	26.2	29.2
Guna	28.8	28.2	30.8	73.1	70.1	84.9	30.1	32.7	22.3
Gwalior	31.5	32.4	31.0	86.0	82.8	87.7	24.4	22.7	25.2
Harda	39.1	36.3	53.0	82.2	79.7	93.6	23.6	22.1	28.4
Hoshangabad	39.5	40.2	38.0	87.4	87.9	86.3	31.2	32.4	28.0
Indore	29.8	37.8	27.0	93.5	94.0	93.3	20.0	26.7	17.5
Jabalpur	22.1	24.0	21.1	83.0	80.6	84.8	40.4	48.5	34.6
Jhabua	33.7	32.9	41.4	75.2	73.8	90.1	23.8	24.3	19.6
Katni	20.4	22.4	14.0	76.9	76.2	79.3	29.4	30.1	27.3
Mandla	34.4	33.2	45.9	58.4	55.7	86.0	40.4	40.6	39.2
Mandsaur	31.0	25.0	48.1	82.7	81.5	86.5	31.2	33.1	25.6
Morena	29.0	29.4	28.1	72.9	73.5	71.1	24.8	24.9	24.5
Narsimhapur	36.3	35.7	39.9	86.8	85.7	93.3	40.8	41.9	34.9
Neemuch	29.5	28.8	30.7	78.9	74.2	86.9	26.0	27.9	23.3
Panna	34.8	34.3	38.3	59.5	58.7	65.2	35.5	36.2	31.3
Raisen	32.0	30.1	39.4	76.4	74.8	83.4	33.7	35.5	26.0
Rajgarh	25.5	25.2	27.6	85.2	83.7	95.0	12.4	12.2	13.6
Ratlam	36.3	36.7	35.6	86.9	89.7	82.5	22.6	22.8	22.3
Rewa	32.1	32.2	31.4	69.7	67.7	83.5	28.4	25.1	48.4
Sagar	18.5	19.5	15.5	54.2	46.8	75.0	27.5	30.0	24.2
Satna	25.8	25.8	25.9	61.2	57.6	72.0	33.3	31.8	36.1
Sehore	29.9	30.6	27.1	78.8	79.2	77.1	14.8	14.9	14.7
Seoni	30.6	30.0	37.1	77.9	77.6	81.8	31.1	31.2	29.5
Shahdol	26.4	25.8	28.5	64.9	62.1	73.9	30.1	28.2	35.4
Shajapur	20.7	19.3	24.6	89.6	87.8	94.2	20.9	22.1	18.1
Sheopur	13.9	14.4	10.8	67.5	64.9	83.7	30.4	30.2	31.2
Shivpuri	28.3	27.8	31.9	82.8	81.8	89.6	21.9	22.2	19.6
Sidhi	20.1	18.1	36.8	66.3	64.9	77.6	17.3	18.0	13.3
Tikamgarh	19.9	22.2	8.7	56.4	54.0	67.9	37.9	38.5	35.3
Ujjain	21.7	16.9	28.5	66.6	63.3	72.2	33.0	36.0	28.4
Umaria	46.8	47.1	45.5	68.9	67.4	78.6	25.0	24.5	27.7
Vidisha	39.8	41.5	35.1	75.4	70.1	90.2	39.8	40.1	39.0
West Nimar	35.6	34.7	40.5	82.4	80.8	91.9	22.0	22.6	19.0



## CHILDHOOD DISEASES

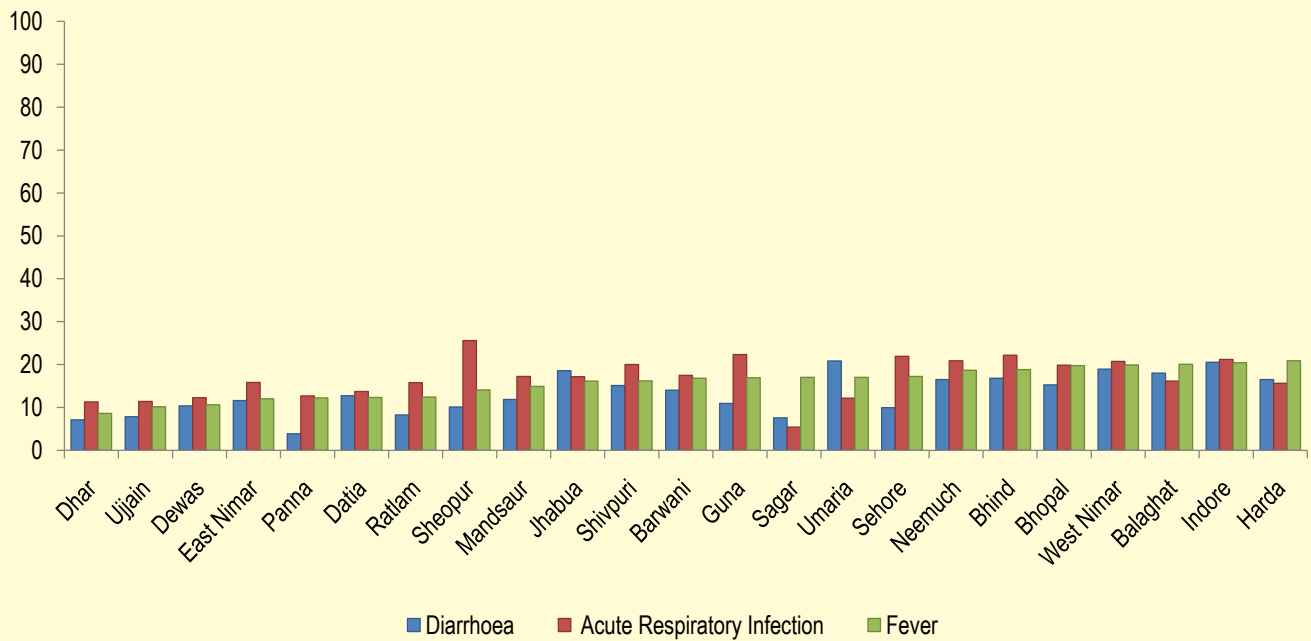
State / District	Children suffering from Diarrhoea (%)			Children suffering from Diarrhoea who received HAF/ORS/ORT and ZINC (%)			Children suffering from Acute Respiratory Infection (%)		
	Total	Rural	Urban	Total	Rural	Urban	Total	Rural	Urban
1	2	3	4	5	6	7	8	9	10
Madhya Pradesh	16.4	16.8	15.3	95.6	95.6	95.7	19.2	19.4	18.7
Balaghat	18.0	16.6	26.8	84.0	91.4	55.0	16.2	17.4	8.7
Barwani	14.1	12.6	19.5	96.0	94.4	100.0	17.5	15.2	26.5
Betul	8.6	8.9	6.7	92.9	91.8	100.0	17.9	21.0	2.1
Bhind	16.8	15.9	18.6	97.1	96.3	98.3	22.2	22.2	22.2
Bhopal	15.3	12.2	16.1	95.8	87.5	97.5	19.9	19.4	20.0
Chhatarpur	13.7	16.0	2.8	97.4	97.3	100.0	16.2	16.0	17.2
Chhindwara	22.5	27.9	8.9	95.0	95.1	93.8	33.3	31.9	36.7
Damoh	15.3	17.9	5.4	95.2	95.6	90.0	13.4	14.9	7.6
Datia	12.7	14.0	9.7	94.5	92.9	100.0	13.7	16.5	7.0
Dewas	10.4	10.2	10.7	94.8	93.7	97.5	12.3	11.2	14.9
Dhar	7.1	7.6	5.3	98.3	97.9	100.0	11.3	13.2	4.4
Dindori	16.3	16.1	-	99.6	99.6	-	22.1	22.1	-
East Nimar	11.6	12.7	7.7	90.9	90.3	94.4	15.8	17.5	9.8
Guna	11.0	11.1	10.5	93.2	92.8	94.7	22.4	24.5	14.4
Gwalior	23.3	30.6	20.0	97.7	97.6	97.9	26.2	37.7	21.1
Harda	16.5	18.5	5.1	91.5	91.1	100.0	15.6	17.4	5.6
Hoshangabad	7.5	5.4	12.9	98.4	97.0	100.0	10.5	10.6	10.3
Indore	20.5	24.6	18.9	96.6	98.3	95.8	21.2	25.1	19.6
Jabalpur	17.4	19.0	16.3	95.9	97.3	94.7	17.3	3.5	27.2
Jhabua	18.6	19.7	5.9	96.9	96.9	100.0	17.2	17.8	10.6
Katni	5.0	4.4	7.1	96.8	95.2	100.0	13.4	13.2	14.3
Mandla	13.1	12.1	22.3	94.1	94.3	93.1	47.1	47.6	42.3
Mandsaur	11.9	12.1	11.3	99.1	98.8	100.0	17.2	15.9	21.8
Morena	32.9	34.6	28.4	92.6	91.3	96.8	43.1	42.4	45.0
Narsimhapur	6.1	5.5	10.2	92.1	95.2	80.0	20.5	18.3	36.7
Neemuch	16.5	13.0	22.7	97.1	96.3	97.8	20.9	17.5	26.9
Panna	3.9	4.3	1.0	100.0	100.0	100.0	12.7	8.3	43.0
Raisen	10.7	10.6	11.2	82.7	78.3	100.0	5.7	5.6	6.0
Rajgarh	20.5	21.5	13.3	96.4	96.0	100.0	12.6	12.0	16.3
Ratlam	8.2	6.9	10.6	100.0	100.0	100.0	15.8	14.8	17.5
Rewa	20.0	14.4	54.8	98.6	97.7	100.0	24.4	24.9	21.2
Sagar	7.6	6.6	10.1	96.4	96.8	95.8	5.5	5.4	5.5
Satna	7.1	9.5	0.0	98.2	98.2	0.0	15.2	16.0	12.7
Sehore	10.0	9.5	12.1	93.8	94.2	92.3	21.9	22.6	18.7
Seoni	38.8	42.0	4.3	97.8	97.8	100.0	37.2	39.5	13.0
Shahdol	47.1	52.0	31.0	97.6	97.6	97.5	12.7	12.0	14.7
Shajapur	22.3	19.7	30.1	97.3	97.7	96.4	22.7	20.4	29.3
Sheopur	10.1	9.5	14.1	91.1	91.1	90.9	25.6	25.9	23.7
Shivpuri	15.1	15.7	9.8	92.7	92.2	100.0	20.0	20.9	11.8
Sidhi	21.2	23.7	0.0	94.4	94.4	0.0	19.9	22.3	0.0
Tikamgarh	18.8	19.1	17.5	96.9	97.8	92.0	13.9	12.4	21.0
Ujjain	7.9	5.7	11.6	92.4	86.8	97.2	11.4	8.5	16.4
Umaria	20.8	22.4	12.1	91.1	92.2	79.2	12.2	11.3	17.2
Vidisha	42.9	51.6	16.4	96.2	98.7	71.9	27.5	32.0	13.8
West Nimar	18.9	17.8	25.6	99.1	98.9	100.0	20.7	20.2	24.0



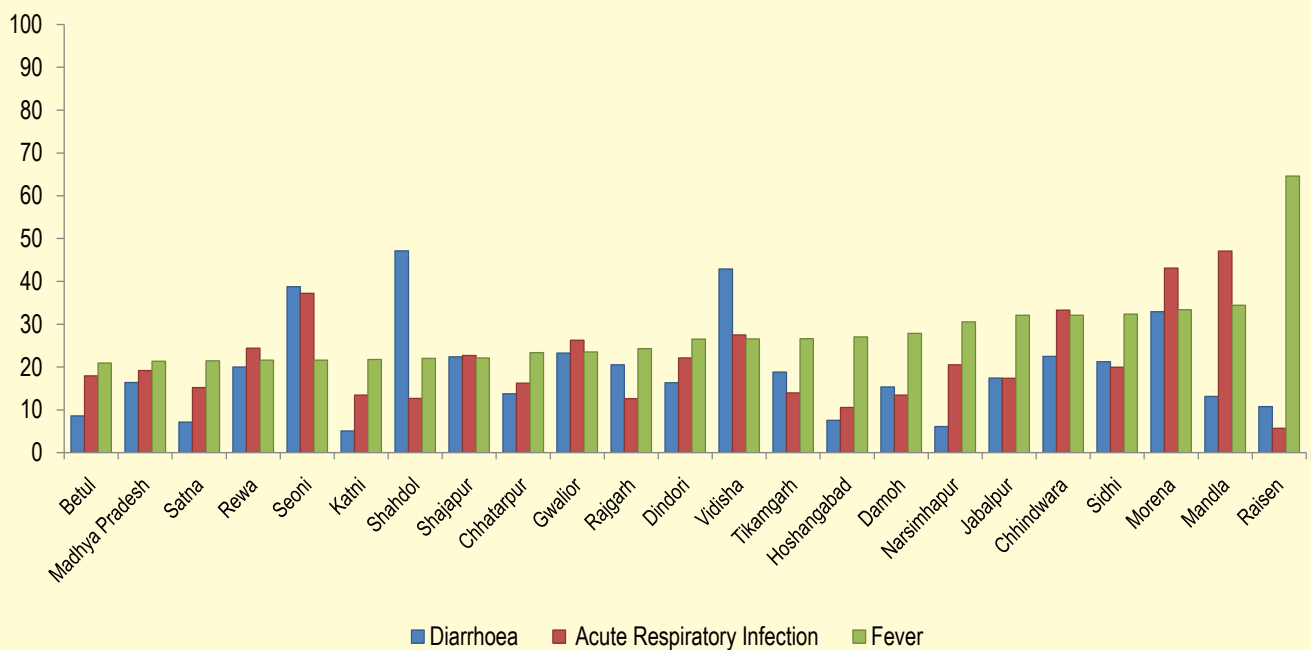
## CHILDHOOD DISEASES

State / District	Children suffering from Acute Respiratory Infection who sought treatment (%)			Children suffering from Fever (%)			Children suffering from Fever who sought treatment (%)		
	Total	Rural	Urban	Total	Rural	Urban	Total	Rural	Urban
1	2	3	4	5	6	7	8	9	10
Madhya Pradesh	94.5	93.7	96.9	21.3	21.9	19.7	95.1	95.0	95.6
Balaghat	93.0	93.7	84.6	20.1	20.5	17.4	95.8	95.2	100.0
Barwani	100.0	100.0	100.0	16.8	15.8	20.6	95.2	93.6	100.0
Betul	84.9	84.6	100.0	20.9	24.6	2.1	96.4	96.7	75.0
Bhind	97.1	95.9	99.3	18.8	16.6	23.0	92.4	95.7	88.0
Bhopal	99.6	100.0	99.5	19.8	17.9	20.3	98.4	100.0	98.0
Chhatarpur	76.7	71.4	100.0	23.4	26.7	7.6	96.1	96.4	90.9
Chhindwara	71.2	66.2	81.8	32.1	34.7	25.6	94.6	94.9	93.5
Damoh	97.5	100.0	78.6	27.9	33.4	6.5	94.8	94.9	91.7
Datia	99.0	98.8	100.0	12.3	13.9	8.6	91.7	91.1	93.8
Dewas	99.6	99.3	100.0	10.6	10.1	12.0	96.6	97.1	95.6
Dhar	98.9	98.8	100.0	8.7	9.9	3.9	98.6	98.4	100.0
Dindori	94.7	94.5	-	26.5	26.1	-	92.3	92.2	-
East Nimar	99.6	99.5	100.0	12.0	13.5	6.8	97.2	96.8	100.0
Guna	95.3	94.5	100.0	16.9	17.8	13.8	97.2	96.6	100.0
Gwalior	99.6	99.0	100.0	23.5	32.0	19.7	97.0	95.8	97.8
Harda	80.9	79.8	100.0	20.9	20.5	23.5	97.6	97.5	97.8
Hoshangabad	93.4	90.8	100.0	27.0	15.0	56.9	98.2	97.8	98.5
Indore	99.8	100.0	99.6	20.4	22.4	19.6	98.2	99.1	97.8
Jabalpur	98.6	100.0	98.4	32.1	35.0	30.0	89.3	98.8	81.4
Jhabua	99.3	99.2	100.0	16.2	17.1	5.9	95.3	95.1	100.0
Katni	90.9	98.9	66.7	21.7	14.6	45.2	95.7	91.7	100.0
Mandla	80.1	78.4	98.2	34.4	35.6	23.1	91.4	91.8	86.7
Mandsaur	99.4	99.1	100.0	14.9	14.3	16.9	95.4	93.8	100.0
Morena	98.7	99.1	98.0	33.4	33.1	33.9	96.5	95.1	100.0
Narsimhapur	97.7	97.1	100.0	30.6	32.4	17.3	92.6	92.9	88.2
Neemuch	99.2	98.4	100.0	18.7	14.8	25.4	92.6	98.7	86.5
Panna	99.0	100.0	97.7	12.3	9.1	34.0	89.4	85.2	97.1
Raisen	100.0	100.0	100.0	64.6	71.7	35.3	98.9	98.7	100.0
Rajgarh	98.8	98.6	100.0	24.3	22.9	33.3	92.2	91.5	95.6
Ratlam	100.0	100.0	100.0	12.4	10.3	16.0	100.0	100.0	100.0
Rewa	94.2	99.6	54.5	21.6	16.2	54.8	86.1	80.4	96.5
Sagar	98.6	98.0	100.0	17.0	19.6	10.1	89.5	91.5	79.2
Satna	96.3	97.9	90.3	21.4	24.1	13.5	97.1	97.2	97.0
Sehore	98.3	98.0	100.0	17.2	17.8	14.0	97.3	96.8	100.0
Seoni	78.3	78.0	88.9	21.6	23.2	4.3	94.0	93.9	100.0
Shahdol	94.0	97.7	84.2	22.0	26.1	8.5	94.5	95.8	81.8
Shajapur	97.6	97.0	98.8	22.1	20.3	27.2	98.0	98.9	96.0
Sheopur	95.9	95.3	100.0	14.1	14.1	14.1	93.1	91.9	100.0
Shivpuri	98.5	98.4	100.0	16.2	16.5	13.7	98.9	98.8	100.0
Sidhi	97.6	97.6	0.0	32.3	34.9	10.8	89.3	88.9	100.0
Tikamgarh	83.5	80.0	93.3	26.6	27.5	22.4	95.7	97.1	87.5
Ujjain	95.8	91.1	100.0	10.2	7.1	15.4	98.2	98.4	97.9
Umaria	96.8	96.7	97.1	17.0	17.1	16.7	90.5	90.0	93.9
Vidisha	98.5	98.3	100.0	26.6	31.5	11.8	96.0	96.1	95.7
West Nimar	99.3	99.2	100.0	19.9	19.4	23.0	99.0	98.8	100.0

Madhya Pradesh: Childhood Diseases (%)

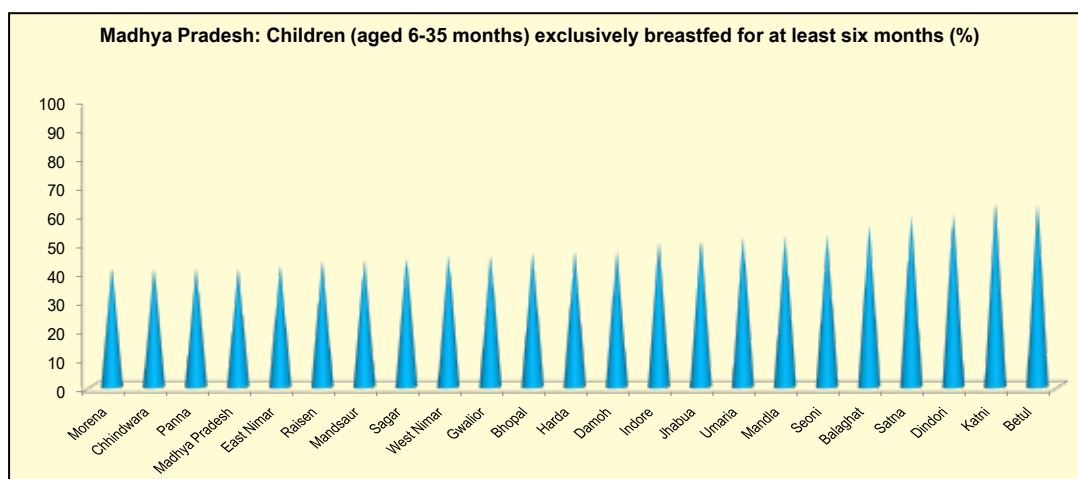
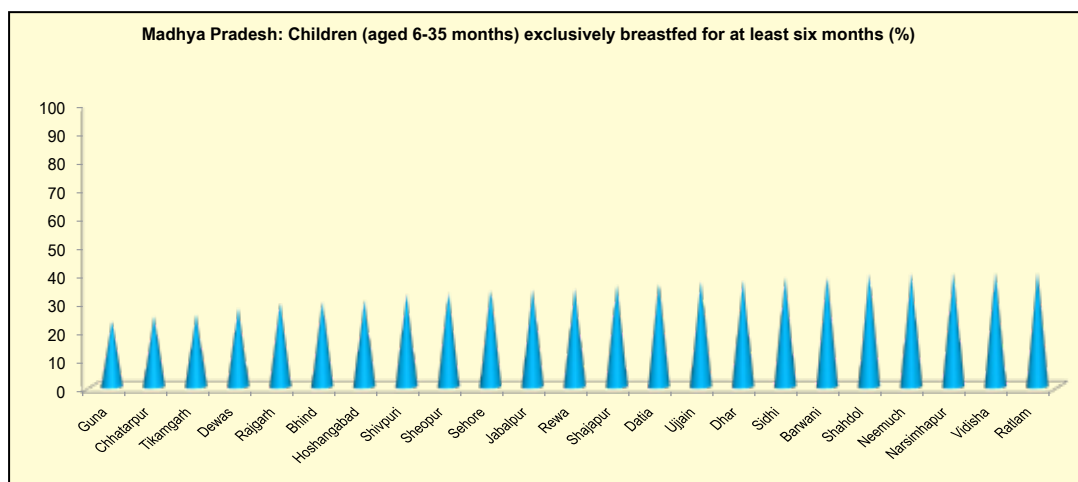
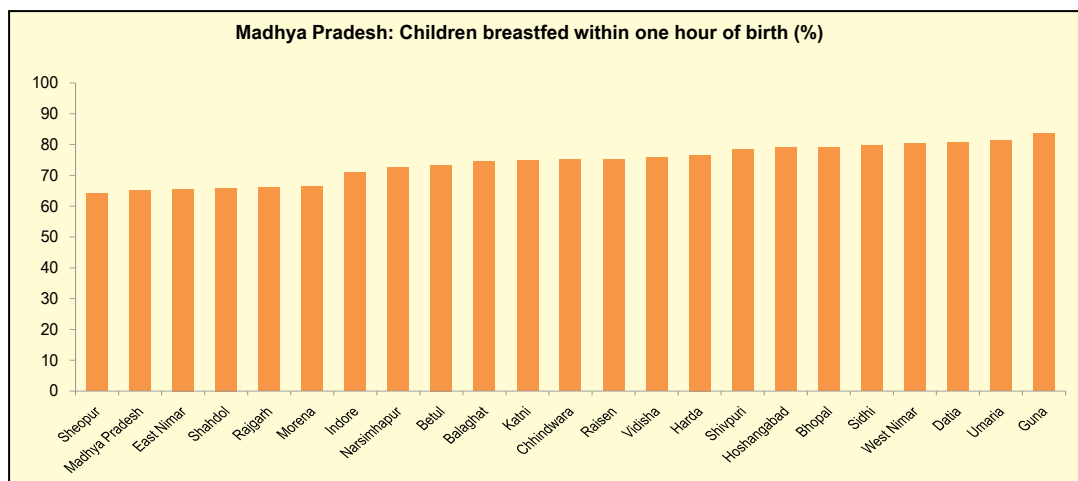
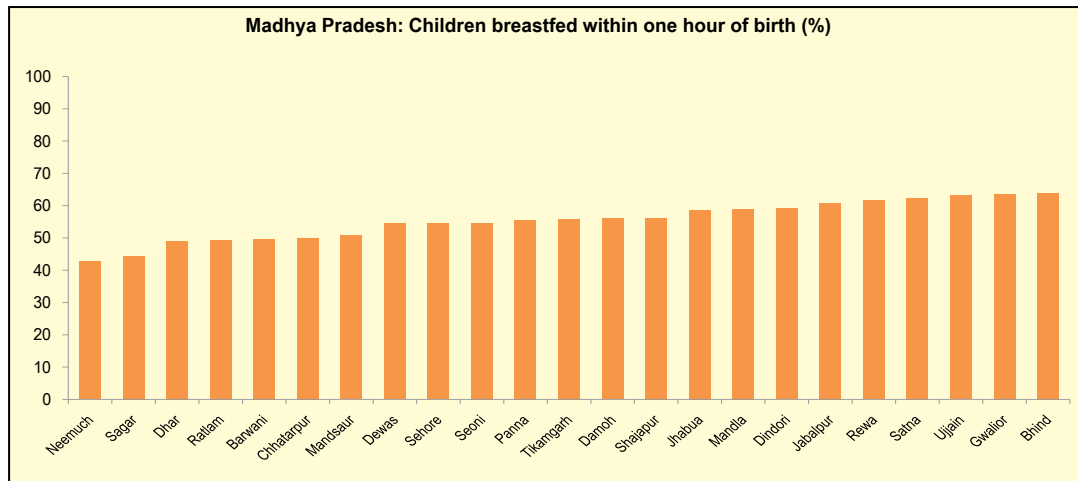


Madhya Pradesh: Childhood Diseases (%)



## BREASTFEEDING AND SUPPLEMENTATION

State / District	Children breastfed within one hour of birth (%)			Children (aged 6-35 months) exclusively breastfed for at least six months (%)		
	Total	Rural	Urban	Total	Rural	Urban
1	2	3	4	5	6	7
Madhya Pradesh	66.8	66.6	67.2	41.5	41.3	41.8
Balaghat	74.2	74.3	73.3	56.8	57.5	52.5
Barwani	54.5	53.9	56.8	38.7	38.3	40.2
Betul	74.5	74.6	74.1	63.9	65.5	55.7
Bhind	67.9	70.9	61.9	30.0	29.4	31.2
Bhopal	80.6	83.4	79.9	46.9	37.3	49.1
Chhatarpur	51.9	51.2	54.8	25.0	23.9	29.0
Chhindwara	77.9	77.0	80.6	41.3	41.1	41.7
Damoh	55.9	55.2	58.8	47.4	50.3	35.0
Datia	82.1	82.8	80.2	36.4	37.8	32.6
Dewas	56.6	53.5	63.6	27.7	27.5	28.1
Dhar	52.6	48.6	68.0	37.5	38.4	34.2
Dindori	59.5	59.2	-	60.5	60.0	-
East Nimar	69.4	70.6	65.2	42.6	42.4	43.0
Guna	84.1	83.4	86.6	22.9	22.7	23.7
Gwalior	65.2	74.6	60.3	45.9	45.7	46.1
Harda	78.1	79.4	72.2	47.3	48.6	41.4
Hoshangabad	79.7	80.0	78.9	30.7	30.7	30.9
Indore	75.7	80.1	74.1	50.6	43.0	53.4
Jabalpur	62.6	68.1	58.4	34.4	31.0	37.0
Jhabua	61.8	61.6	64.7	50.9	50.2	57.1
Katni	75.6	77.1	70.8	63.7	70.2	42.8
Mandla	60.5	59.3	72.4	52.9	51.9	62.8
Mandsaur	52.7	50.8	58.7	44.3	44.6	43.4
Morena	69.7	70.9	66.6	41.0	41.1	40.6
Narsimhapur	70.6	69.4	77.2	40.2	39.4	44.8
Neemuch	46.9	51.0	39.9	40.0	43.1	34.8
Panna	56.3	55.8	59.8	41.5	42.5	34.6
Raisen	75.1	74.1	79.2	44.2	44.3	44.1
Rajgarh	67.1	65.2	79.6	29.3	28.8	32.7
Ratlam	53.0	57.6	45.8	40.3	35.3	48.2
Rewa	61.8	62.3	58.7	34.6	35.3	29.6
Sagar	46.1	45.3	48.5	44.9	42.3	51.9
Satna	64.2	62.6	69.2	59.9	65.9	41.9
Sehore	57.3	61.1	42.3	34.1	34.7	31.9
Seoni	56.1	57.1	44.9	53.3	54.4	41.2
Shahdol	66.5	67.4	63.4	39.8	41.1	35.4
Shajapur	58.7	60.9	52.5	35.9	36.2	35.0
Sheopur	69.0	68.4	72.9	33.4	32.2	40.3
Shivpuri	80.2	79.9	81.8	32.8	30.5	47.6
Sidhi	79.0	80.5	66.8	38.5	39.4	31.1
Tikamgarh	55.9	54.2	63.4	25.5	28.0	14.7
Ujjain	66.3	59.5	78.3	37.1	36.8	37.6
Umaria	82.7	82.9	81.5	52.4	54.9	35.9
Vidisha	76.5	76.8	75.9	40.2	42.4	34.3
West Nimar	82.4	82.1	84.2	45.9	45.1	50.9



## CHILDREN WHO RECEIVED FOODS OTHER THAN BREAST MILK DURING FIRST 6 MONTHS

State / District	Water (%)			Animal/Formula Milk (%)			Semi-Solid mashed food (%)		
	Total	Rural	Urban	Total	Rural	Urban	Total	Rural	Urban
1	2	3	4	5	6	7	8	9	10
Madhya Pradesh	49.6	49.3	50.4	50.5	50.7	50.0	11.5	11.6	11.4
Balaghat	25.8	24.7	32.4	39.2	38.8	41.6	17.6	16.5	24.4
Barwani	61.9	61.7	62.6	57.0	56.2	60.3	7.7	8.1	6.1
Betul	24.1	22.4	33.6	31.7	31.1	35.1	15.4	14.6	19.5
Bhind	63.8	64.2	63.0	52.3	51.9	53.2	11.6	11.5	11.7
Bhopal	47.6	57.2	45.3	48.3	54.8	46.7	9.4	9.9	9.2
Chhatarpur	62.7	62.6	63.1	61.2	62.6	55.5	7.3	7.0	8.3
Chhindwara	44.6	44.7	44.5	43.7	38.3	59.9	10.7	10.4	11.5
Damoh	32.0	29.2	44.0	43.2	39.7	57.8	21.0	21.5	19.0
Datia	54.5	55.2	52.5	45.8	48.4	38.7	6.2	6.0	6.9
Dewas	68.4	68.7	67.8	56.6	57.7	54.0	5.8	4.3	9.1
Dhar	60.0	59.6	61.4	64.1	63.5	66.5	8.7	8.1	11.4
Dindori	18.7	19.2	-	44.8	45.0	-	12.8	13.1	-
East Nimar	53.8	53.3	55.4	46.7	47.0	45.9	8.9	8.7	9.6
Guna	70.8	70.3	72.7	77.7	78.3	75.4	13.4	13.6	12.6
Gwalior	49.2	48.0	49.8	56.1	59.3	54.5	5.4	5.6	5.2
Harda	42.8	43.5	39.4	42.4	41.4	47.0	19.1	16.8	29.3
Hoshangabad	50.0	51.5	46.7	59.4	61.4	54.7	28.1	23.2	39.2
Indore	47.0	55.1	44.1	32.0	35.3	30.8	5.9	5.3	6.1
Jabalpur	45.1	49.7	41.5	56.7	58.3	55.4	11.8	12.8	11.0
Jhabua	46.7	47.4	38.8	49.5	50.4	40.9	17.9	18.1	15.5
Katni	26.4	22.4	39.4	37.0	31.7	54.4	14.8	12.3	23.0
Mandla	27.2	27.8	21.4	48.2	49.4	35.7	9.1	8.0	20.2
Mandsaur	54.2	54.2	54.1	43.0	41.2	48.9	5.3	5.6	4.6
Morena	52.9	53.4	51.4	43.7	41.6	49.3	7.8	8.4	6.2
Narsimhapur	43.8	44.8	37.5	50.8	51.2	48.7	33.3	34.0	29.5
Neemuch	58.0	55.0	63.3	45.3	42.8	49.8	3.0	3.2	2.6
Panna	40.3	39.3	47.5	47.7	46.3	57.0	13.4	13.0	16.0
Raisen	40.6	40.5	40.9	47.9	47.5	49.7	19.0	20.2	14.0
Rajgarh	67.4	68.0	63.4	56.8	56.5	58.7	6.6	6.4	7.5
Ratlam	59.3	64.9	50.4	53.4	59.1	44.4	3.8	4.9	2.0
Rewa	48.4	48.5	48.0	51.0	49.3	62.2	9.3	6.1	30.3
Sagar	35.2	34.7	36.4	46.4	51.6	31.9	9.6	9.8	9.1
Satna	33.9	31.7	40.7	39.7	33.8	57.7	18.9	18.8	19.2
Sehore	62.0	61.2	64.7	65.2	65.1	65.7	6.2	6.5	5.2
Seoni	26.1	24.8	41.2	49.6	49.0	55.6	14.1	13.9	17.1
Shahdol	42.6	39.8	51.7	49.8	48.0	55.9	29.7	27.5	37.2
Shajapur	62.9	62.7	63.6	56.9	57.0	56.5	2.8	2.6	3.4
Sheopur	63.9	65.1	56.6	59.5	60.8	51.7	6.1	6.1	6.3
Shivpuri	61.1	62.9	49.4	50.8	52.0	42.5	10.1	10.9	4.6
Sidhi	51.8	50.2	65.3	59.0	56.6	79.1	23.7	22.2	36.2
Tikamgarh	52.0	45.0	82.2	51.9	50.9	56.4	15.6	8.7	45.3
Ujjain	62.2	62.6	61.6	55.6	56.9	53.4	4.2	3.9	4.7
Umaria	26.5	25.1	35.5	32.9	29.7	53.6	4.3	3.6	8.7
Vidisha	49.7	49.1	51.5	48.0	43.5	60.4	23.1	23.1	23.4
West Nimar	48.5	49.7	41.7	48.1	48.8	44.2	7.5	6.6	12.7

## CHILDREN WHO RECEIVED FOODS OTHER THAN BREAST MILK DURING FIRST 6 MONTHS

State / District	Solid (Adult) Food (%)			Vegetables/Fruits (%)		
	Total	Rural	Urban	Total	Rural	Urban
1	2	3	4	5	6	7
Madhya Pradesh	8.5	8.5	8.4	8.2	8.2	8.1
Balaghat	14.5	14.3	15.9	13.7	13.3	15.6
Barwani	5.3	5.4	4.8	5.9	6.0	5.7
Betul	13.9	13.4	17.0	13.4	12.8	16.6
Bhind	7.6	7.7	7.5	6.5	6.4	6.5
Bhopal	6.6	6.3	6.7	6.8	5.5	7.1
Chhatarpur	2.9	3.1	2.0	2.5	2.9	1.0
Chhindwara	8.7	8.2	10.3	7.5	7.5	7.5
Damoh	17.8	17.7	18.1	15.9	15.5	17.7
Datia	3.3	3.7	2.3	2.8	3.1	1.8
Dewas	4.5	2.8	8.4	4.0	2.4	7.5
Dhar	3.8	2.0	10.7	4.9	3.4	10.5
Dindori	11.6	11.7	-	11.4	11.5	-
East Nimar	6.2	6.1	6.8	5.7	5.6	5.9
Guna	9.1	9.1	8.9	9.8	10.0	9.1
Gwalior	3.2	3.6	3.0	3.4	4.1	3.1
Harda	14.2	12.0	24.2	12.8	11.2	19.7
Hoshangabad	21.2	15.8	33.5	19.4	13.9	32.0
Indore	4.7	5.3	4.5	3.8	3.7	3.8
Jabalpur	13.4	15.5	11.7	13.1	15.6	11.1
Jhabua	2.9	2.8	3.9	2.1	2.0	3.4
Katni	11.6	10.3	15.8	11.4	10.2	15.4
Mandla	6.8	6.0	15.8	6.2	5.3	15.5
Mandsaur	2.6	2.9	1.7	2.6	2.9	1.9
Morena	3.8	3.9	3.6	3.1	3.2	2.8
Narsimhapur	33.1	33.8	28.8	31.9	32.7	26.6
Neemuch	1.2	1.5	0.7	1.2	1.2	1.2
Panna	13.1	13.5	10.2	13.0	13.2	11.9
Raisen	17.0	18.5	10.4	17.0	18.4	11.0
Rajgarh	2.4	2.3	3.1	3.0	2.5	5.9
Ratlam	1.9	2.4	1.2	2.0	2.4	1.5
Rewa	8.8	6.2	26.4	5.7	2.6	26.8
Sagar	7.1	7.6	5.6	7.4	8.0	5.8
Satna	14.8	15.8	11.6	15.2	16.5	11.2
Sehore	6.0	5.9	6.2	5.2	5.2	5.2
Seoni	10.4	10.4	9.6	9.0	9.1	8.0
Shahdol	22.8	19.6	33.3	22.0	19.6	29.7
Shajapur	0.5	0.6	0.4	0.5	0.5	0.5
Sheopur	2.9	2.9	2.9	3.4	3.2	4.4
Shivpuri	8.0	8.7	3.2	7.9	8.8	2.1
Sidhi	20.1	19.1	28.6	20.0	19.1	27.0
Tikamgarh	10.6	7.0	26.1	13.7	7.1	41.5
Ujjain	1.3	1.3	1.2	1.3	1.4	1.1
Umaria	1.0	0.5	3.9	0.7	0.2	3.5
Vidisha	19.9	20.4	18.5	20.2	20.7	18.9
West Nimar	3.8	3.2	7.6	3.0	2.7	4.5

## AVERAGE MONTH BY WHICH CHILDREN RECEIVED FOODS OTHER THAN BREAST MILK

State / District	Water			Animal/Formula Milk			Semi-Solid mashed food		
	Total	Rural	Urban	Total	Rural	Urban	Total	Rural	Urban
1	2	3	4	5	6	7	8	9	10
Madhya Pradesh	4.4	4.5	4.3	4.8	4.8	4.8	7.5	7.5	7.4
Balaghat	6.6	6.5	7.4	6.3	6.2	7.3	7.9	7.9	8.2
Barwani	3.5	3.5	3.5	4.1	4.1	3.8	7.9	7.9	7.9
Betul	5.8	5.8	5.6	5.8	5.8	5.7	7.4	7.4	7.4
Bhind	3.7	3.7	3.7	4.8	4.8	4.8	7.7	7.7	7.7
Bhopal	4.4	4.2	4.5	4.6	4.7	4.6	7.3	7.5	7.3
Chhatarpur	4.2	4.1	4.3	5.0	5.1	4.8	7.5	7.6	7.2
Chhindwara	5.2	5.2	4.9	5.5	5.5	5.2	7.5	7.5	7.4
Damoh	5.2	5.3	4.6	5.3	5.4	4.7	6.8	6.9	6.4
Datia	4.3	4.3	4.2	5.2	5.1	5.6	8.0	8.1	7.8
Dewas	3.4	3.4	3.4	4.4	4.3	4.4	8.0	8.0	7.9
Dhar	3.8	3.8	3.6	3.8	3.9	3.5	7.6	7.6	7.8
Dindori	6.2	6.2	-	5.4	5.4	-	7.4	7.4	-
East Nimar	3.9	3.9	3.9	4.6	4.6	4.7	8.3	8.3	8.0
Guna	2.9	2.9	3.0	3.0	2.9	3.1	7.1	7.1	7.2
Gwalior	4.0	3.9	4.0	4.1	3.9	4.3	7.0	7.0	7.0
Harda	5.3	5.3	5.3	5.5	5.4	5.6	7.1	7.2	7.0
Hoshangabad	4.4	4.4	4.6	5.1	5.1	5.2	7.2	7.3	7.0
Indore	4.3	3.9	4.5	5.3	5.0	5.4	7.9	8.1	7.8
Jabalpur	5.0	5.1	5.0	5.0	4.9	5.0	7.3	7.3	7.3
Jhabua	4.4	4.3	4.9	4.4	4.3	5.0	7.2	7.2	7.0
Katni	5.6	5.7	5.2	5.1	5.2	4.8	7.4	7.5	6.8
Mandla	6.0	6.0	6.3	5.3	5.3	5.7	7.5	7.5	7.6
Mandsaur	4.1	4.0	4.2	4.9	5.1	4.5	7.9	8.0	7.5
Morena	4.1	4.1	4.0	5.1	5.3	4.7	7.6	7.7	7.3
Narsimhapur	4.9	4.8	5.1	5.1	5.1	5.3	6.4	6.3	6.8
Neemuch	4.1	4.2	4.0	5.2	5.3	5.1	7.9	8.0	7.7
Panna	4.0	4.1	3.0	4.9	4.9	4.9	7.2	7.2	7.3
Raisen	5.0	5.1	5.0	5.3	5.3	5.2	7.2	7.0	7.9
Rajgarh	3.9	3.9	4.0	4.7	4.7	4.6	7.9	7.9	8.2
Ratlam	3.5	3.2	4.1	4.2	4.0	4.7	7.7	7.7	7.8
Rewa	4.7	4.7	4.8	5.0	5.1	4.6	7.2	7.3	6.8
Sagar	5.3	5.3	5.1	5.1	4.9	5.7	7.5	7.5	7.3
Satna	4.9	5.2	3.8	5.1	5.4	3.9	7.2	7.3	6.9
Sehore	3.3	3.4	3.1	3.6	3.7	3.3	7.7	7.7	7.4
Seoni	6.6	6.7	5.8	6.2	6.3	5.6	8.1	8.1	7.7
Shahdol	5.5	5.6	5.2	5.8	5.9	5.3	7.0	7.1	6.7
Shajapur	3.9	3.9	3.9	4.4	4.4	4.3	8.1	8.1	8.0
Sheopur	3.4	3.3	3.8	3.9	3.9	4.2	7.4	7.5	7.3
Shivpuri	4.0	3.9	4.4	4.8	4.8	4.7	7.3	7.2	7.8
Sidhi	4.5	4.6	4.4	4.8	4.8	4.2	6.7	6.8	6.5
Tikamgarh	3.6	3.6	3.8	4.8	4.8	4.4	7.1	7.4	6.0
Ujjain	3.8	3.7	3.9	4.4	4.3	4.7	7.9	7.9	7.8
Umaria	5.8	5.9	5.0	5.5	5.5	4.9	7.5	7.5	7.6
Vidisha	4.5	4.6	4.2	5.2	5.3	4.9	7.1	7.2	7.0
West Nimar	4.3	4.3	4.4	4.5	4.5	4.5	7.4	7.5	6.7



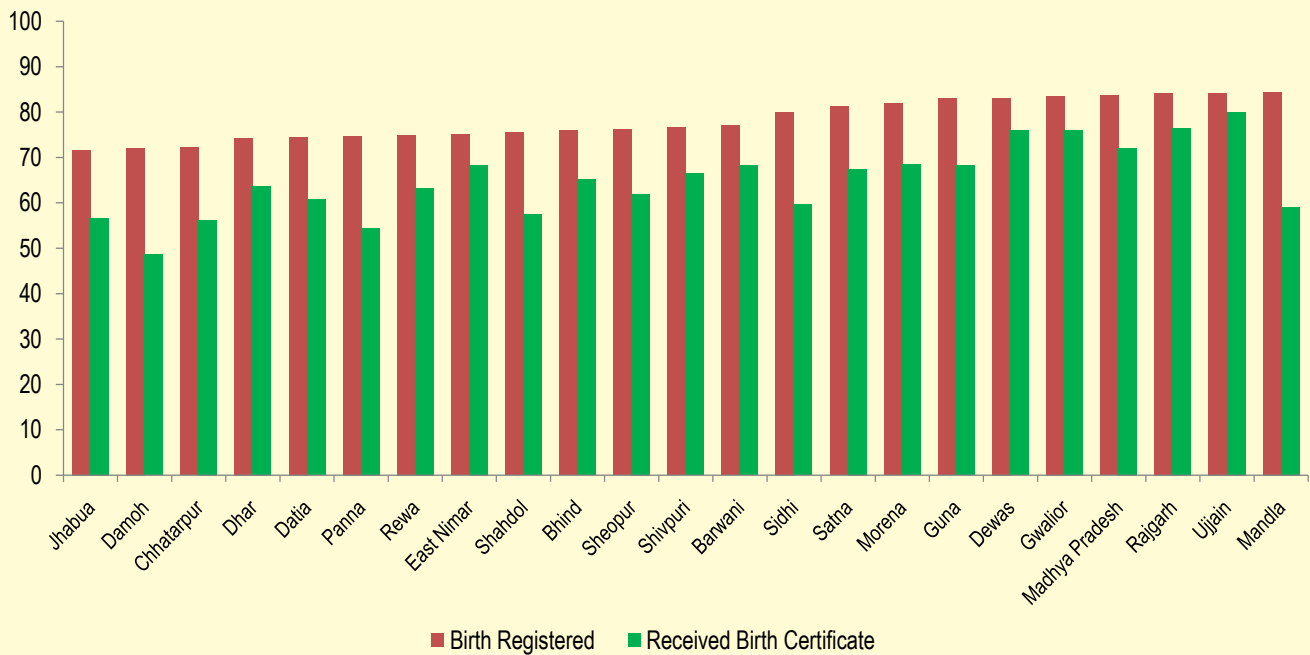
## AVERAGE MONTH BY WHICH CHILDREN RECEIVED FOODS OTHER THAN BREAST MILK

State / District	Solid (Adult) Food			Vegetables/Fruits		
	Total	Rural	Urban	Total	Rural	Urban
1	2	3	4	5	6	7
Madhya Pradesh	9.3	9.3	9.4	10.4	10.5	10.1
Balaghat	9.0	9.0	9.3	12.1	12.2	12.0
Barwani	10.2	10.2	10.2	10.8	10.8	10.9
Betul	8.6	8.5	8.7	11.6	11.7	11.2
Bhind	9.7	9.6	9.8	10.2	10.1	10.3
Bhopal	9.6	9.7	9.5	8.7	9.0	8.6
Chhatarpur	9.6	9.7	9.4	12.3	12.2	12.4
Chhindwara	9.1	9.2	8.8	12.3	12.3	12.4
Damoh	8.2	8.3	7.9	10.5	10.5	10.4
Datia	9.7	9.7	9.6	10.3	10.3	10.3
Dewas	10.0	10.2	9.7	10.1	10.2	10.0
Dhar	9.8	9.9	9.3	8.9	9.1	8.0
Dindori	8.4	8.4	-	11.2	11.2	-
East Nimar	10.0	10.1	9.7	10.3	10.4	9.9
Guna	9.0	9.0	9.0	9.1	9.2	8.9
Gwalior	9.5	9.2	9.6	8.5	8.4	8.5
Harda	8.3	8.3	8.2	10.7	10.8	10.4
Hoshangabad	8.4	8.6	8.0	10.9	11.2	10.1
Indore	10.0	9.8	10.1	9.9	10.0	9.8
Jabalpur	8.7	8.8	8.6	11.7	11.7	11.7
Jhabua	10.1	10.1	10.2	10.2	10.3	9.5
Katni	9.1	9.4	8.4	11.3	11.7	10.1
Mandla	8.8	8.9	8.4	11.9	12.0	10.7
Mandsaur	9.9	10.0	9.6	9.5	9.5	9.5
Morena	9.8	9.9	9.6	9.1	9.3	8.7
Narsimhapur	7.1	7.0	7.9	9.2	9.1	9.9
Neemuch	10.3	10.2	10.5	9.2	9.3	9.0
Panna	8.7	8.7	8.7	11.0	11.0	10.9
Raisen	8.5	8.2	9.6	10.4	10.0	11.9
Rajgarh	9.7	9.7	10.1	10.0	9.9	10.4
Ratlam	10.2	9.9	10.5	10.2	10.2	10.2
Rewa	8.9	9.0	8.2	12.4	12.4	12.5
Sagar	9.4	9.4	9.4	11.7	11.8	11.4
Satna	8.7	8.7	8.5	11.0	10.8	11.5
Sehore	9.6	9.6	9.8	9.8	9.7	9.8
Seoni	9.5	9.6	9.2	12.4	12.4	12.6
Shahdol	8.0	8.1	7.9	10.5	10.4	10.6
Shajapur	10.3	10.3	10.1	10.5	10.5	10.6
Sheopur	9.6	9.7	9.1	8.7	8.8	8.2
Shivpuri	9.0	8.9	9.6	8.6	8.5	9.2
Sidhi	7.8	7.9	7.5	10.2	10.2	10.1
Tikamgarh	9.3	9.5	8.2	11.6	12.1	9.5
Ujjain	10.1	10.1	10.0	10.4	10.4	10.4
Umari	9.3	9.3	9.1	12.3	12.4	11.9
Vidisha	8.4	8.4	8.4	10.9	11.0	10.9
West Nimar	9.5	9.6	9.0	9.0	9.2	7.6

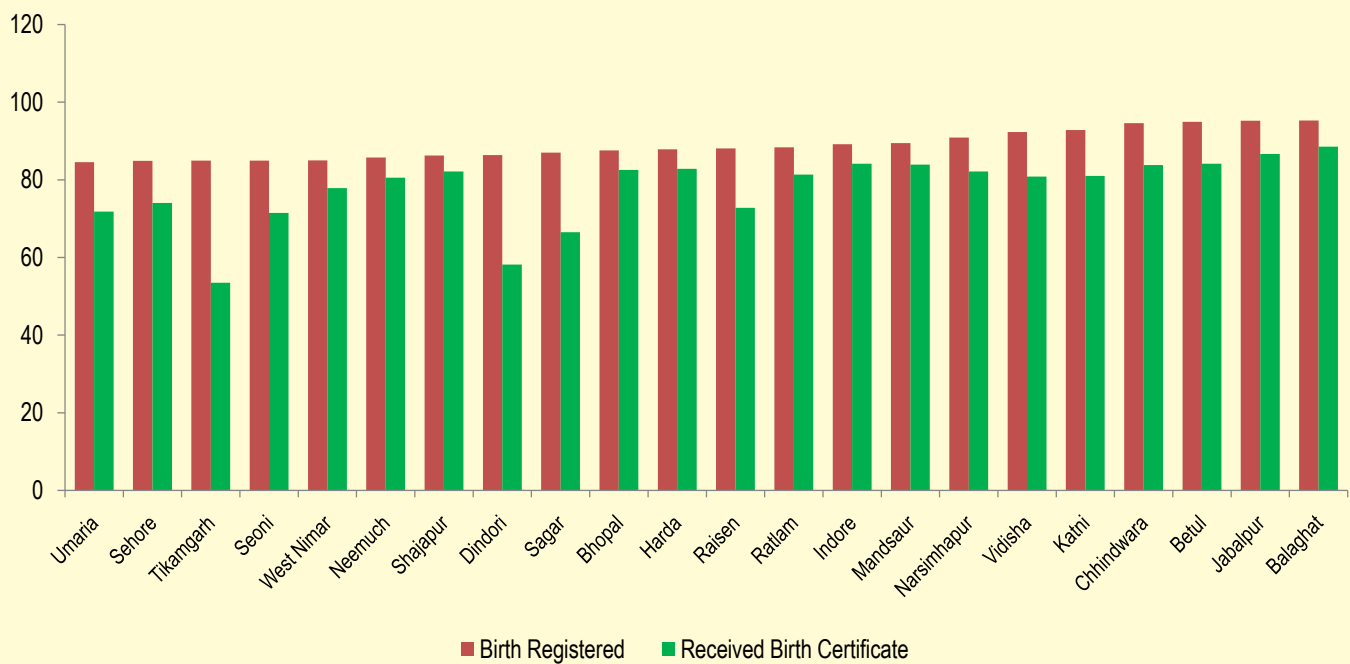
## BIRTH REGISTRATION

State / District	Birth Registered(%)			Children whose birth was registered and received Birth Certificate (%)		
	Total	Rural	Urban	Total	Rural	Urban
1	2	3	4	5	6	7
Madhya Pradesh	83.6	81.5	89.4	72.0	68.4	72.3
Balaghat	95.3	95.0	97.0	88.5	87.9	92.2
Barwani	77.0	72.5	95.4	68.2	63.0	89.6
Betul	94.9	94.3	98.5	84.2	82.1	95.1
Bhind	75.9	75.5	76.7	65.2	63.9	67.6
Bhopal	87.6	80.5	89.3	82.6	72.2	85.1
Chhatarpur	72.2	69.0	84.8	56.3	55.2	60.4
Chhindwara	94.6	94.4	95.1	83.8	83.8	84.0
Damoh	72.0	69.1	84.1	48.6	42.3	75.2
Datia	74.5	75.3	72.4	60.8	58.7	66.4
Dewas	83.1	82.1	85.3	75.9	74.0	80.2
Dhar	74.2	69.7	91.8	63.7	59.0	81.9
Dindori	86.4	86.3	-	58.1	57.6	-
East Nimar	75.0	72.0	85.3	68.3	64.6	81.2
Guna	83.0	81.7	88.0	68.3	65.4	79.1
Gwalior	83.5	79.6	85.6	76.0	70.1	79.1
Harda	87.8	85.5	98.3	82.8	80.0	95.7
Hoshangabad	96.3	95.4	98.5	89.5	87.9	93.1
Indore	89.2	93.1	87.8	84.1	86.6	83.3
Jabalpur	95.2	94.3	95.9	86.7	83.4	89.2
Jhabua	71.6	70.3	85.3	56.7	54.9	75.4
Katni	92.9	91.2	98.2	81.0	80.0	84.4
Mandla	84.4	83.0	98.8	59.1	55.8	93.5
Mandsaur	89.4	89.1	90.6	83.9	82.8	87.2
Morena	81.9	82.0	81.6	68.5	69.0	67.0
Narsimhapur	90.9	89.9	96.8	82.1	81.3	87.2
Neemuch	85.8	85.5	86.1	80.6	78.9	83.4
Panna	74.7	73.3	84.4	54.4	52.4	68.0
Raisen	88.1	86.3	95.8	72.8	70.1	84.4
Rajgarh	84.2	83.3	90.2	76.5	75.0	86.6
Ratlam	88.4	86.9	90.8	81.3	77.6	87.2
Rewa	75.0	73.3	85.8	63.2	61.0	78.3
Sagar	87.0	86.0	89.7	66.5	60.5	83.3
Satna	81.3	79.1	87.9	67.5	67.1	68.7
Sehore	84.9	82.9	92.5	74.1	71.2	85.1
Seoni	85.0	84.2	93.0	71.5	70.1	86.1
Shahdol	75.5	73.6	82.0	57.5	53.7	69.7
Shajapur	86.2	85.4	88.5	82.2	81.2	84.9
Sheopur	76.1	74.2	87.8	61.9	58.9	80.7
Shivpuri	76.6	75.3	85.5	66.4	64.7	78.1
Sidhi	80.0	78.7	90.8	59.6	57.7	75.5
Tikamgarh	84.9	82.8	95.2	53.5	52.7	56.9
Ujjain	84.3	78.5	94.4	80.0	74.5	89.8
Umaria	84.6	83.3	92.8	71.8	69.4	87.1
Vidisha	92.3	90.1	98.5	80.8	78.3	87.9
West Nimar	85.0	84.6	87.6	77.9	76.9	83.8

Madhya Pradesh: Birth Registration (%)



Madhya Pradesh: Birth Registration (%)

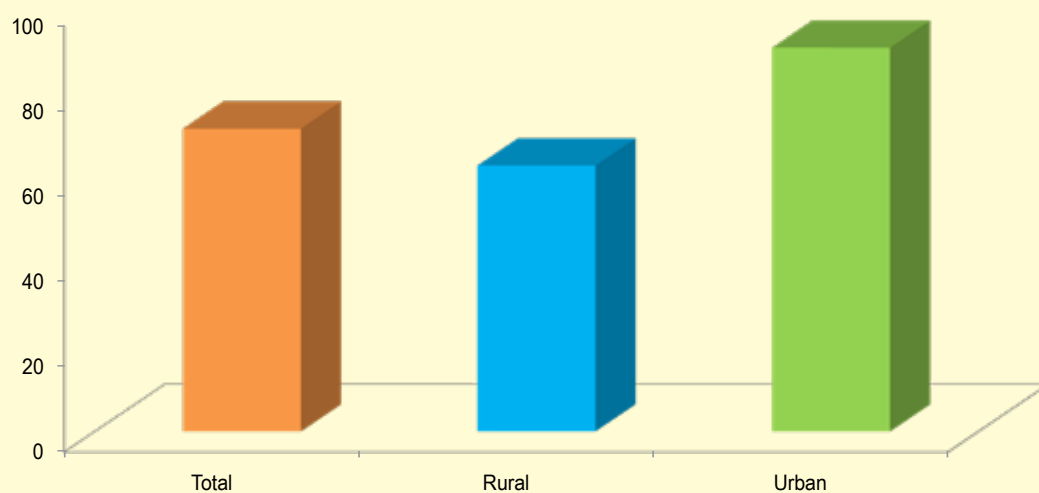
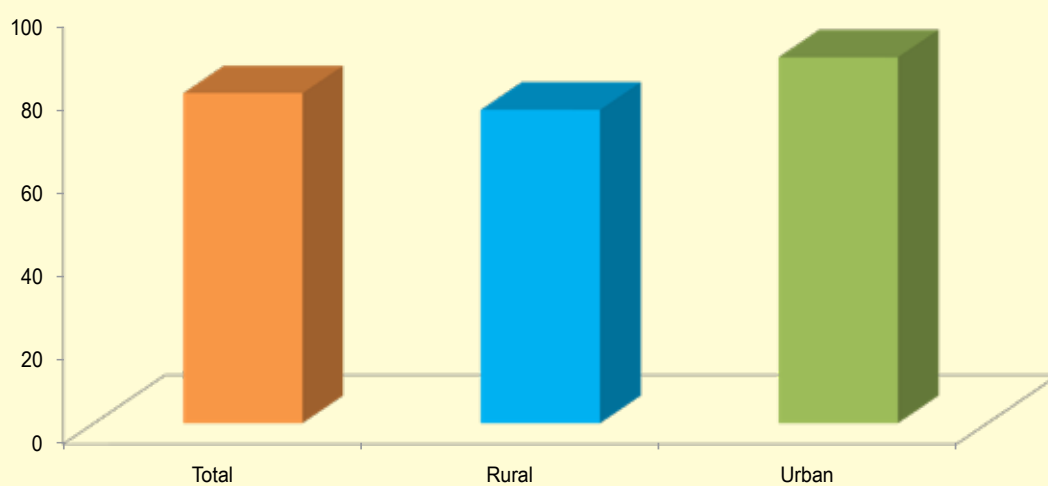
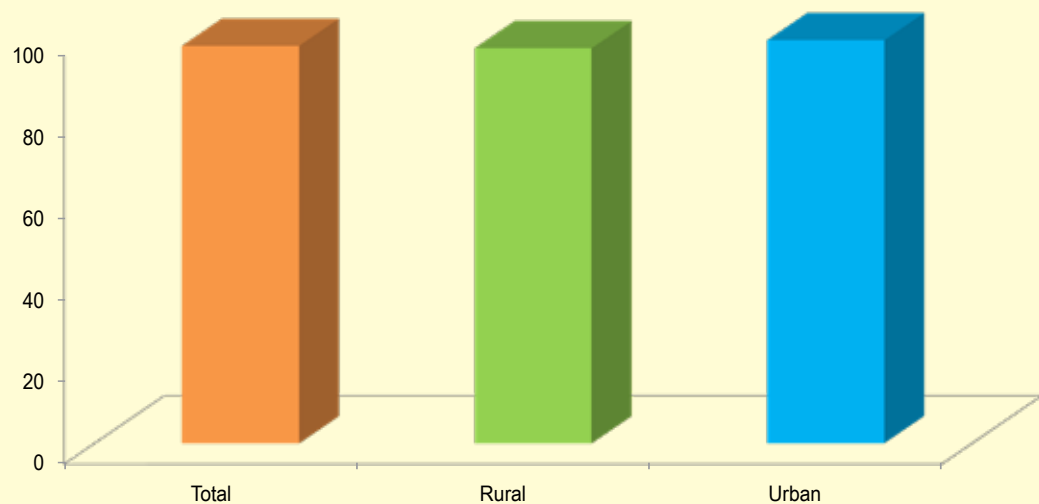


## AWARENESS ON HIV/AIDS, RTI/STI, HAF/ORS/ORT &amp; ZINC AND ARI/PNEUMONIA

State / District	Women who are aware of HIV/AIDS (%)			Women who are aware of RTI/STI (%)			Women who are aware of HAF/ORS/ORT & ZINC (%)		
	Total	Rural	Urban	Total	Rural	Urban	Total	Rural	Urban
1	2	3	4	5	6	7	8	9	10
Madhya Pradesh	71.2	62.5	90.2	79.4	75.4	88.0	97.6	97.0	98.9
Balaghat	73.4	70.6	90.7	81.4	78.7	98.1	99.0	99.0	99.2
Barwani	65.3	62.3	81.0	86.4	84.7	95.1	91.4	90.6	95.5
Betul	74.6	69.7	92.5	67.0	61.8	85.9	97.4	96.7	100.0
Bhind	70.6	63.0	85.6	94.2	93.3	95.8	99.6	99.5	99.7
Bhopal	92.3	76.5	95.1	91.6	81.6	93.3	97.9	97.5	98.0
Chhatarpur	63.6	56.1	88.2	83.9	81.2	92.8	88.9	86.6	96.2
Chhindwara	70.9	65.2	84.8	62.7	63.6	60.4	98.0	97.2	100.0
Damoh	53.4	44.5	82.6	55.5	55.8	54.5	96.9	96.2	98.9
Datia	81.9	76.9	91.2	95.5	95.7	95.1	98.0	97.5	99.0
Dewas	75.8	70.3	86.5	83.4	81.6	86.8	98.2	97.4	99.6
Dhar	67.6	62.5	87.3	80.5	77.7	91.4	96.3	95.8	98.4
Dindori	40.3	37.3	-	89.8	89.0	-	99.6	99.6	-
East Nimar	75.8	71.1	90.6	64.5	60.4	77.6	98.0	97.5	99.7
Guna	65.8	53.4	90.8	85.2	81.0	93.6	98.7	98.1	99.8
Gwalior	90.8	84.4	94.0	93.9	89.2	96.2	99.6	99.6	99.6
Harda	73.4	67.7	92.8	57.0	52.1	73.9	97.5	97.0	99.2
Hoshangabad	73.8	57.5	100.0	68.3	56.5	87.4	98.5	97.5	100.0
Indore	93.3	84.2	96.4	88.8	78.8	92.1	99.0	98.4	99.2
Jabalpur	86.6	69.8	95.3	78.7	60.3	88.2	99.4	98.2	100.0
Jhabua	66.2	63.4	86.5	77.9	77.1	83.7	95.7	95.4	97.5
Katni	66.8	56.3	93.2	92.7	90.0	99.4	100.0	100.0	100.0
Mandla	47.9	38.5	99.9	85.9	83.4	99.9	97.8	97.4	100.0
Mandsaur	67.6	63.8	80.7	67.8	61.6	88.6	98.0	97.8	98.4
Morena	72.2	67.7	85.2	84.5	83.2	88.3	98.1	98.2	97.9
Narsimhapur	86.7	85.5	93.0	98.2	98.4	97.5	100.0	100.0	100.0
Neemuch	78.5	72.1	90.5	64.9	53.5	86.4	97.1	96.4	98.4
Panna	41.9	37.9	58.3	42.1	38.3	57.6	98.5	98.4	99.0
Raisen	58.2	49.9	78.5	52.7	45.2	71.0	94.4	92.9	98.1
Rajgarh	62.1	58.8	76.2	83.1	81.5	90.1	97.5	97.0	99.8
Ratlam	79.9	70.5	90.1	93.1	91.0	95.4	98.1	97.1	99.3
Rewa	69.9	65.2	91.5	64.3	64.8	62.4	99.9	99.9	100.0
Sagar	71.6	61.9	89.5	73.2	69.8	79.5	99.9	99.9	99.8
Satna	52.4	44.0	74.8	91.1	90.7	92.2	97.2	97.5	96.3
Sehore	76.2	74.3	83.5	89.2	88.6	91.5	96.2	96.7	94.5
Seoni	60.9	57.0	88.5	84.6	83.5	92.0	98.6	98.4	100.0
Shahdol	63.8	57.2	81.5	61.0	64.2	52.2	95.1	94.8	96.0
Shajapur	80.1	75.6	96.0	79.0	74.4	95.4	98.3	98.0	99.3
Sheopur	48.0	41.5	77.8	88.0	86.1	96.5	97.2	96.9	98.6
Shivpuri	83.0	80.1	96.6	93.4	92.3	98.9	95.0	94.5	97.7
Sidhi	64.4	60.2	89.2	85.8	85.2	89.1	98.0	97.7	100.0
Tikamgarh	46.2	42.1	65.1	52.3	52.2	53.2	94.7	93.6	99.8
Ujjain	79.1	70.5	92.3	94.3	93.2	95.9	98.0	97.0	99.7
Umaria	45.3	39.4	67.5	55.8	57.7	49.0	94.5	93.2	99.3
Vidisha	67.3	49.9	99.9	52.2	40.3	74.6	90.6	89.6	92.3
West Nimar	74.8	71.8	91.6	92.8	91.8	98.7	99.3	99.2	99.7

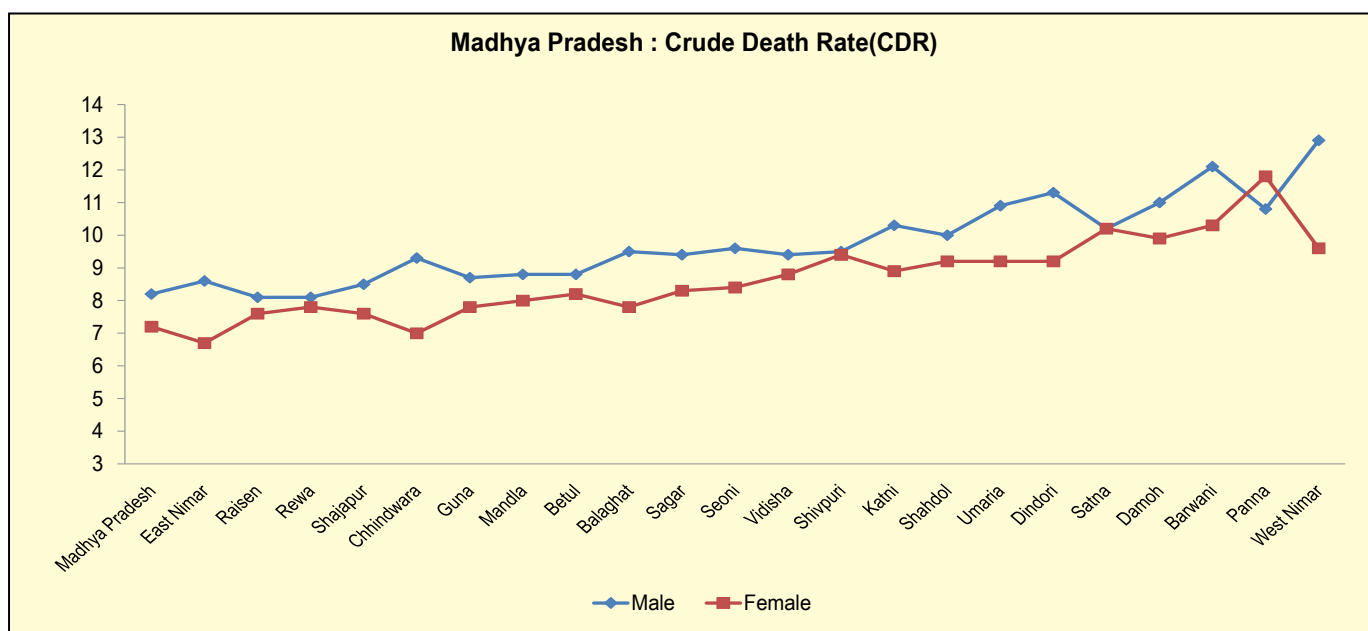
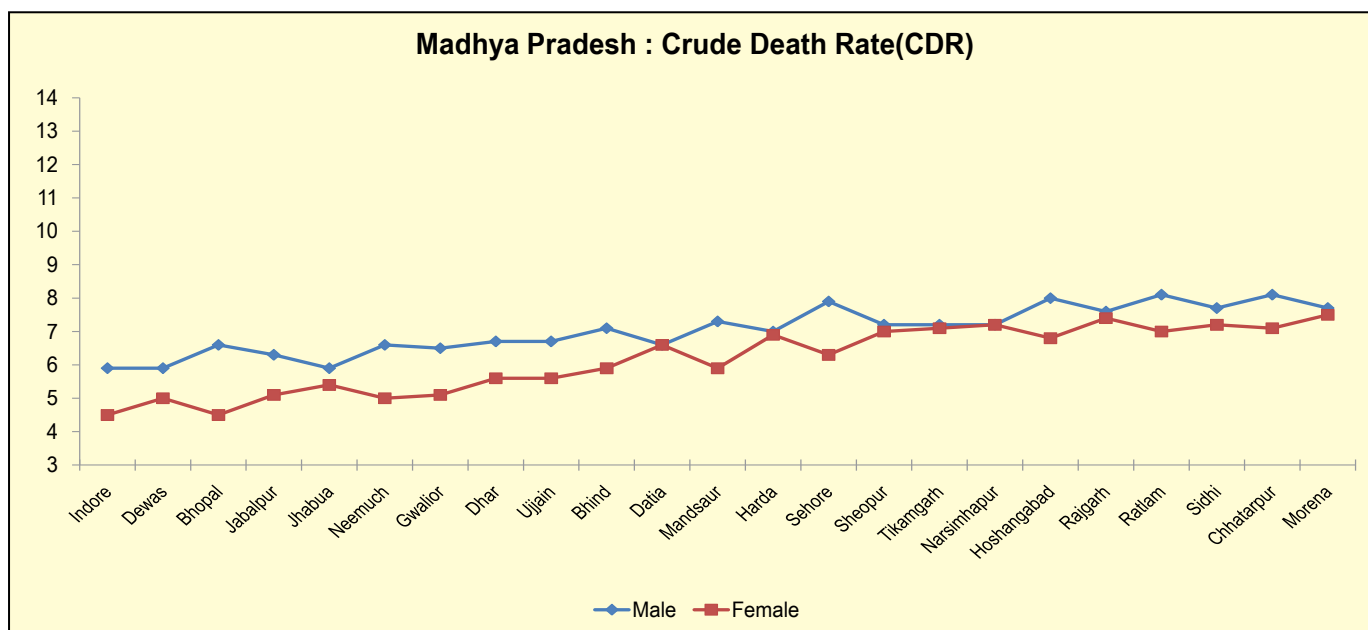
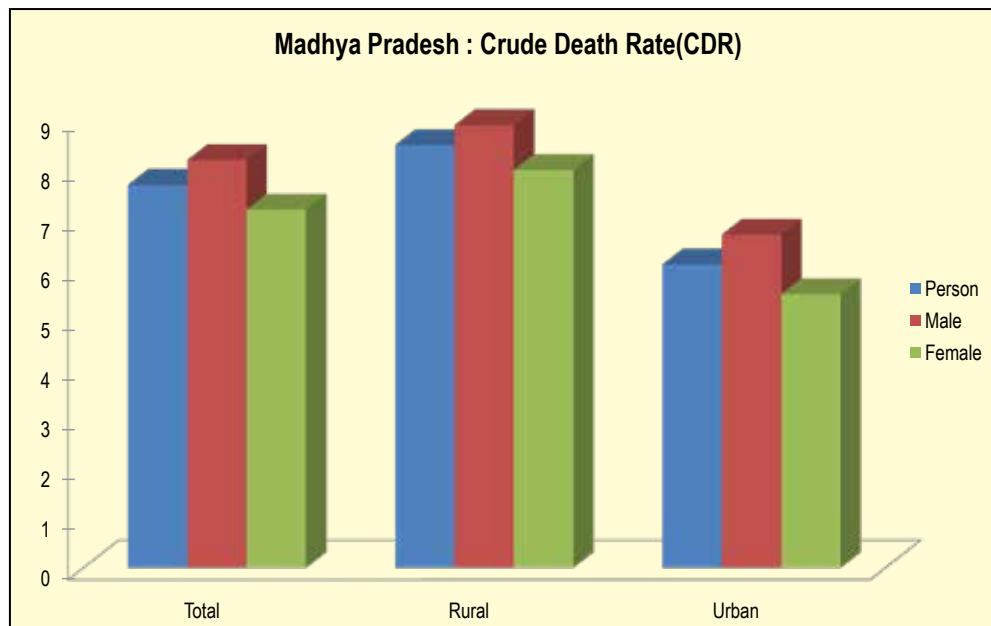
## AWARENESS ON HIV/AIDS, RTI/STI, HAF/ORS/ORT &amp; ZINC AND ARI/PNEUMONIA

State / District	Women who are aware of danger signs of ARI/Pneumonia (%)		
	Total	Rural	Urban
1	2	3	4
Madhya Pradesh	94.8	93.6	97.3
Balaghat	99.9	99.9	99.9
Barwani	87.0	86.4	90.4
Betul	94.3	92.7	100.0
Bhind	97.2	96.3	99.0
Bhopal	94.7	87.8	95.9
Chhatarpur	98.8	100.0	94.9
Chhindwara	96.6	95.2	100.0
Damoh	98.5	98.1	99.8
Datia	97.3	97.4	97.0
Dewas	93.1	91.8	95.5
Dhar	83.7	81.8	91.4
Dindori	96.4	96.1	-
East Nimar	92.6	91.7	95.4
Guna	95.8	94.1	99.1
Gwalior	96.6	93.6	98.0
Harda	92.1	89.7	99.9
Hoshangabad	91.9	86.9	99.9
Indore	96.7	98.3	96.1
Jabalpur	96.5	93.9	97.8
Jhabua	95.1	95.0	95.8
Katni	99.7	99.6	100.0
Mandla	95.5	94.7	99.9
Mandsaur	94.8	94.2	97.2
Morena	94.3	93.7	96.1
Narsimhapur	97.8	97.7	98.2
Neemuch	92.4	89.3	98.2
Panna	87.3	85.4	95.0
Raisen	87.9	85.5	93.8
Rajgarh	94.3	93.5	97.9
Ratlam	98.0	97.1	99.0
Rewa	95.5	95.2	97.1
Sagar	97.6	97.4	97.9
Satna	100.0	100.0	99.9
Sehore	93.2	92.6	95.2
Seoni	99.4	99.3	99.9
Shahdol	83.8	80.6	92.6
Shajapur	95.8	95.4	97.3
Sheopur	97.3	96.9	99.0
Shivpuri	96.1	95.9	96.9
Sidhi	96.7	96.3	99.4
Tikamgarh	97.5	97.9	95.5
Ujjain	95.3	94.1	97.2
Umaria	89.7	87.3	98.6
Vidisha	81.2	75.0	92.9
West Nimar	94.6	93.7	99.1

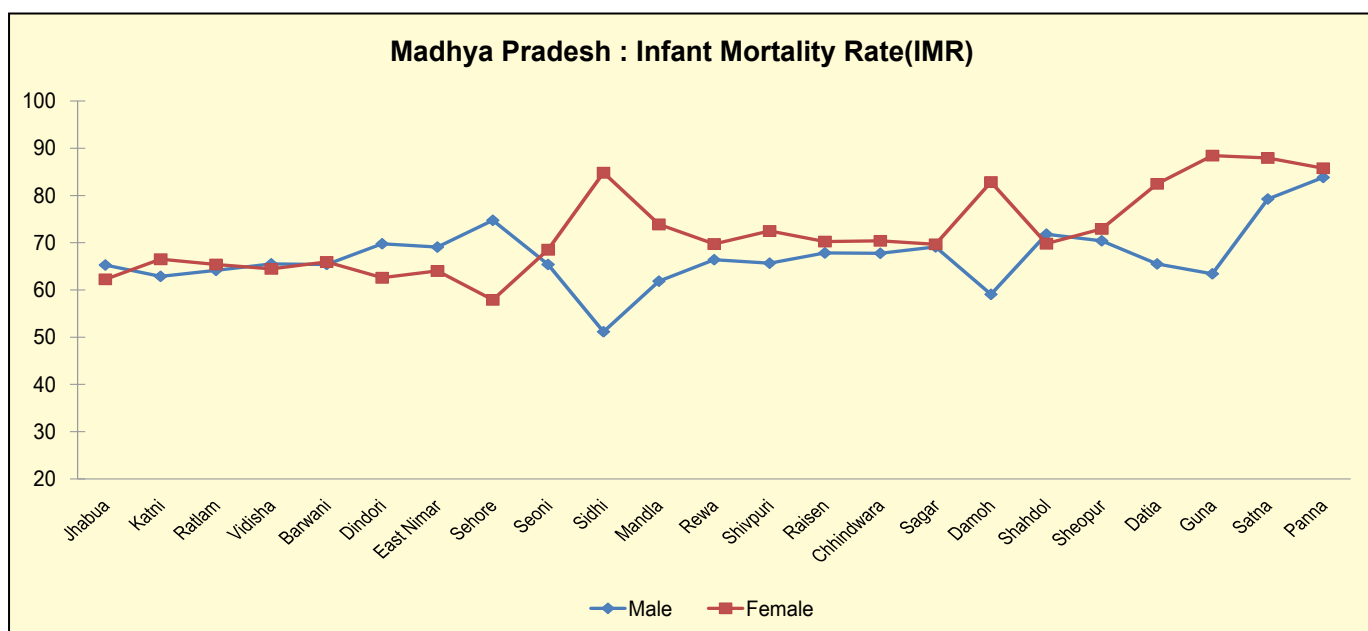
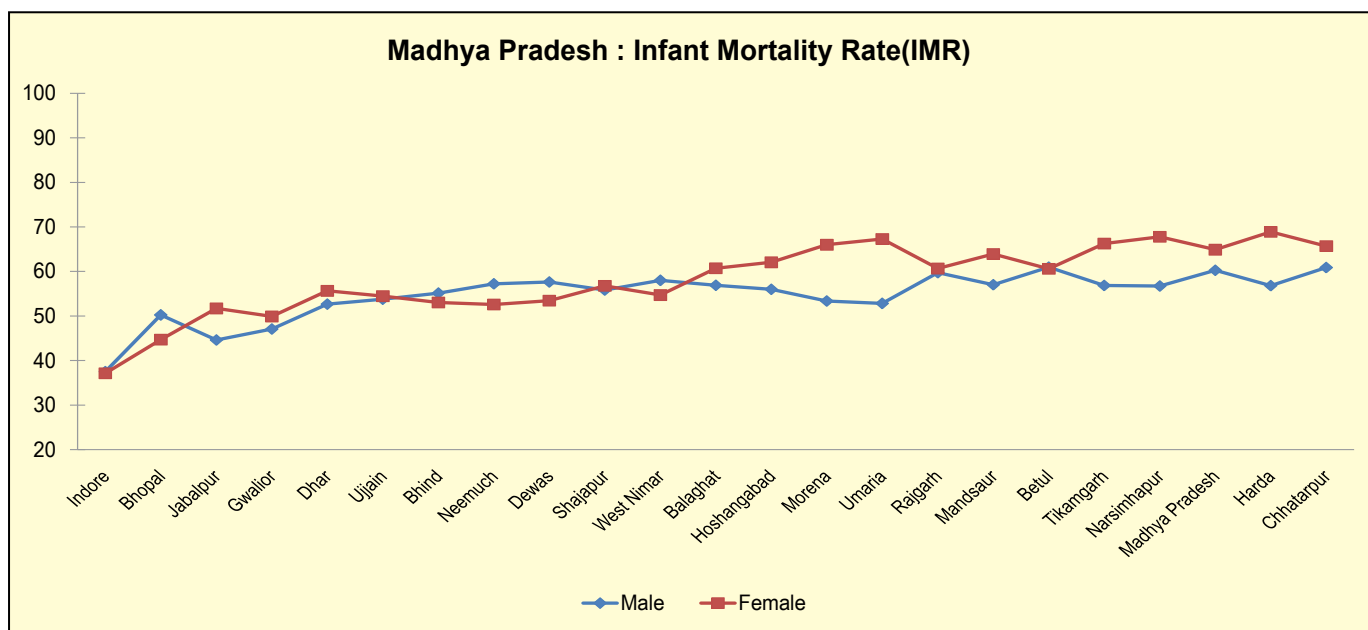
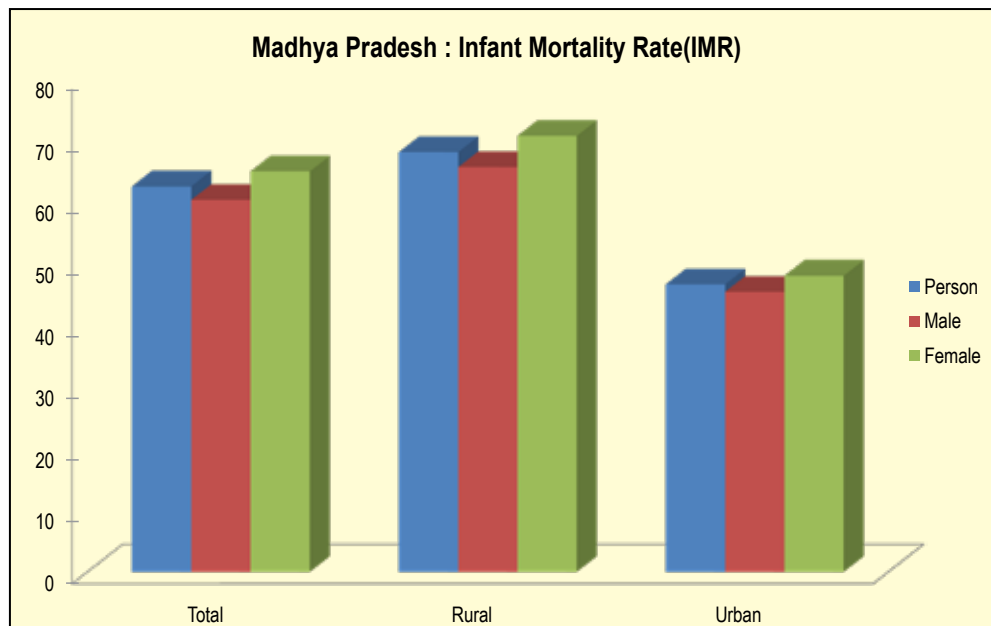
**Madhya Pradesh: Women who are aware of HIV/AIDS (%)****Madhya Pradesh: Women who are aware of RTI/STI (%)****Madhya Pradesh: Women who are aware of HAF/ORS/ORT & ZINC (%)**

MORTALITY									
State/District Name	Crude Death Rate (CDR)								
	Total			Rural			Urban		
	Total	Male	Female	Total	Male	Female	Total	Male	Female
1	2	3	4	5	6	7	8	9	10
Madhya Pradesh	7.7	8.2	7.2	8.5	8.9	8.0	6.1	6.7	5.5
Balaghat	8.6	9.5	7.8	8.7	9.6	7.9	8.1	9.0	7.1
Barwani	11.2	12.1	10.3	10.7	11.4	10.0	13.4	15.3	11.4
Betul	8.5	8.8	8.2	8.9	9.1	8.7	6.7	7.4	5.9
Bhind	6.6	7.1	5.9	7.3	7.9	6.5	5.4	5.8	4.9
Bhopal	5.6	6.6	4.5	7.4	8.6	6.0	5.3	6.2	4.3
Chhatarpur	7.6	8.1	7.1	8.1	8.5	7.7	6.0	6.7	5.1
Chhindwara	8.2	9.3	7.0	8.7	10.1	7.3	6.7	7.4	6.1
Damoh	10.5	11.0	9.9	11.3	11.8	10.6	7.9	8.4	7.5
Datia	6.6	6.6	6.6	6.6	6.5	6.6	6.8	6.8	6.8
Dewas	5.5	5.9	5.0	5.8	6.4	5.2	5.0	5.1	4.8
Dhar	6.2	6.7	5.6	6.0	6.8	5.3	6.6	6.3	6.9
Dindori	10.2	11.3	9.2	10.4	11.5	9.3	6.8	6.9	6.6
East Nimar	7.7	8.6	6.7	7.9	8.8	6.9	7.3	8.2	6.3
Guna	8.3	8.7	7.8	8.4	8.9	7.9	7.9	8.2	7.4
Gwalior	5.9	6.5	5.1	6.6	6.4	6.9	5.6	6.6	4.4
Harda	6.9	7.0	6.9	7.2	7.4	7.0	6.0	5.8	6.3
Hoshangabad	7.4	8.0	6.8	8.2	8.7	7.6	6.1	6.7	5.5
Indore	5.2	5.9	4.5	6.9	7.3	6.5	4.7	5.5	3.9
Jabalpur	5.7	6.3	5.1	6.0	6.4	5.6	5.6	6.2	4.8
Jhabua	5.7	5.9	5.4	5.8	6.1	5.5	4.7	4.3	5.1
Katni	9.6	10.3	8.9	10.4	11.0	9.8	7.5	8.4	6.5
Mandla	8.4	8.8	8.0	8.8	9.2	8.4	5.2	6.1	4.2
Mandsaur	6.6	7.3	5.9	6.9	7.6	6.1	5.7	6.3	5.1
Morena	7.6	7.7	7.5	7.6	7.8	7.5	7.6	7.7	7.5
Narsimhapur	7.2	7.2	7.2	7.4	7.4	7.3	6.2	6.2	6.2
Neemuch	5.8	6.6	5.0	6.0	6.8	5.1	5.5	6.2	4.9
Panna	11.3	10.8	11.8	11.6	11.0	12.3	9.4	9.7	9.1
Raisen	7.9	8.1	7.6	8.6	8.7	8.5	5.7	6.4	4.8
Rajgarh	7.5	7.6	7.4	7.8	7.8	7.9	5.8	6.3	5.2
Ratlam	7.5	8.1	7.0	9.4	9.9	8.8	5.5	6.1	4.9
Rewa	8.0	8.1	7.8	8.3	8.4	8.1	6.5	6.6	6.4
Sagar	8.9	9.4	8.3	9.8	10.1	9.4	7.3	8.2	6.3
Satna	10.2	10.2	10.2	11.7	11.8	11.6	6.3	6.1	6.4
Sehore	7.1	7.9	6.3	7.4	8.2	6.5	6.0	6.3	5.6
Seoni	9.0	9.6	8.4	9.2	9.9	8.5	7.0	6.5	7.4
Shahdol	9.6	10.0	9.2	10.8	11.3	10.3	6.7	7.1	6.3
Shajapur	8.1	8.5	7.6	8.1	8.4	7.8	7.9	8.8	6.9
Sheopur	7.1	7.2	7.0	7.6	7.7	7.6	4.7	5.0	4.4
Shivpuri	9.5	9.5	9.4	9.4	9.6	9.1	9.8	8.7	11.0
Sidhi	7.5	7.7	7.2	8.0	8.3	7.7	4.1	3.9	4.3
Tikamgarh	7.1	7.2	7.1	7.5	7.4	7.5	6.0	6.3	5.7
Ujjain	6.2	6.7	5.6	7.0	7.5	6.6	5.0	5.6	4.2
Umaria	10.1	10.9	9.2	10.3	10.8	9.7	9.3	11.3	7.1
Vidisha	9.1	9.4	8.8	9.8	10.0	9.5	7.6	7.9	7.1
West Nimar	11.3	12.9	9.6	11.7	13.4	10.0	9.1	10.8	7.4



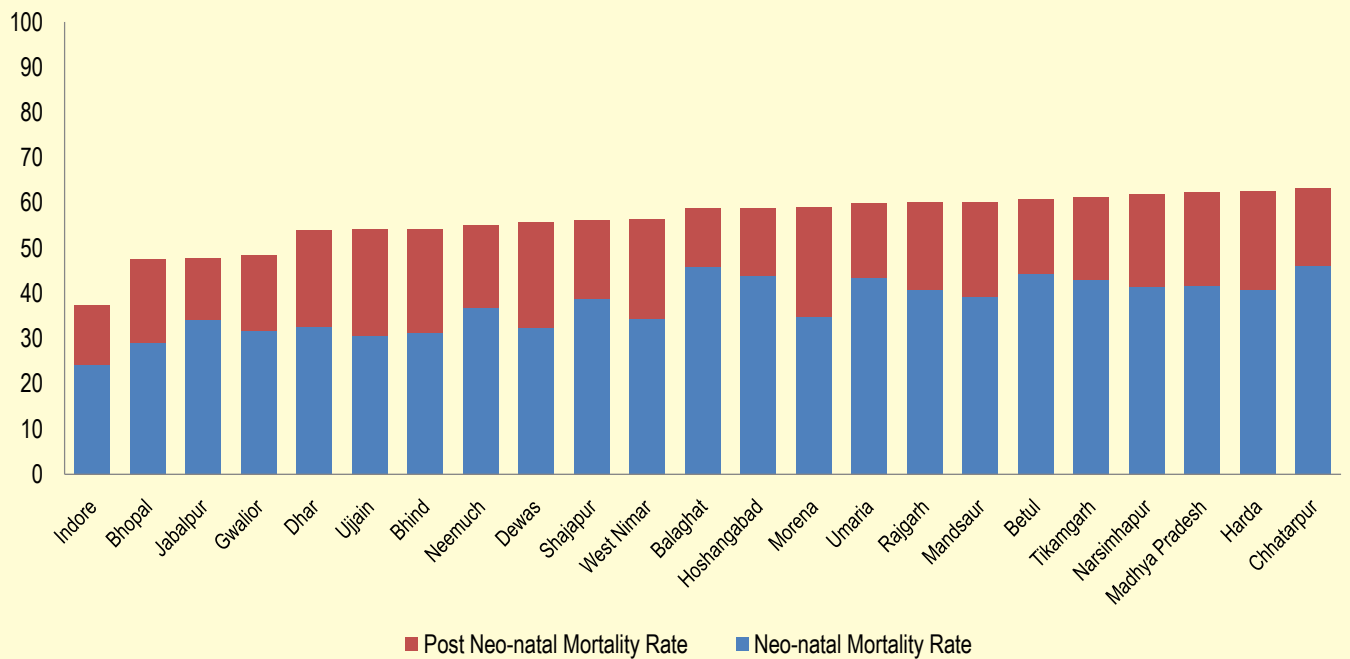


MORTALITY									
State/District Name	Infant Mortality Rate (IMR)								
	Total			Rural			Urban		
	Total	Male	Female	Total	Male	Female	Total	Male	Female
1	2	3	4	5	6	7	8	9	10
Madhya Pradesh	62	60	65	68	66	71	47	45	48
Balaghat	59	57	61	60	56	63	53	61	43
Barwani	66	65	66	65	64	66	70	74	67
Betul	61	61	61	63	64	63	47	44	49
Bhind	54	55	53	62	64	60	39	38	41
Bhopal	48	50	45	61	52	71	44	50	38
Chhatarpur	63	61	66	67	63	72	43	51	34
Chhindwara	69	68	70	75	76	74	52	45	60
Damoh	71	59	83	78	67	89	41	26	58
Datia	73	66	82	76	65	90	65	68	62
Dewas	56	58	53	60	64	55	46	43	49
Dhar	54	53	56	54	57	52	53	39	73
Dindori	66	70	63	66	69	63	-	-	-
East Nimar	67	69	64	65	71	58	73	64	83
Guna	75	63	88	81	69	95	54	45	65
Gwalior	48	47	50	58	45	75	43	48	38
Harda	63	57	69	65	61	70	51	39	65
Hoshangabad	59	56	62	69	64	74	35	38	31
Indore	37	38	37	52	53	51	32	32	32
Jabalpur	48	45	52	53	50	57	43	40	47
Jhabua	64	65	62	67	68	66	-	-	-
Katni	65	63	67	72	74	69	39	23	57
Mandla	68	62	74	71	63	78	33	46	17
Mandsaur	60	57	64	65	64	66	44	34	56
Morena	59	53	66	56	52	61	68	57	81
Narsimhapur	62	57	68	67	62	73	31	28	34
Neemuch	55	57	53	61	59	63	45	54	35
Panna	85	84	86	87	84	90	70	83	57
Raisen	69	68	70	73	73	73	51	45	57
Rajgarh	60	60	61	62	61	63	46	47	45
Ratlam	65	64	65	77	74	80	44	46	42
Rewa	68	66	70	72	71	72	-	-	-
Sagar	69	69	70	76	77	74	53	48	58
Satna	83	79	88	92	87	98	54	53	55
Sehore	67	75	58	71	81	61	-	-	-
Seoni	67	65	69	70	69	72	30	28	31
Shahdol	71	72	70	73	67	79	64	91	37
Shajapur	56	56	57	57	55	60	54	58	49
Sheopur	72	70	73	75	73	77	50	56	44
Shivpuri	69	66	72	67	63	72	80	82	79
Sidhi	67	51	85	70	56	85	47	17	82
Tikamgarh	61	57	66	63	55	71	55	65	43
Ujjain	54	54	54	61	62	60	41	39	44
Umaria	60	53	67	61	54	69	53	48	58
Vidisha	65	65	64	71	73	68	45	40	50
West Nimar	56	58	55	58	59	57	47	50	44

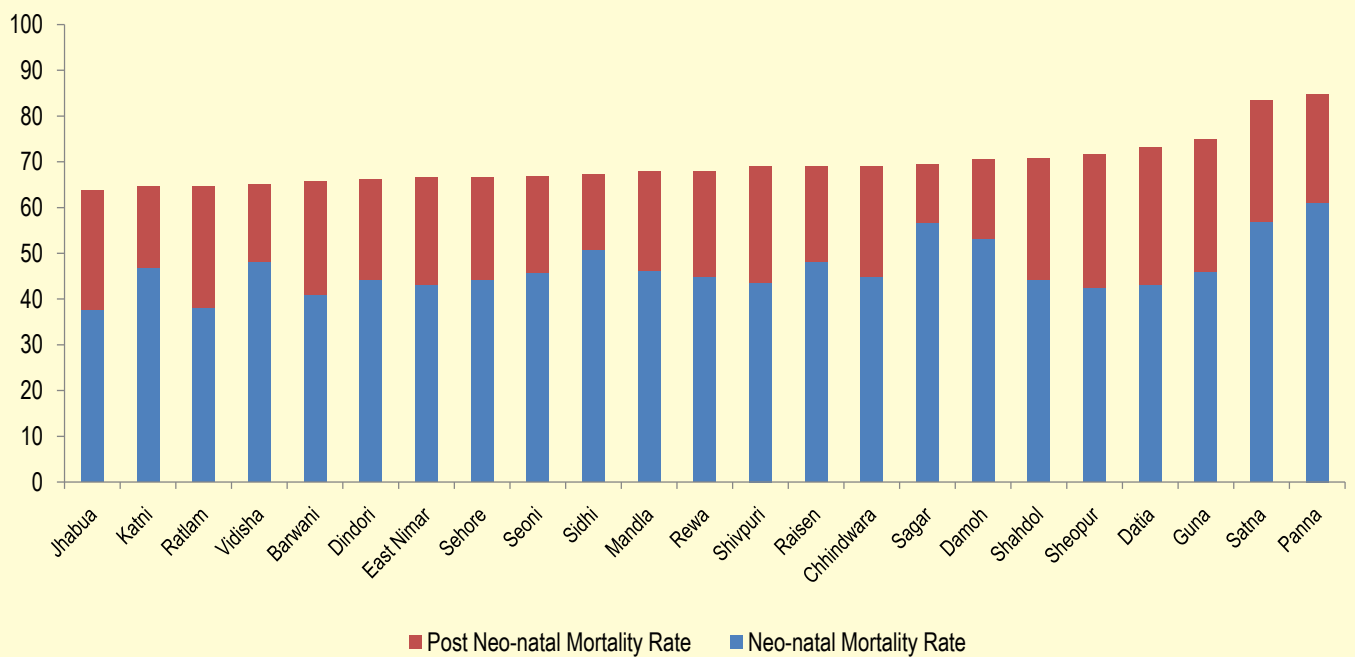


MORTALITY						
State/District Name	Neo-natal Mortality Rate			Post Neo-natal Mortality Rate		
	Total	Rural	Urban	Total	Rural	Urban
1	2	3	4	5	6	7
Madhya Pradesh	42	46	30	21	22	16
Balaghat	46	47	41	13	13	12
Barwani	41	42	35	25	22	36
Betul	44	45	41	16	18	5
Bhind	31	37	20	23	25	19
Bhopal	29	44	25	18	17	19
Chhatarpur	46	52	19	17	16	24
Chhindwara	45	50	31	24	25	21
Damoh	53	60	26	17	18	15
Datia	43	46	36	30	30	29
Dewas	32	34	29	23	26	16
Dhar	33	32	36	21	22	17
Dindori	44	44	-	22	22	-
East Nimar	43	40	55	23	25	18
Guna	46	50	32	29	31	22
Gwalior	32	36	30	17	22	14
Harda	41	42	34	22	23	18
Hoshangabad	44	52	24	15	17	11
Indore	24	36	19	13	15	12
Jabalpur	34	39	30	14	14	13
Jhabua	38	40	-	26	28	-
Katni	47	53	25	18	19	14
Mandla	46	48	24	22	23	8
Mandsaur	39	44	25	21	21	20
Morena	35	36	33	24	20	35
Narsimhapur	41	45	21	21	22	10
Neemuch	37	41	30	18	20	15
Panna	61	62	54	24	25	16
Raisen	48	51	35	21	22	16
Rajgarh	41	44	23	19	19	23
Ratlam	38	45	26	27	32	18
Rewa	45	48	-	23	24	-
Sagar	57	60	48	13	16	5
Satna	57	61	43	27	31	11
Sehore	44	47	-	22	24	-
Seoni	46	48	22	21	22	7
Shahdol	44	42	52	27	31	12
Shajapur	39	38	41	17	19	13
Sheopur	43	45	26	29	30	24
Shivpuri	43	41	58	25	26	22
Sidhi	51	54	28	16	16	19
Tikamgarh	43	43	44	18	20	11
Ujjain	31	37	19	23	24	22
Umaria	43	44	42	16	17	11
Vidisha	48	53	31	17	18	14
West Nimar	35	36	25	22	22	22

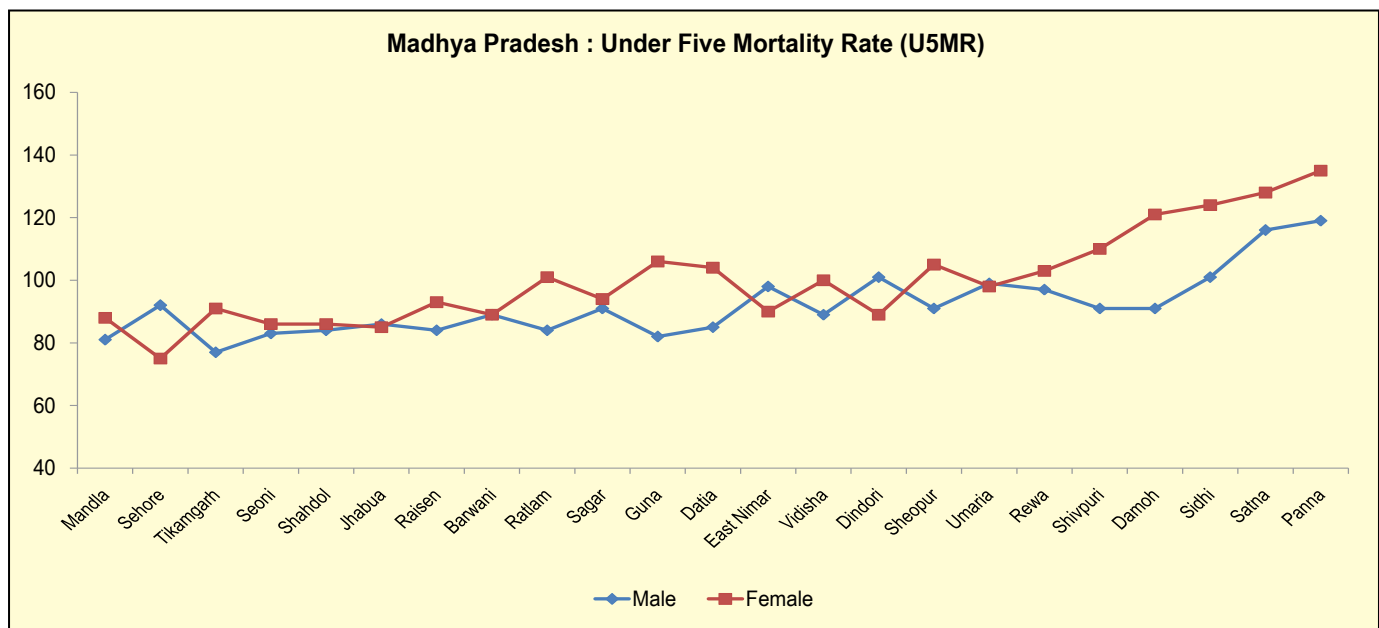
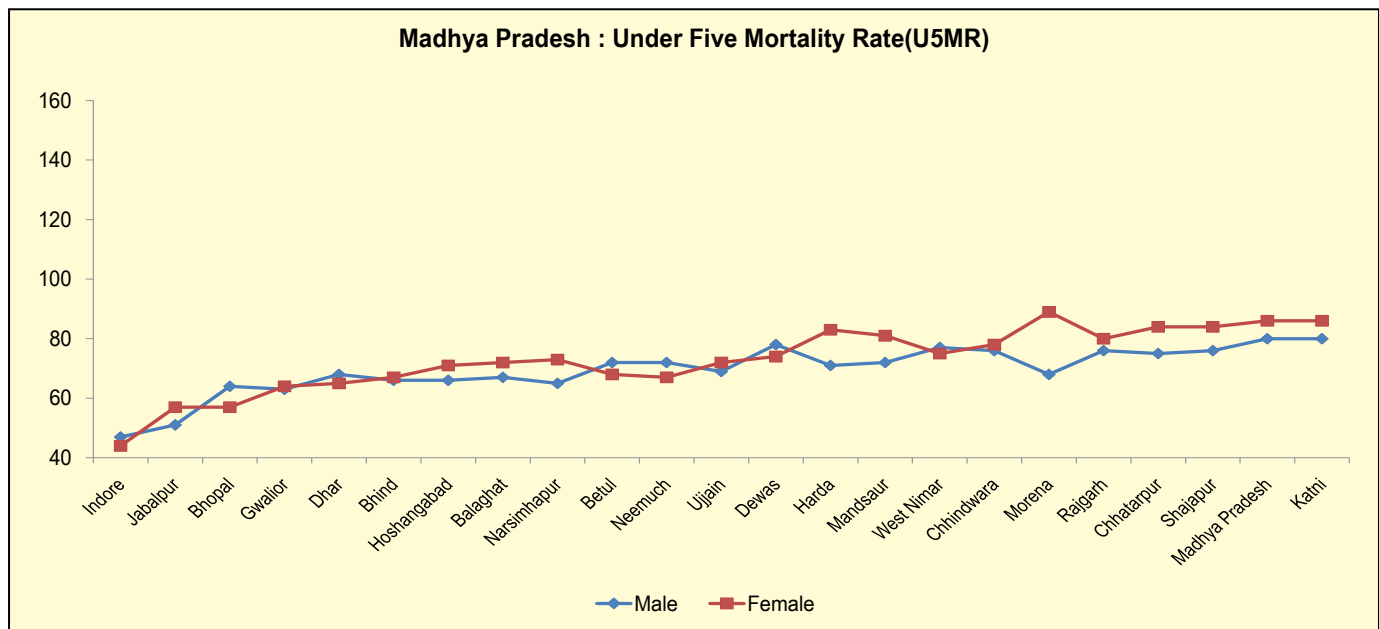
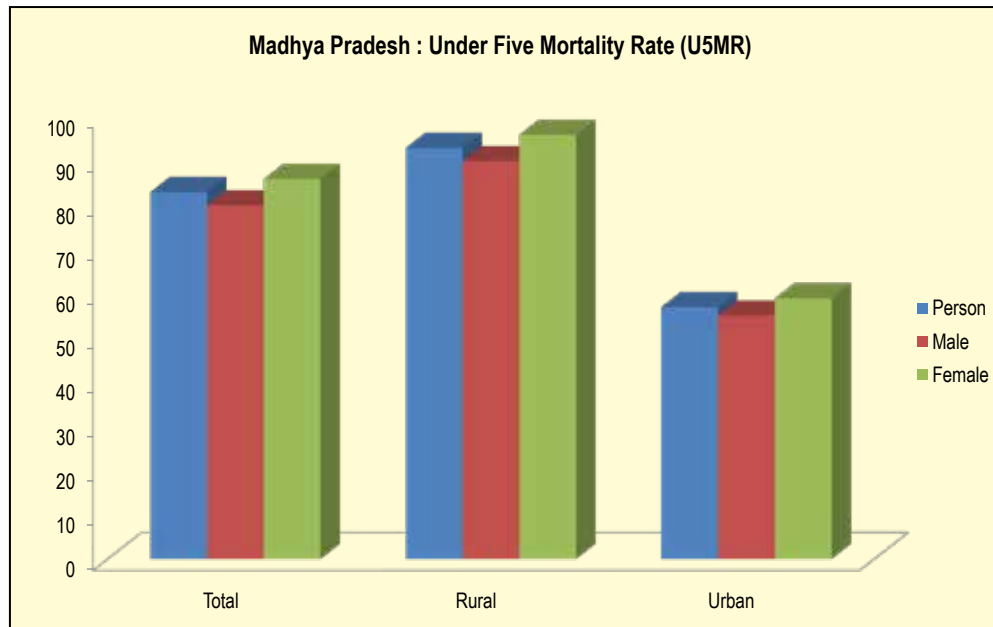
Madhya Pradesh : Infant Mortality Rate(IMR) with it's component



Madhya Pradesh : Infant Mortality Rate(IMR) with it's component



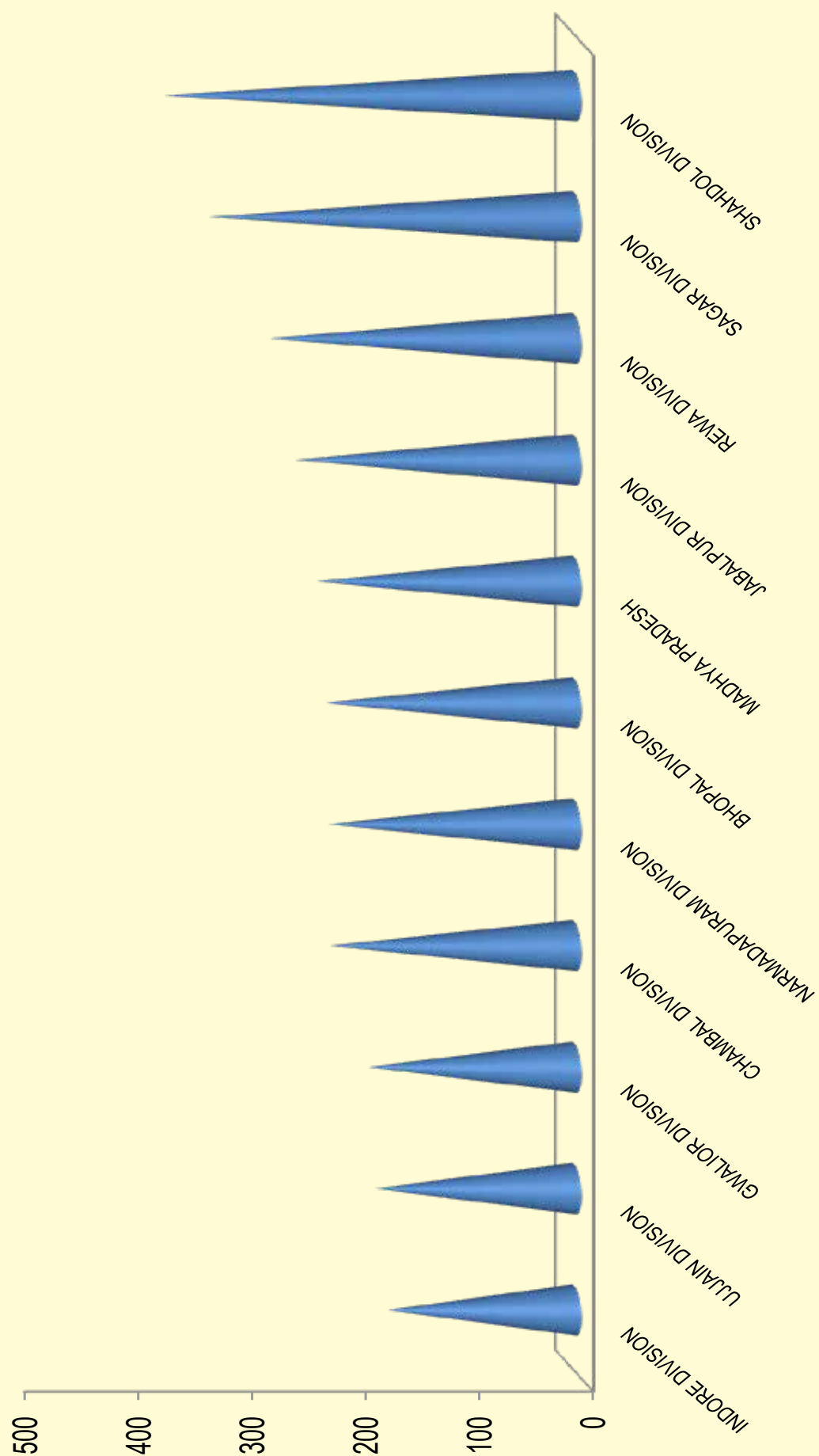
MORTALITY									
State/District Name	Under Five Mortality Rate (U5MR)								
	Total			Rural			Urban		
	Total	Male	Female	Total	Male	Female	Total	Male	Female
1	2	3	4	5	6	7	8	9	10
Madhya Pradesh	83	80	86	93	90	96	57	55	59
Balaghat	69	67	72	72	69	75	57	61	52
Barwani	89	89	89	85	85	85	105	105	105
Betul	70	72	68	75	77	72	47	44	49
Bhind	67	66	67	77	77	76	47	45	50
Bhopal	60	64	57	87	78	98	54	61	47
Chhatarpur	79	75	84	86	79	93	51	58	42
Chhindwara	77	76	78	83	84	83	58	55	63
Damoh	106	91	121	116	101	133	62	55	72
Datia	94	85	104	98	87	110	84	81	88
Dewas	76	78	74	83	89	77	61	56	67
Dhar	66	68	65	67	72	61	63	53	79
Dindori	95	101	89	95	101	90	-	-	-
East Nimar	94	98	90	100	107	91	80	70	92
Guna	93	82	106	103	93	116	61	50	74
Gwalior	63	63	64	77	64	94	57	62	50
Harda	76	71	83	81	76	86	58	47	70
Hoshangabad	68	66	71	82	77	87	38	40	34
Indore	46	47	44	67	67	67	38	40	36
Jabalpur	54	51	57	59	57	61	49	46	52
Jhabua	86	86	85	90	91	90	-	-	-
Katni	83	80	86	93	94	92	49	34	66
Mandla	84	81	88	88	83	94	37	55	17
Mandsaur	76	72	81	83	80	86	54	47	63
Morena	77	68	89	78	70	88	78	65	93
Narsimhapur	69	65	73	73	68	78	44	49	39
Neemuch	70	72	67	81	80	83	49	59	38
Panna	127	119	135	132	124	140	94	92	97
Raisen	88	84	93	95	91	100	61	58	64
Rajgarh	78	76	80	81	80	82	57	51	63
Ratlam	92	84	101	120	106	136	53	52	55
Rewa	100	97	103	107	105	109	-	-	-
Sagar	92	91	94	105	106	104	63	56	72
Satna	121	116	128	138	133	143	70	62	79
Sehore	84	92	75	92	101	81	-	-	-
Seoni	85	83	86	89	87	90	43	41	45
Shahdol	85	84	86	89	82	95	73	93	54
Shajapur	80	76	84	82	77	88	73	72	74
Sheopur	98	91	105	105	95	115	59	67	51
Shivpuri	100	91	110	98	90	108	109	97	122
Sidhi	112	101	124	120	111	130	57	32	87
Tikamgarh	84	77	91	87	79	97	68	73	61
Ujjain	70	69	72	82	81	82	51	49	54
Umaria	99	99	98	105	107	102	74	68	80
Vidisha	94	89	100	107	102	113	56	50	63
West Nimar	76	77	75	79	79	79	58	64	52





MORTALITY								
State/ Commissionary/ (Districts)	Maternal Mortality Ratio (MMR), Maternal Mortality Rate and Life Time Risk							
	Sample Female Population	Sample Live Births	Maternal Deaths	MMR	95% Confidence Interval		Maternal Mortality Rate	Life Time Risk
					Lower Limit	Upper Limit		
1	2	3	4	5	6	7	8	9
<b>MADHYA PRADESH</b>	625550	166658	378	227	204	250	20	0.70%
<b>CHAMBAL DIVISION</b> Sheopur, Morena, Bhind	50247	13483	29	215	137	293	19	0.67%
<b>GWALIOR DIVISION</b> Gwalior, Datia, Shivpuri, Guna	42678	11030	20	181	102	261	16	0.55%
<b>SAGAR DIVISION</b> Tikamgarh, Chhatarpur, Panna, Sagar, Damoh	51249	16766	54	322	236	408	35	1.22%
<b>REWA DIVISION</b> Satna, Rewa, Sidhi	33999	10457	28	268	169	367	27	0.96%
<b>SHAHDOL DIVISION</b> Umaria, Shahdol, Dindori	33866	9959	36	361	244	479	35	1.23%
<b>UJJAIN DIVISION</b> Neemuch, Mandsaur, Ratlam, Ujjain, Shajapur, Dewas	88048	21564	38	176	120	232	14	0.50%
<b>INDORE DIVISION</b> Jhabua, Dhar, Indore, West Nimar, Barwani, East Nimar	110865	29309	48	164	117	210	14	0.50%
<b>BHOPAL DIVISION</b> Rajgarh, Vidisha, Bhopal, Sehore, Raisen	54375	14151	31	219	142	296	19	0.66%
<b>NARMADAPURAM DIVISION</b> Betul, Harda, Hoshangabad	59565	14695	32	218	142	293	18	0.62%
<b>JABALPUR DIVISION</b> Katni, Jabalpur, Narsimhapur, Mandla, Chhindwara, Seoni, Balaghat	100658	25244	62	246	185	307	21	0.72%

DISTRIBUTION OF MATERNAL AND NON MATERNAL DEATHS BY BROAD AGE GROUP									
AGE GROUP	Sample Female Deaths	Maternal Deaths	Proportion	95% Confidence Interval		Non Maternal Deaths	Proportion	95% Confidence Interval	
				Lower Limit	Upper Limit			Lower Limit	Upper Limit
1	2	3	4	5	6	7	8	9	10
15-19	634	44	12	8	15	590	15	14	16
25-29	619	82	22	18	26	537	14	13	15
30-34	507	43	11	8	15	464	12	11	13
35-39	523	31	8	5	11	492	13	12	14
40-44	598	19	5	3	7	579	15	14	16
45-49	599	12	3	1	5	587	15	14	16
Total	4299	378	100			3921	100		

**Madhya Pradesh: Maternal Mortality Ratio (MMR) at Commissionariat level**

## CONFIDENCE INTERVAL (95%) FOR SOME IMPORTANT INDICATORS

State/District Name	Crude Birth Rate						Crude Death Rate					
	Total		Rural		Urban		Total		Rural		Urban	
	Lower Limit	Upper Limit	Lower Limit	Upper Limit	Lower Limit	Upper Limit	Lower Limit	Upper Limit	Lower Limit	Upper Limit	Lower Limit	Upper Limit
1	2	3	4	5	6	7	8	9	10	11	12	13
Madhya Pradesh	24.2	24.8	26.4	27.0	19.4	20.3	7.6	7.8	8.3	8.6	5.9	6.3
Balaghat	21.5	23.5	22.0	24.3	16.9	21.6	8.1	9.2	8.1	9.3	6.3	9.8
Barwani	28.6	33.7	28.2	34.0	25.8	37.2	10.2	12.2	9.7	11.7	10.0	16.8
Betul	22.5	24.8	23.5	26.3	16.3	20.4	8.0	9.0	8.3	9.5	5.8	7.5
Bhind	21.6	23.5	22.5	24.9	19.2	22.2	6.1	7.1	6.7	7.8	4.7	6.1
Bhopal	17.4	19.9	21.6	26.7	16.3	18.9	5.1	6.1	6.0	8.7	4.7	5.8
Chhatarpur	27.9	30.9	30.6	34.3	17.1	23.1	7.0	8.2	7.4	8.9	5.3	6.7
Chhindwara	21.4	24.0	21.9	25.2	18.8	22.5	7.6	8.8	8.0	9.4	5.7	7.8
Damoh	27.0	30.6	27.8	32.4	21.3	27.4	9.7	11.3	10.5	12.0	6.3	9.6
Datia	17.3	20.4	18.5	22.0	13.0	18.7	5.8	7.4	5.7	7.5	5.2	8.4
Dewas	19.7	22.6	20.4	24.2	16.5	21.3	5.0	6.1	5.1	6.5	4.1	5.8
Dhar	22.5	25.9	22.1	26.1	21.9	27.3	5.5	6.8	5.4	6.7	4.7	8.4
Dindori	27.6	30.8	27.9	31.3	18.5	22.5	9.6	10.9	9.7	11.1	5.5	8.0
East Nimar	21.5	24.8	22.6	26.6	16.8	21.5	7.1	8.3	7.2	8.6	6.2	8.4
Guna	26.4	29.8	28.3	32.5	18.7	25.2	7.3	9.2	7.2	9.7	7.0	8.7
Gwalior	16.3	19.3	18.2	23.8	14.7	18.3	5.3	6.4	5.7	7.6	4.9	6.3
Harda	23.5	25.4	24.0	26.4	20.9	22.7	6.4	7.5	6.6	7.8	5.0	7.1
Hoshangabad	20.8	22.8	23.3	25.9	15.6	18.5	6.9	7.9	7.5	8.9	5.5	6.7
Indore	17.9	21.1	22.6	26.2	16.2	19.9	4.6	5.8	5.9	7.9	4.1	5.3
Jabalpur	20.3	22.5	24.2	28.5	16.8	19.6	5.3	6.2	5.3	6.7	5.0	6.1
Jhabua	21.8	24.7	22.3	25.4	15.9	19.8	5.1	6.3	5.2	6.4	3.0	6.4
Katni	25.0	28.2	27.0	30.6	18.3	23.5	8.7	10.6	9.3	11.6	6.2	8.8
Mandla	23.9	26.2	24.7	27.3	15.9	18.8	7.7	9.0	8.1	9.5	4.1	6.2
Mandsaur	17.6	19.7	17.7	20.2	15.6	19.7	6.0	7.2	6.2	7.5	4.5	6.9
Morena	21.9	25.3	23.6	27.6	16.0	22.8	7.0	8.3	6.9	8.4	6.5	8.8
Narsimhapur	25.1	27.9	25.7	28.7	19.2	26.2	6.7	7.7	6.8	8.0	4.9	7.5
Neemuch	20.7	22.6	20.0	22.6	21.0	23.7	5.3	6.4	5.3	6.7	4.7	6.3
Panna	29.2	33.4	30.4	35.3	18.7	27.3	10.4	12.2	10.6	12.7	8.1	10.7
Raisen	24.8	28.9	26.1	31.6	18.5	22.9	7.1	8.6	7.6	9.5	4.8	6.6
Rajgarh	23.5	27.3	24.1	28.5	18.4	23.0	6.7	8.3	6.9	8.7	4.4	7.2
Ratlam	24.4	28.3	29.1	33.9	18.3	23.1	6.8	8.2	8.4	10.3	4.6	6.4
Rewa	24.4	27.8	25.2	29.2	17.7	24.3	7.2	8.7	7.4	9.2	5.1	7.9
Sagar	26.0	29.4	28.3	32.9	19.8	24.5	8.2	9.6	8.9	10.6	6.2	8.4
Satna	26.8	29.6	28.6	31.8	20.4	25.6	9.4	11.0	10.7	12.6	5.7	6.9
Sehore	24.8	28.0	24.7	27.8	21.6	32.2	6.1	8.1	6.2	8.6	4.4	7.6
Seoni	24.0	27.6	24.5	28.2	15.8	25.4	8.1	9.9	8.3	10.1	4.4	9.5
Shahdol	22.4	25.2	24.4	27.6	15.6	20.8	8.8	10.4	9.8	11.8	5.4	8.0
Shajapur	23.6	25.5	23.2	25.4	23.5	27.5	7.5	8.7	7.4	8.9	7.2	8.6
Sheopur	20.5	23.9	21.2	25.2	15.1	19.6	6.3	8.0	6.6	8.6	4.0	5.4
Shivpuri	28.9	32.5	29.4	33.2	22.4	32.3	8.7	10.3	8.5	10.3	8.3	11.4
Sidhi	24.2	27.5	24.9	28.6	17.2	23.9	6.9	8.0	7.4	8.7	3.6	4.6
Tikamgarh	24.3	27.5	25.6	29.0	16.3	24.5	6.7	7.6	7.0	8.0	4.7	7.2
Ujjain	21.9	25.4	24.2	29.2	17.5	21.6	5.7	6.7	6.3	7.8	4.4	5.6
Umaria	27.7	30.8	29.3	32.7	18.9	25.9	9.3	10.8	9.5	11.0	7.2	11.3
Vidisha	27.1	32.0	29.1	35.6	19.8	25.3	8.3	9.9	8.6	10.9	6.5	8.6
West Nimar	24.3	26.9	24.9	27.8	19.5	24.8	10.5	12.1	10.9	12.6	7.6	10.6

## CONFIDENCE INTERVAL (95%) FOR SOME IMPORTANT INDICATORS

State/District Name	Infant Mortality Rate						Under Five Mortality Rate (U5MR)					
	Total		Rural		Urban		Total		Rural		Urban	
	Lower Limit	Upper Limit	Lower Limit	Upper Limit	Lower Limit	Upper Limit	Lower Limit	Upper Limit	Lower Limit	Upper Limit	Lower Limit	Upper Limit
1	2	3	4	5	6	7	8	9	10	11	12	13
Madhya Pradesh	61	64	66	70	44	49	82	84	91	94	55	59
Balaghat	49	69	49	71	32	73	62	77	64	79	39	76
Barwani	57	75	55	74	50	91	81	97	77	94	84	126
Betul	52	70	53	73	32	61	63	77	67	83	32	61
Bhind	47	62	52	71	29	49	61	73	69	84	38	57
Bhopal	39	56	41	81	35	53	53	68	68	107	47	62
Chhatarpur	48	79	49	85	21	66	70	88	76	96	33	69
Chhindwara	54	84	57	93	22	81	67	87	71	95	42	75
Damoh	57	84	62	93	26	56	95	116	104	129	45	80
Datia	58	88	58	94	36	94	80	107	81	114	61	107
Dewas	45	66	46	74	29	62	68	84	73	93	49	74
Dhar	44	64	42	66	35	72	57	75	56	77	43	83
Dindori	56	76	56	77	-	-	84	106	84	107	-	-
East Nimar	56	77	55	75	45	102	85	103	89	111	62	99
Guna	59	91	61	101	39	68	82	105	89	118	42	79
Gwalior	38	59	40	76	30	56	55	72	62	92	47	67
Harda	52	74	52	78	36	66	69	84	72	90	44	73
Hoshangabad	49	69	56	81	24	45	61	75	73	91	28	47
Indore	33	42	43	61	27	37	41	51	56	78	33	44
Jabalpur	38	57	36	70	33	53	47	60	49	69	41	57
Jhabua	51	76	54	80	-	-	76	95	80	101	-	-
Katni	50	80	54	90	19	59	74	92	82	104	34	65
Mandla	54	81	56	85	14	51	74	94	78	99	18	56
Mandsaur	50	70	53	77	30	58	68	85	73	93	39	70
Morena	48	71	46	66	35	101	68	86	68	89	58	97
Narsimhapur	52	72	56	78	21	41	60	77	63	82	26	62
Neemuch	45	65	46	77	35	54	61	78	70	93	38	60
Panna	72	97	73	100	47	93	114	140	118	146	64	123
Raisen	53	85	54	92	24	77	76	100	81	109	40	82
Rajgarh	47	73	48	77	24	68	68	88	70	92	35	78
Ratlam	51	78	57	97	33	56	83	102	106	134	41	65
Rewa	56	80	59	84	-	-	88	112	94	121	-	-
Sagar	56	83	60	91	30	75	83	102	93	118	48	79
Satna	71	96	77	107	38	70	113	130	127	149	56	85
Sehore	49	84	51	92	-	-	72	95	78	105	-	-
Seoni	54	80	56	85	15	45	74	96	77	100	19	67
Shahdol	55	87	54	92	36	92	73	97	75	102	50	97
Shajapur	48	65	48	67	36	72	71	88	72	92	56	89
Sheopur	61	82	63	87	41	59	87	108	93	116	37	81
Shivpuri	58	80	55	80	56	105	90	110	88	109	84	135
Sidhi	58	77	59	80	33	60	100	124	107	133	32	82
Tikamgarh	51	72	51	74	33	77	75	92	78	97	47	88
Ujjain	42	66	45	77	25	57	60	80	69	95	37	66
Umaria	53	67	54	68	28	78	91	107	95	114	56	91
Vidisha	52	78	55	87	34	56	84	105	94	120	41	71
West Nimar	49	64	50	66	28	66	70	82	73	86	44	72

## CONFIDENCE INTERVAL (95%) FOR SOME IMPORTANT INDICATORS

State/District Name	Sex Ratio at Birth					
	Total		Rural		Urban	
	Lower Limit	Upper Limit	Lower Limit	Upper Limit	Lower Limit	Upper Limit
1	2	3	4	5	6	7
Madhya Pradesh	897	914	906	926	860	893
Balaghat	915	1025	921	1040	771	1064
Barwani	909	1016	883	997	925	1224
Betul	815	913	804	911	786	1044
Bhind	839	922	812	909	844	1003
Bhopal	862	975	717	954	878	1007
Chhatarpur	842	960	848	979	710	993
Chhindwara	846	976	866	1022	713	948
Damoh	874	1004	874	1024	775	1040
Datia	765	924	738	926	744	1042
Dewas	856	965	878	1015	749	926
Dhar	874	1018	923	1096	620	871
Dindori	931	1081	931	1085	702	1289
East Nimar	841	959	822	954	822	1081
Guna	788	930	797	967	664	915
Gwalior	750	862	675	851	759	905
Harda	872	977	856	975	857	1086
Hoshangabad	854	953	862	986	777	940
Indore	830	914	834	996	808	906
Jabalpur	777	867	746	886	772	889
Jhabua	871	1004	872	1012	688	1122
Katni	903	1036	908	1060	791	1064
Mandla	926	1062	930	1076	731	1097
Mandsaur	845	964	854	992	734	969
Morena	799	915	803	935	713	957
Narsimhapur	819	934	838	966	612	873
Neemuch	876	998	849	1002	861	1063
Panna	885	1040	867	1031	868	1326
Raisen	871	1034	881	1071	715	1024
Rajgarh	830	967	806	952	861	1251
Ratlam	829	948	798	949	823	1018
Rewa	888	1031	895	1054	728	1052
Sagar	839	961	829	974	790	1015
Satna	848	947	845	957	788	997
Sehore	837	990	832	1007	740	1064
Seoni	863	1003	862	1009	714	1135
Shahdol	869	1028	847	1026	832	1182
Shajapur	832	943	808	932	827	1071
Sheopur	913	1055	910	1065	800	1155
Shivpuri	844	961	848	978	715	984
Sidhi	845	981	851	998	667	1027
Tikamgarh	837	950	844	968	704	979
Ujjain	859	1004	843	1023	815	1058
Umaria	878	984	872	988	810	1083
Vidisha	852	983	859	1018	742	966
West Nimar	838	913	837	919	765	967



Page No. 

Confidential when filled

ANNUAL HEALTH SURVEY						HOUSELISTING SCHEDULE																	
State <input type="text"/>		Zone <input type="text"/>		District <input type="text"/>		Rural-1, <input type="text"/> Urban-2 <input type="text"/>		Stratum <input type="text"/>		Sample Unit <input type="text"/>													
Houselisting particulars as per baseline survey (for existing Houses/Households) and for new Houses/Households for updation survey						Houselisting particulars for first updation round				Houselisting particulars for second updation round													
Serial No.	Building Number	House No. (4 digits)	Status of the House (Code)	Household No. (2 digits)	Name of Head of the Household	Status of the House (as on date of survey) (Code)		Status of the Household (existing as on 01.01.2011) (Code)		If Head of the Household is changed, write '1', if not, '2'		If Code '1' in Col. 9, write the name of the new Head of the Household as on date of survey		Status of the House (as on date of survey) (Code)		Status of the Household # (existing as on 01.01.2012) (Code)		If Head of the Household is changed, write '1', if not, '2'		If Code '1' in Col. 13, write the name of the new Head of the Household as on date of survey			
						7	8	9	10	11	12	13	14										
1	2	3	4	5	6	7	8	9	10	11	12	13	14										

For new houses, the record is to be appended at the end of the houselist and Code '4' is to be assigned in Col. 4 during updation rounds. New houses can be in an existing structure or, altogether a new structure. In case of addition of new households in an existing house or replacement of an existing household by a new household or change in status from non residential/ vacant to residential/partly residential, the records should also be appended at the end of houselist. For such cases, Code given for status of house in Col. 7 during first updation should be copied in Col. 4. In all cases (including houses/households having no change in status), record present status of house/household in Cols. 11-12. For new household(s), record the name of head of the household in Col. 6 only. Cols. 13 & 14 are to be filled only when there is a change in name of head of the household as on date of survey. Cols. 7-10 are not to be filled in during this updation round.

Code for Col. (4)	
Item	Code
Residential	1
Non-residential	2
Vacant	3
New House	4

Code for Col. (7, 11)	
Item	Code
Residential/Partly residential	1
Non-residential	2
Vacant	3
Does not exist	0

Code for Col. (8, 12)	
Item	Code
Household continues in the same house	1
Out-migrated (out of the unit)	2
Shifted within the unit	3
In-migrated (from outside the unit)	4
Split household	5
Merged household	6

# Status as on 01.01.2012 is to be recorded.  
(For Households not existing as on 01.01.2012, put '-' in Col. 12)





# HOUSEHOLD SCHEDULE

State			Zone		District			Rural-1, Urban-2		Stratum		Sample Unit			House No.*		Household No.*	
-------	--	--	------	--	----------	--	--	---------------------	--	---------	--	----------------	--	--	---------------	--	-------------------	--

(i) Cols. 2, 3, 6, 8 & 13 are to be copied for all usual residents (Code 01-06 in Col. 4 of the first update HH Schedule) listed during first update survey. In Col.1, running serial numbers starting with 1 is to be given to each copied record and serial number next to the last serial number is to be given for new members being listed during current update round.

(ii) Cols. 1-3 are to be filled in for all usual residents as on date of survey excluding those who have been covered in (i) above.

(iii) Cols. 1-3 are also to be filled for new born died during 01.01.2011 to 31.12.2011.	(iv) For the above three categories, Residential Status is to be updated in Col. 4.	(v) Col. 5 onwards are to be filled only in respect of usual residents as on 01.01.2012 (i.e. Codes '01' to '06' in Col. 4).
--	---	--

[illegible]

Code for Col. (4)	
Item	Code
Continue to be in the same household	01
But died or outmigrated thereafter #	02
In migrated from outside the unit	03
Shifted into the household (Within the unit)	04
Newly born	05
Temporary Absentees #	06
Out migrated	07
Shifted out of the household (Within the unit)	08
Died	09
New born died (01.01.2011 – 31.12.2011)	10
Not a usual resident of the household	11

Code for Col. (5)		Code
Item		
Head		01
Wife or Husband		02
Son or Daughter		03
Son-in-law or Daughter-in-law		04
Grand child		05
Parent		06
Parent-in-law		07
Brother or Sister		08
Brother-in-law or Sister-in-law		09
Niece or Nephew		10
Other relatives		11
Adopted/Foster child		12
Not related		13

Code for Col. (10)	
Item	Code
Hindu	1
Muslim	2
Christian	3
Sikh	4
Buddhist	5
Jain	6
Others	7
No religion	8

Code for Col. (12)	
Item	Code
Never married	1
Married but, Gauna not performed	2
Married and, Gauna performed	3
Remarried	4
Widow/Widower	5
Divorced	6
Separated	7
Not stated	8

Code for Col. (11)	
Item	Code
SC	1
ST	2
Others	3

Code for Col. (15)	Item	Code
1	School too far	
2	Further education not considered necessary	
3	Required for work in Household activities/Farm/Family business	
4	Required for outside work	
5	Not interested in studies	
6	Cost too much	
7	Repeated failures	
8	Got married	
9	Others	

Code for Col. (16)		Code
Item		
Illiterate		0
Literate without Formal education		1
<b>Literate with Formal Education</b>		
Below Primary		2
Primary (5th passed)		3
Middle (8th passed)		4
Secondary/Matric/Class-X		5
Hr. Secondary/Sr. Secondary/Pre-University/Class-XII		6
Graduate/B.Tech/BBB/MBBS/Equivalent		7
Post Graduate/M.Tech/MBA/MD/Equivalent or higher.		8
Non-Technical/Technical diploma or certificate not equivalent to degree		9

Code for Col. (17)		
Item	Code	
Cultivator	01	
Agricultural Wage Labourer	02	
Non-agricultural Wage Labourer	03	
<b>Self Employed (excluding Cultivators)</b>		
Own Account Worker	04	
Employer	05	
Unpaid Family Labourer	06	
Regular Salaried/Wage Employee	07	
Did not work but was seeking and/or available for work	08	
Attending educational institution	09	
Attending routine domestic chores, etc.	10	
Beggar	11	
Sex worker/Prostitute	12	
Former pensioner, other remittance recipients	13	
Not able to work due to disability	14	
Too old to work	15	
Others	16	

**Confidential when filled**

# ANNUAL HEALTH SURVEY

# HOUSEHOLD SCHEDULE

[illegible]

Code for Col. (18)		Code
Item		
Mental		1
Visual		2
Hearing		3
Speech		4
Locomotor		5
Multiple		6
Others		7
No Disability		0

Code for Col. (19)	Item	Code
1	Treated in intensive care unit for any time	1
2	Treated as inpatient with stay > 2 weeks	2
3	Treated as inpatient with stay 1 to 2 weeks	3
4	Treated as inpatient with stay < 1 week	4
5	Treated as out patient	5
6	Treated by traditional healers	6
7	Treated at home	7
0	No injury	0

Code for Col. (20)		Code
Item		
Acute illnesses		
Diarrhoea		1
Dysentery		2
Acute respiratory infection		3
Jaundice with fever		4
Fever with chill/rigors (malaria etc.)		5
Fever of short duration with rashes		6
Other types of fever		7
Reproductive tract infections (RTI)		8
Others		9
No illness		0

Code for Col. (21, 25, 27)		Item	Code
<b>GOVERNMENT</b>			
01		Sub center	
02		PHC	
03		CHC	
04		UHC/UHP/UFWC	
05		Dispensary/Clinic	
06		Hospital	
07		AYUSH Hospital/Clinic	
<b>PRIVATE</b>			
08		Dispensary/Clinic	
09		Hospital	
10		AYUSH Hospital/Clinic	
11		NGO or Trust Hospital/Clinic	
12		DOT Center (only for Col. 27)	
13		At Home	
99		Others	
00		No Treatment	

Code for Col. (22)		
Item	Code	
Diseases of respiratory system	01	
Diseases of cardiovascular system	02	
Diseases of central nervous system	03	
Diseases of musculo-skeletal system	04	
Diseases of gastrointestinal system	05	
Diseases of genitourinary system	06	
Skin diseases	07	
Goitre	08	
Elephantiasis	09	
Eye problems/diseases	10	
ENT problems/diseases	11	
Mouth and dental problems	12	
Others	13	
No symptoms of chronic disease	99	

Code for Col. (23)		
Item	Code	
Details of diagnosis/treatment not available	1	
Details of diagnosis/treatment available	2	
No	3	

Code for Col. (24)		Code
Item		
Diabetes		01
Hypertension		02
Chronic heart disease		03
Myocardial infarction/Heart attack		04
Stroke/Cerebrovascular accident		05
Epilepsy		06
Asthma/Chronic respiratory disease		07
Goitre/Thyroid disorder		08
Tuberculosis		09
Leprosy		10
Cancer-Respiratory System		11
Cancer-Gastrointestinal system		12
Cancer-Genitourinary system		13
Cancer-Breast		14
Renal stone		15
Chronic renal disease		16
Gall stone/Cholecystitis		17
Chronic liver disease		18
Rheumatoid arthritis/Osteoarthritis		19
Chronic skin diseases/Psoriasis		20
Cataract		21
Glaucoma		22
Sinusitis, Tonsillitis		23
Flouritis		24
Pyorrhea		25

Code for Col. (24) Contd.		
Item	Code	
Rheumatic fever/Rheumatic heart disease	26	
Tumour (any type)	27	
Blood Cancer/Leukemia	28	
Skin Cancer	29	
Piles, Anal Fissure, Anal Fistula	30	
Anaemia	31	
Others Hemia, Hydrocele, Poptic Uler, etc.	39	
Not diagnosed	00	

Code for Col. (26)		
Item	Code	
Not regularly	1	
Regularly	2	
No	3	

Code for Col. (29)		
Item	Code	
Employees State Insurance Scheme(ESI/S)	1	
Rashtriya Swasthya Bima Yojana (RSBY)	2	
Central State Government Health Scheme other than RSBY	3	
Medical reimbursement from employer	4	
Community Health Insurance Programme	5	
Mediclaim	6	
Others	7	

Confidential when filled

## ANNUAL HEALTH SURVEY

## WOMAN SCHEDULE

State	<input type="text"/>	<input type="text"/>	<input type="text"/>	Zone	<input type="text"/>
District	<input type="text"/>	<input type="text"/>	<input type="text"/>	Rural - 1/ Urban - 2	<input type="text"/>
Stratum	<input type="text"/>	<input type="text"/>	<input type="text"/>	<input type="text"/>	<input type="text"/>
Sample Unit	<input type="text"/>	<input type="text"/>	<input type="text"/>	<input type="text"/>	<input type="text"/>
House No.	<input type="text"/>	<input type="text"/>	<input type="text"/>	Household No.	<input type="text"/>

## Section I – Ever Married Woman (Aged 15–49 years)

Sl. No., Name, Identification Code, Age, Marital Status, Highest educational qualification and Occupation/ Activity Status are to be copied from Col. 1, 2, 6, 9, 12, 16 & 17 respectively of the Household Schedule. However, Marital Status, Highest educational qualification and Occupation/ Activity Status should be probed from the woman and in case of any variations, the response given by the woman should be recorded in the relevant columns of the Household Schedule by according priority.

Sl. No.	Name	Identification Code	Age	Marital Status (Code) *	Highest educational Qualification attained (Code)	Occupation/ Activity Status (Code)
<input type="text"/>	<input type="text"/>	<input type="text"/>	<input type="text"/>	<input type="text"/>	<input type="text"/>	<input type="text"/>

\* If Code '2' (Married but, Gauna not performed), go to Section II of the Schedule.

Q. No.	Questions and Codes	Responses												
Q.1	Have you ever conceived?	Yes-1, No-2 <input type="text"/>												
Q.2	If Yes, how many times have you conceived?	Record the number <input type="text"/>												
Q.3	What was your age at first conception ? (in completed years)	<input type="text"/>												
Q.4	Have you delivered a live baby before 01.01.2012?	Yes-1, No-2 <input type="text"/>												
Q.5	How many children have been born alive ever before 01.01.2012 and out of them how many are surviving as on 01.01.2012?	Record the number <table border="1"> <thead> <tr> <th></th><th>Male</th><th>Female</th><th>Total</th></tr> </thead> <tbody> <tr> <td>Born Alive</td><td><input type="text"/></td><td><input type="text"/></td><td><input type="text"/></td></tr> <tr> <td>Surviving</td><td><input type="text"/></td><td><input type="text"/></td><td><input type="text"/></td></tr> </tbody> </table>		Male	Female	Total	Born Alive	<input type="text"/>	<input type="text"/>	<input type="text"/>	Surviving	<input type="text"/>	<input type="text"/>	<input type="text"/>
	Male	Female	Total											
Born Alive	<input type="text"/>	<input type="text"/>	<input type="text"/>											
Surviving	<input type="text"/>	<input type="text"/>	<input type="text"/>											
Q.6	What was your age at first live birth? (in completed years)	<input type="text"/>												
Q.7	Has the outcome of any pregnancy(s) resulted in live birth/still birth/abortion during 01.01.2011 to 31.12.2011?	Yes-1, No-2 <input type="text"/>												

Q.8

If Code '1' (Yes) in Q.7, record the history of outcome(s) of pregnancy(s). Start with the last pregnancy excluding the current one. Use separate lines for twins/triplets. Same pregnancy number to be recorded for twins/triplets.

Pregnancy Number (to be recorded)	Outcome of Pregnancy	If Code '1' or '2' in Col. 2, record the sex of the baby (Male-1, Female-2)	Whether pregnancy confirmation test was done by using NPT kit? (Yes-1, No-2)	To be filled for Induced or Spontaneous abortions (Code '3' or '4' in Col. 2)					
				At what month of pregnancy did abortion happen?	Did you receive any ANC? (Yes-1, No-2)	Did you go for ultrasound before this abortion? (Yes-1, No-2)	Where was the abortion performed/ completed? (Code)	Who performed/ completed the abortion? (Code)	Only for induced abortion Why did you abort the pregnancy? (Code)
1	2	3	4	5	6	7	8	9	10
(.....) Last pregnancy	Live Birth-1 Still Birth-2 Induced Abr.-3 Spont Abr.-4	<input type="checkbox"/>	<input type="checkbox"/>	<input type="checkbox"/>	<input type="checkbox"/>	<input type="checkbox"/>	<input type="checkbox"/>	<input type="checkbox"/>	<input type="checkbox"/>
(.....) Previous to last pregnancy	Live Birth-1 Still Birth-2 Induced Abr.-3 Spont Abr.-4	<input type="checkbox"/>	<input type="checkbox"/>	<input type="checkbox"/>	<input type="checkbox"/>	<input type="checkbox"/>	<input type="checkbox"/>	<input type="checkbox"/>	<input type="checkbox"/>
(.....) Second from last pregnancy	Live Birth-1 Still Birth-2 Induced Abr.-3 Spont Abr.-4	<input type="checkbox"/>	<input type="checkbox"/>	<input type="checkbox"/>	<input type="checkbox"/>	<input type="checkbox"/>	<input type="checkbox"/>	<input type="checkbox"/>	<input type="checkbox"/>

**Note:** If outcome(s) of pregnancy(s) resulted in 'only Abortion(s)', go to Section II of Schedule after filling Columns 4 to 10 of Q.8.

Code for Col.8 (Q.8)		
Item		Code
GOVERNMENT		
Sub - Center		01
PHC		02
CHC		03
UHC / UHP / UFWC		04
Dispensary / Clinic		05
Hospital		06
AYUSH Hospital / Clinic		07
PRIVATE		
Dispensary / Clinic		08
Hospital		09
AYUSH Hospital / Clinic		10
NGO or Trust Hosp. / Clinic		11
At Home	Self	12
	Elsewhere	13
Others		99

Code for Col.9 (Q.8)	
Item	Code
Doctor	1
Nurse / ANM / LHV	2
Trained dai	3
Untrained dai	4
Family members / Relatives / Friends	5
None / Self	6
Others	7

Code for Col.10 (Q.8)	
Item	Code
Unplanned pregnancy	1
Due to contraceptive failure	2
Complication(s) in pregnancy	3
Health did not permit	4
Female foetus	5
Economic reason(s)	6
Last child too young	7
Foetus had congenital abnormality	8
Others	9

**Q.9 Details about the last two outcome of pregnancy(s) which resulted in live birth (surviving / not surviving) / still birth during 01.01.2011 to 31.12.2011. Begin with last birth. Survival status to be assessed as on 01.01.2012.**

Questions 9 (1) to 9 (45) are to be probed for live births (surviving/not surviving) as well as still births **unless otherwise specified.**

Q. No.	Questions and Codes	Responses												
Q.9 (1)	Pregnancy number of last two live / still birth(s) in Chronological order [Copy from Col. 1 (Q.8)]	<table border="1"> <tr> <th>Pregnancy Number</th><th>Last birth</th><th>Previous to last birth</th></tr> <tr> <td></td><td><input type="text"/></td><td><input type="text"/></td></tr> </table>	Pregnancy Number	Last birth	Previous to last birth		<input type="text"/>	<input type="text"/>						
Pregnancy Number	Last birth	Previous to last birth												
	<input type="text"/>	<input type="text"/>												
Q.9 (2)	What kind of birth is / was it?  <table border="1"> <thead> <tr> <th>Item</th><th>Code</th></tr> </thead> <tbody> <tr> <td>Live birth surviving</td><td>1</td></tr> <tr> <td>Live birth not surviving</td><td>2</td></tr> <tr> <td>Still birth</td><td>3</td></tr> </tbody> </table> (If Code '3' is recorded for any of the births, go to Q.9 (6) for that particular birth)	Item	Code	Live birth surviving	1	Live birth not surviving	2	Still birth	3	<table border="1"> <tr> <th>Last birth</th><th>Previous to last birth</th></tr> <tr> <td><input type="text"/></td><td><input type="text"/></td></tr> </table>	Last birth	Previous to last birth	<input type="text"/>	<input type="text"/>
Item	Code													
Live birth surviving	1													
Live birth not surviving	2													
Still birth	3													
Last birth	Previous to last birth													
<input type="text"/>	<input type="text"/>													
Q.9 (3)	What is the order of live birth? (If more than 9, record '9' only)	<table border="1"> <tr> <th>Order of live birth</th><th>Last birth</th><th>Previous to last birth</th></tr> <tr> <td></td><td><input type="text"/></td><td><input type="text"/></td></tr> </table>	Order of live birth	Last birth	Previous to last birth		<input type="text"/>	<input type="text"/>						
Order of live birth	Last birth	Previous to last birth												
	<input type="text"/>	<input type="text"/>												
Q.9 (4)	Only if birth order $\geq 2$  What is the interval between the previous and current live births?  (If more than 99 months, record '99' only)	<table border="1"> <tr> <th>Interval (in completed months)</th><th>Last birth</th><th>Previous to last birth</th></tr> <tr> <td></td><td><input type="text"/><input type="text"/></td><td><input type="text"/><input type="text"/></td></tr> </table>	Interval (in completed months)	Last birth	Previous to last birth		<input type="text"/> <input type="text"/>	<input type="text"/> <input type="text"/>						
Interval (in completed months)	Last birth	Previous to last birth												
	<input type="text"/> <input type="text"/>	<input type="text"/> <input type="text"/>												
Q.9 (5)	Identification Code (only for live birth surviving) – To be copied from Col. 6 of the Household Schedule	<table border="1"> <tr> <th>Identification Code</th><th>Last birth</th><th>Previous to last birth</th></tr> <tr> <td></td><td><input type="text"/><input type="text"/><input type="text"/><input type="text"/><input type="text"/><input type="text"/></td><td><input type="text"/><input type="text"/><input type="text"/><input type="text"/><input type="text"/><input type="text"/></td></tr> </table>	Identification Code	Last birth	Previous to last birth		<input type="text"/> <input type="text"/> <input type="text"/> <input type="text"/> <input type="text"/> <input type="text"/>	<input type="text"/> <input type="text"/> <input type="text"/> <input type="text"/> <input type="text"/> <input type="text"/>						
Identification Code	Last birth	Previous to last birth												
	<input type="text"/> <input type="text"/> <input type="text"/> <input type="text"/> <input type="text"/> <input type="text"/>	<input type="text"/> <input type="text"/> <input type="text"/> <input type="text"/> <input type="text"/> <input type="text"/>												
Q.9 (6)	What is/was the date of birth of the baby?  (In case of still birth, record only month and year)	<table border="1"> <tr> <th>Date of Birth</th><th>Last birth</th><th>Previous to last birth</th></tr> <tr> <td></td><td>D D M M Y Y Y Y</td><td>D D M M Y Y Y Y</td></tr> <tr> <td></td><td><input type="text"/><input type="text"/><input type="text"/><input type="text"/><input type="text"/><input type="text"/><input type="text"/><input type="text"/></td><td><input type="text"/><input type="text"/><input type="text"/><input type="text"/><input type="text"/><input type="text"/><input type="text"/><input type="text"/></td></tr> </table>	Date of Birth	Last birth	Previous to last birth		D D M M Y Y Y Y	D D M M Y Y Y Y		<input type="text"/> <input type="text"/> <input type="text"/> <input type="text"/> <input type="text"/> <input type="text"/> <input type="text"/> <input type="text"/>	<input type="text"/> <input type="text"/> <input type="text"/> <input type="text"/> <input type="text"/> <input type="text"/> <input type="text"/> <input type="text"/>			
Date of Birth	Last birth	Previous to last birth												
	D D M M Y Y Y Y	D D M M Y Y Y Y												
	<input type="text"/> <input type="text"/> <input type="text"/> <input type="text"/> <input type="text"/> <input type="text"/> <input type="text"/> <input type="text"/>	<input type="text"/> <input type="text"/> <input type="text"/> <input type="text"/> <input type="text"/> <input type="text"/> <input type="text"/> <input type="text"/>												
Q.9 (7)	What type of birth was it?  <table border="1"> <thead> <tr> <th>Item</th><th>Code</th></tr> </thead> <tbody> <tr> <td>Single</td><td>1</td></tr> <tr> <td>Multiple</td><td>2</td></tr> </tbody> </table>	Item	Code	Single	1	Multiple	2	<table border="1"> <tr> <th>Last birth</th><th>Previous to last birth</th></tr> <tr> <td><input type="text"/></td><td><input type="text"/></td></tr> </table>	Last birth	Previous to last birth	<input type="text"/>	<input type="text"/>		
Item	Code													
Single	1													
Multiple	2													
Last birth	Previous to last birth													
<input type="text"/>	<input type="text"/>													
<b>ANTE NATAL CARE (ANC)</b>														
Q.9 (8)	Did you get your pregnancy registered for each birth?  <table border="1"> <thead> <tr> <th>Item</th><th>Code</th></tr> </thead> <tbody> <tr> <td>Yes</td><td>1</td></tr> <tr> <td>No</td><td>2</td></tr> </tbody> </table> (Record Code '2' only after ascertaining that the woman has not received any ANC for that particular birth)	Item	Code	Yes	1	No	2	<table border="1"> <tr> <th>Last birth</th><th>Previous to last birth</th></tr> <tr> <td><input type="text"/></td><td><input type="text"/></td></tr> </table> <p>If Code '2', go to Q.9 (15)</p>	Last birth	Previous to last birth	<input type="text"/>	<input type="text"/>		
Item	Code													
Yes	1													
No	2													
Last birth	Previous to last birth													
<input type="text"/>	<input type="text"/>													

Q.9 (9)	How many months pregnant were you at the time of first ANC ?	<table border="1"> <tr> <th data-bbox="751 165 975 311">Number of completed months</th> <th data-bbox="975 165 1193 311">Last birth</th> <th data-bbox="1193 165 1458 311">Previous to last birth</th> </tr> <tr> <td data-bbox="751 232 975 311"></td> <td data-bbox="975 232 1193 311"></td> <td data-bbox="1193 232 1458 311"></td> </tr> </table>	Number of completed months	Last birth	Previous to last birth																																	
Number of completed months	Last birth	Previous to last birth																																				
Q.9 (10)	How many ANC's did you receive during pregnancy associated with each birth? (If more than 9 ANC's, record '9' only)	<table border="1"> <tr> <th data-bbox="751 333 975 479">Number of ANC's</th> <th data-bbox="975 333 1193 479">Last birth</th> <th data-bbox="1193 333 1458 479">Previous to last birth</th> </tr> <tr> <td data-bbox="751 400 975 479"></td> <td data-bbox="975 400 1193 479"></td> <td data-bbox="1193 400 1458 479"></td> </tr> </table>	Number of ANC's	Last birth	Previous to last birth																																	
Number of ANC's	Last birth	Previous to last birth																																				
Q.9 (11)	What was the main source of ANC ? <table border="1"> <thead> <tr> <th data-bbox="260 568 620 607">Item</th> <th data-bbox="620 568 715 607">Code</th> </tr> </thead> <tbody> <tr> <td data-bbox="260 607 620 645"><b>GOVERNMENT</b></td> <td data-bbox="620 607 715 645"></td> </tr> <tr> <td data-bbox="260 645 620 683">Anganwadi</td> <td data-bbox="620 645 715 683">00</td> </tr> <tr> <td data-bbox="260 683 620 721">Sub - Center</td> <td data-bbox="620 683 715 721">01</td> </tr> <tr> <td data-bbox="260 721 620 759">PHC</td> <td data-bbox="620 721 715 759">02</td> </tr> <tr> <td data-bbox="260 759 620 797">CHC</td> <td data-bbox="620 759 715 797">03</td> </tr> <tr> <td data-bbox="260 797 620 835">UHC / UHP / UFWC</td> <td data-bbox="620 797 715 835">04</td> </tr> <tr> <td data-bbox="260 835 620 873">Dispensary / Clinic</td> <td data-bbox="620 835 715 873">05</td> </tr> <tr> <td data-bbox="260 873 620 911">Hospital</td> <td data-bbox="620 873 715 911">06</td> </tr> <tr> <td data-bbox="260 911 620 949">AYUSH Hospital / Clinic</td> <td data-bbox="620 911 715 949">07</td> </tr> <tr> <td data-bbox="260 949 620 987"><b>PRIVATE</b></td> <td data-bbox="620 949 715 987"></td> </tr> <tr> <td data-bbox="260 987 620 1025">Dispensary / Clinic</td> <td data-bbox="620 987 715 1025">08</td> </tr> <tr> <td data-bbox="260 1025 620 1064">Hospital</td> <td data-bbox="620 1025 715 1064">09</td> </tr> <tr> <td data-bbox="260 1064 620 1102">AYUSH Hospital / Clinic</td> <td data-bbox="620 1064 715 1102">10</td> </tr> <tr> <td data-bbox="260 1102 620 1140"><b>NGO or Trust Hospital/Clinic</b></td> <td data-bbox="620 1102 715 1140">11</td> </tr> <tr> <td data-bbox="260 1140 620 1178"><b>Others</b></td> <td data-bbox="620 1140 715 1178">99</td> </tr> </tbody> </table>	Item	Code	<b>GOVERNMENT</b>		Anganwadi	00	Sub - Center	01	PHC	02	CHC	03	UHC / UHP / UFWC	04	Dispensary / Clinic	05	Hospital	06	AYUSH Hospital / Clinic	07	<b>PRIVATE</b>		Dispensary / Clinic	08	Hospital	09	AYUSH Hospital / Clinic	10	<b>NGO or Trust Hospital/Clinic</b>	11	<b>Others</b>	99	<table border="1"> <tr> <th data-bbox="975 759 1193 819">Last birth</th> <th data-bbox="1193 759 1458 819">Previous to last birth</th> </tr> <tr> <td data-bbox="975 819 1193 898"></td> <td data-bbox="1193 819 1458 898"></td> </tr> </table>	Last birth	Previous to last birth		
Item	Code																																					
<b>GOVERNMENT</b>																																						
Anganwadi	00																																					
Sub - Center	01																																					
PHC	02																																					
CHC	03																																					
UHC / UHP / UFWC	04																																					
Dispensary / Clinic	05																																					
Hospital	06																																					
AYUSH Hospital / Clinic	07																																					
<b>PRIVATE</b>																																						
Dispensary / Clinic	08																																					
Hospital	09																																					
AYUSH Hospital / Clinic	10																																					
<b>NGO or Trust Hospital/Clinic</b>	11																																					
<b>Others</b>	99																																					
Last birth	Previous to last birth																																					
Q.9 (12)	What were the type of tests performed during the ANC? (Read out the type of tests performed)  (Record the total number of tests performed across all ANC's. If any of the tests were performed more than 9 times, record '9' only)	<table border="1"> <tr> <th data-bbox="751 1218 975 1308">Type of tests performed</th> <th data-bbox="975 1218 1193 1308">Last birth (in numbers)</th> <th data-bbox="1193 1218 1458 1308">Previous to last birth (in numbers)</th> </tr> <tr> <td data-bbox="751 1308 975 1386">Abdominal Examination</td> <td data-bbox="975 1308 1193 1386"></td> <td data-bbox="1193 1308 1458 1386"></td> </tr> <tr> <td data-bbox="751 1386 975 1464">Blood Pressure</td> <td data-bbox="975 1386 1193 1464"></td> <td data-bbox="1193 1386 1458 1464"></td> </tr> <tr> <td data-bbox="751 1464 975 1543">Breast Examination</td> <td data-bbox="975 1464 1193 1543"></td> <td data-bbox="1193 1464 1458 1543"></td> </tr> <tr> <td data-bbox="751 1543 975 1621">Weight Measurement</td> <td data-bbox="975 1543 1193 1621"></td> <td data-bbox="1193 1543 1458 1621"></td> </tr> <tr> <td data-bbox="751 1621 975 1700">Urine test</td> <td data-bbox="975 1621 1193 1700"></td> <td data-bbox="1193 1621 1458 1700"></td> </tr> <tr> <td data-bbox="751 1700 975 1778">Blood (for Hb estimation)</td> <td data-bbox="975 1700 1193 1778"></td> <td data-bbox="1193 1700 1458 1778"></td> </tr> <tr> <td data-bbox="751 1778 975 1856">Blood group test</td> <td data-bbox="975 1778 1193 1856"></td> <td data-bbox="1193 1778 1458 1856"></td> </tr> <tr> <td data-bbox="751 1856 975 1935">Blood (for other tests)</td> <td data-bbox="975 1856 1193 1935"></td> <td data-bbox="1193 1856 1458 1935"></td> </tr> <tr> <td data-bbox="751 1935 975 2013">Ultrasound</td> <td data-bbox="975 1935 1193 2013"></td> <td data-bbox="1193 1935 1458 2013"></td> </tr> </table>	Type of tests performed	Last birth (in numbers)	Previous to last birth (in numbers)	Abdominal Examination			Blood Pressure			Breast Examination			Weight Measurement			Urine test			Blood (for Hb estimation)			Blood group test			Blood (for other tests)			Ultrasound								
Type of tests performed	Last birth (in numbers)	Previous to last birth (in numbers)																																				
Abdominal Examination																																						
Blood Pressure																																						
Breast Examination																																						
Weight Measurement																																						
Urine test																																						
Blood (for Hb estimation)																																						
Blood group test																																						
Blood (for other tests)																																						
Ultrasound																																						



Q.9 (13)	<p>(i) How many TT injections did you receive?</p> <p>(ii) How many months pregnant were you at the time of 2nd TT injection?</p>	<table border="1"> <tr> <td data-bbox="724 159 954 315">Number of TT injections</td> <td data-bbox="954 159 1171 315">Last birth <input type="text"/></td> <td data-bbox="1171 159 1437 315">Previous to last birth <input type="text"/></td> </tr> <tr> <td data-bbox="724 315 954 488">Number of completed months</td> <td data-bbox="954 315 1171 488">Last birth <input type="text"/></td> <td data-bbox="1171 315 1437 488">Previous to last birth <input type="text"/></td> </tr> </table>	Number of TT injections	Last birth <input type="text"/>	Previous to last birth <input type="text"/>	Number of completed months	Last birth <input type="text"/>	Previous to last birth <input type="text"/>																											
Number of TT injections	Last birth <input type="text"/>	Previous to last birth <input type="text"/>																																	
Number of completed months	Last birth <input type="text"/>	Previous to last birth <input type="text"/>																																	
Q.9 (14)	<p>For how many days did you consume Iron &amp; Folic Acid (IFA) tablets / tablespoons of IFA syrup during pregnancy?</p> <p>(Record '000' if not consumed)</p>	<table border="1"> <tr> <td data-bbox="724 488 842 577"></td> <td data-bbox="842 488 1150 577">Last birth (Number of days)</td> <td data-bbox="1150 488 1437 577">Previous to last birth (Number of days)</td> </tr> <tr> <td data-bbox="724 577 842 689">Tablets</td> <td data-bbox="842 577 1150 689"><input type="text"/><input type="text"/><input type="text"/></td> <td data-bbox="1150 577 1437 689"><input type="text"/><input type="text"/><input type="text"/></td> </tr> <tr> <td data-bbox="724 689 842 808">Syrup</td> <td data-bbox="842 689 1150 808"><input type="text"/><input type="text"/><input type="text"/></td> <td data-bbox="1150 689 1437 808"><input type="text"/><input type="text"/><input type="text"/></td> </tr> </table>		Last birth (Number of days)	Previous to last birth (Number of days)	Tablets	<input type="text"/> <input type="text"/> <input type="text"/>	<input type="text"/> <input type="text"/> <input type="text"/>	Syrup	<input type="text"/> <input type="text"/> <input type="text"/>	<input type="text"/> <input type="text"/> <input type="text"/>																								
	Last birth (Number of days)	Previous to last birth (Number of days)																																	
Tablets	<input type="text"/> <input type="text"/> <input type="text"/>	<input type="text"/> <input type="text"/> <input type="text"/>																																	
Syrup	<input type="text"/> <input type="text"/> <input type="text"/>	<input type="text"/> <input type="text"/> <input type="text"/>																																	
Q.9 (15)	<p>If Code '2' is recorded for any of the births in Q.9 (8), what was the main reason of not going for any ANC for that particular birth?</p> <table border="1"> <thead> <tr> <th>Item</th> <th>Code</th> </tr> </thead> <tbody> <tr><td>Not needed</td><td>1</td></tr> <tr><td>Not customary</td><td>2</td></tr> <tr><td>Cost too much</td><td>3</td></tr> <tr><td>Too far / no transport</td><td>4</td></tr> <tr><td>Poor quality service</td><td>5</td></tr> <tr><td>Family did not allow</td><td>6</td></tr> <tr><td>No time to go</td><td>7</td></tr> <tr><td>Lack of knowledge</td><td>8</td></tr> <tr><td>Others</td><td>9</td></tr> </tbody> </table>	Item	Code	Not needed	1	Not customary	2	Cost too much	3	Too far / no transport	4	Poor quality service	5	Family did not allow	6	No time to go	7	Lack of knowledge	8	Others	9	<table border="1"> <tr> <td data-bbox="724 808 954 1137"></td> <td data-bbox="954 808 1171 1137">Last birth <input type="text"/></td> <td data-bbox="1171 808 1437 1137">Previous to last birth <input type="text"/></td> </tr> </table>		Last birth <input type="text"/>	Previous to last birth <input type="text"/>										
Item	Code																																		
Not needed	1																																		
Not customary	2																																		
Cost too much	3																																		
Too far / no transport	4																																		
Poor quality service	5																																		
Family did not allow	6																																		
No time to go	7																																		
Lack of knowledge	8																																		
Others	9																																		
	Last birth <input type="text"/>	Previous to last birth <input type="text"/>																																	
Q.9 (16)	<p>Did you suffer from any of the health problem(s) during pregnancy associated with each birth?</p> <p>(Read out the health problems)</p> <table border="1"> <thead> <tr> <th>Item</th> <th>Code</th> </tr> </thead> <tbody> <tr><td>Yes</td><td>1</td></tr> <tr><td>No</td><td>2</td></tr> </tbody> </table>	Item	Code	Yes	1	No	2	<table border="1"> <tr> <th>Health Problems</th> <th>Last birth</th> <th>Previous to last birth</th> </tr> <tr><td>Swelling of hands, feet and face</td><td><input type="text"/></td><td><input type="text"/></td></tr> <tr><td>Paleness/ Giddiness/ Weakness</td><td><input type="text"/></td><td><input type="text"/></td></tr> <tr><td>Visual disturbances</td><td><input type="text"/></td><td><input type="text"/></td></tr> <tr><td>Excessive Fatigue</td><td><input type="text"/></td><td><input type="text"/></td></tr> <tr><td>Convulsions not from fever</td><td><input type="text"/></td><td><input type="text"/></td></tr> <tr><td>Weak or no movement of foetus</td><td><input type="text"/></td><td><input type="text"/></td></tr> <tr><td>Abnormal position of foetus</td><td><input type="text"/></td><td><input type="text"/></td></tr> <tr><td>Excessive vomiting</td><td><input type="text"/></td><td><input type="text"/></td></tr> </table>	Health Problems	Last birth	Previous to last birth	Swelling of hands, feet and face	<input type="text"/>	<input type="text"/>	Paleness/ Giddiness/ Weakness	<input type="text"/>	<input type="text"/>	Visual disturbances	<input type="text"/>	<input type="text"/>	Excessive Fatigue	<input type="text"/>	<input type="text"/>	Convulsions not from fever	<input type="text"/>	<input type="text"/>	Weak or no movement of foetus	<input type="text"/>	<input type="text"/>	Abnormal position of foetus	<input type="text"/>	<input type="text"/>	Excessive vomiting	<input type="text"/>	<input type="text"/>
Item	Code																																		
Yes	1																																		
No	2																																		
Health Problems	Last birth	Previous to last birth																																	
Swelling of hands, feet and face	<input type="text"/>	<input type="text"/>																																	
Paleness/ Giddiness/ Weakness	<input type="text"/>	<input type="text"/>																																	
Visual disturbances	<input type="text"/>	<input type="text"/>																																	
Excessive Fatigue	<input type="text"/>	<input type="text"/>																																	
Convulsions not from fever	<input type="text"/>	<input type="text"/>																																	
Weak or no movement of foetus	<input type="text"/>	<input type="text"/>																																	
Abnormal position of foetus	<input type="text"/>	<input type="text"/>																																	
Excessive vomiting	<input type="text"/>	<input type="text"/>																																	

		<table border="1"> <tr> <th>Health Problems</th><th>Last birth</th><th>Previous to last birth</th></tr> <tr> <td>Hypertension/ High BP</td><td><input type="checkbox"/></td><td><input type="checkbox"/></td></tr> <tr> <td>Jaundice</td><td><input type="checkbox"/></td><td><input type="checkbox"/></td></tr> <tr> <td>Excessive bleeding</td><td><input type="checkbox"/></td><td><input type="checkbox"/></td></tr> <tr> <td>Vaginal discharge</td><td><input type="checkbox"/></td><td><input type="checkbox"/></td></tr> <tr> <td>Others</td><td><input type="checkbox"/></td><td><input type="checkbox"/></td></tr> </table>	Health Problems	Last birth	Previous to last birth	Hypertension/ High BP	<input type="checkbox"/>	<input type="checkbox"/>	Jaundice	<input type="checkbox"/>	<input type="checkbox"/>	Excessive bleeding	<input type="checkbox"/>	<input type="checkbox"/>	Vaginal discharge	<input type="checkbox"/>	<input type="checkbox"/>	Others	<input type="checkbox"/>	<input type="checkbox"/>																		
Health Problems	Last birth	Previous to last birth																																				
Hypertension/ High BP	<input type="checkbox"/>	<input type="checkbox"/>																																				
Jaundice	<input type="checkbox"/>	<input type="checkbox"/>																																				
Excessive bleeding	<input type="checkbox"/>	<input type="checkbox"/>																																				
Vaginal discharge	<input type="checkbox"/>	<input type="checkbox"/>																																				
Others	<input type="checkbox"/>	<input type="checkbox"/>																																				
Q.9 (17)	<p>If Code '1' is recorded for any of the health problem(s) in Q.9 (16), did you seek treatment?</p> <table border="1"> <tr> <th>Item</th><th>Code</th></tr> <tr> <td>Yes</td><td>1</td></tr> <tr> <td>No</td><td>2</td></tr> </table>	Item	Code	Yes	1	No	2	<table border="1"> <tr> <th>Last birth</th><th>Previous to last birth</th></tr> <tr> <td><input type="checkbox"/></td><td><input type="checkbox"/></td></tr> </table>	Last birth	Previous to last birth	<input type="checkbox"/>	<input type="checkbox"/>																										
Item	Code																																					
Yes	1																																					
No	2																																					
Last birth	Previous to last birth																																					
<input type="checkbox"/>	<input type="checkbox"/>																																					
Q.9 (18)	<p>If Code '1' in Q.9 (17), where did you go for consultation or to seek treatment?</p> <table border="1"> <tr> <th>Item</th><th>Code</th></tr> <tr> <td colspan="2"><b>GOVERNMENT</b></td></tr> <tr> <td>Sub - Center</td><td>01</td></tr> <tr> <td>PHC</td><td>02</td></tr> <tr> <td>CHC</td><td>03</td></tr> <tr> <td>UHC / UHP / UFWC</td><td>04</td></tr> <tr> <td>Dispensary / Clinic</td><td>05</td></tr> <tr> <td>Hospital</td><td>06</td></tr> <tr> <td>AYUSH Hospital / Clinic</td><td>07</td></tr> <tr> <td colspan="2"><b>PRIVATE</b></td></tr> <tr> <td>Dispensary / Clinic</td><td>08</td></tr> <tr> <td>Hospital</td><td>09</td></tr> <tr> <td>AYUSH Hospital / Clinic</td><td>10</td></tr> <tr> <td>NGO or Trust Hospital / Clinic</td><td>11</td></tr> <tr> <td>At Home</td><td>12</td></tr> <tr> <td>Others</td><td>99</td></tr> </table>	Item	Code	<b>GOVERNMENT</b>		Sub - Center	01	PHC	02	CHC	03	UHC / UHP / UFWC	04	Dispensary / Clinic	05	Hospital	06	AYUSH Hospital / Clinic	07	<b>PRIVATE</b>		Dispensary / Clinic	08	Hospital	09	AYUSH Hospital / Clinic	10	NGO or Trust Hospital / Clinic	11	At Home	12	Others	99	<table border="1"> <tr> <th>Last birth</th><th>Previous to last birth</th></tr> <tr> <td><input type="checkbox"/><input type="checkbox"/></td><td><input type="checkbox"/><input type="checkbox"/></td></tr> </table>	Last birth	Previous to last birth	<input type="checkbox"/> <input type="checkbox"/>	<input type="checkbox"/> <input type="checkbox"/>
Item	Code																																					
<b>GOVERNMENT</b>																																						
Sub - Center	01																																					
PHC	02																																					
CHC	03																																					
UHC / UHP / UFWC	04																																					
Dispensary / Clinic	05																																					
Hospital	06																																					
AYUSH Hospital / Clinic	07																																					
<b>PRIVATE</b>																																						
Dispensary / Clinic	08																																					
Hospital	09																																					
AYUSH Hospital / Clinic	10																																					
NGO or Trust Hospital / Clinic	11																																					
At Home	12																																					
Others	99																																					
Last birth	Previous to last birth																																					
<input type="checkbox"/> <input type="checkbox"/>	<input type="checkbox"/> <input type="checkbox"/>																																					
<b>NATAL CARE</b>																																						
Q.9 (19)	<p>Where did your delivery take place?</p> <table border="1"> <tr> <th>Item</th><th>Code</th></tr> <tr> <td colspan="2"><b>GOVERNMENT</b></td></tr> <tr> <td>Sub - Center</td><td>01</td></tr> <tr> <td>PHC</td><td>02</td></tr> <tr> <td>CHC</td><td>03</td></tr> <tr> <td>UHC / UHP / UFWC</td><td>04</td></tr> <tr> <td>Dispensary / Clinic</td><td>05</td></tr> <tr> <td>Hospital</td><td>06</td></tr> <tr> <td>AYUSH Hospital / Clinic</td><td>07</td></tr> <tr> <td colspan="2"><b>PRIVATE</b></td></tr> <tr> <td>Dispensary / Clinic</td><td>08</td></tr> <tr> <td>Hospital</td><td>09</td></tr> <tr> <td>AYUSH Hospital / Clinic</td><td>10</td></tr> <tr> <td>NGO or Trust Hospital / Clinic</td><td>11</td></tr> <tr> <td>At Home</td><td>12</td></tr> <tr> <td>Others</td><td>99</td></tr> </table>	Item	Code	<b>GOVERNMENT</b>		Sub - Center	01	PHC	02	CHC	03	UHC / UHP / UFWC	04	Dispensary / Clinic	05	Hospital	06	AYUSH Hospital / Clinic	07	<b>PRIVATE</b>		Dispensary / Clinic	08	Hospital	09	AYUSH Hospital / Clinic	10	NGO or Trust Hospital / Clinic	11	At Home	12	Others	99	<table border="1"> <tr> <th>Last birth</th><th>Previous to last birth</th></tr> <tr> <td><input type="checkbox"/><input type="checkbox"/></td><td><input type="checkbox"/><input type="checkbox"/></td></tr> </table>	Last birth	Previous to last birth	<input type="checkbox"/> <input type="checkbox"/>	<input type="checkbox"/> <input type="checkbox"/>
Item	Code																																					
<b>GOVERNMENT</b>																																						
Sub - Center	01																																					
PHC	02																																					
CHC	03																																					
UHC / UHP / UFWC	04																																					
Dispensary / Clinic	05																																					
Hospital	06																																					
AYUSH Hospital / Clinic	07																																					
<b>PRIVATE</b>																																						
Dispensary / Clinic	08																																					
Hospital	09																																					
AYUSH Hospital / Clinic	10																																					
NGO or Trust Hospital / Clinic	11																																					
At Home	12																																					
Others	99																																					
Last birth	Previous to last birth																																					
<input type="checkbox"/> <input type="checkbox"/>	<input type="checkbox"/> <input type="checkbox"/>																																					

<b>Q.9 (20)</b>	<p>If Code '12' in Q.9 (19), what was the main reason for not going to health facility for delivery?</p> <table border="1" style="width: 100%; border-collapse: collapse; margin-top: 10px;"> <thead> <tr> <th style="width: 70%;">Item</th> <th style="width: 30%;">Code</th> </tr> </thead> <tbody> <tr><td>Not needed</td><td>01</td></tr> <tr><td>Not customary</td><td>02</td></tr> <tr><td>Cost too much</td><td>03</td></tr> <tr><td>Too far / no transport</td><td>04</td></tr> <tr><td>Poor quality service</td><td>05</td></tr> <tr><td>Family decision</td><td>06</td></tr> <tr><td>No time to go</td><td>07</td></tr> <tr><td>Lack of knowledge</td><td>08</td></tr> <tr><td>Better care at home</td><td>09</td></tr> <tr><td>Others</td><td>10</td></tr> </tbody> </table>	Item	Code	Not needed	01	Not customary	02	Cost too much	03	Too far / no transport	04	Poor quality service	05	Family decision	06	No time to go	07	Lack of knowledge	08	Better care at home	09	Others	10	<table border="1" style="width: 100%; border-collapse: collapse; margin-top: 20px;"> <thead> <tr> <th style="width: 50%;">Last birth</th> <th style="width: 50%;">Previous to last birth</th> </tr> </thead> <tbody> <tr> <td style="text-align: center;"> <div style="border: 1px solid black; width: 40px; height: 20px; display: inline-block;"></div> <div style="border: 1px solid black; width: 40px; height: 20px; display: inline-block;"></div> </td> <td style="text-align: center;"> <div style="border: 1px solid black; width: 40px; height: 20px; display: inline-block;"></div> <div style="border: 1px solid black; width: 40px; height: 20px; display: inline-block;"></div> </td> </tr> </tbody> </table>	Last birth	Previous to last birth	<div style="border: 1px solid black; width: 40px; height: 20px; display: inline-block;"></div> <div style="border: 1px solid black; width: 40px; height: 20px; display: inline-block;"></div>	<div style="border: 1px solid black; width: 40px; height: 20px; display: inline-block;"></div> <div style="border: 1px solid black; width: 40px; height: 20px; display: inline-block;"></div>																																																																															
Item	Code																																																																																																										
Not needed	01																																																																																																										
Not customary	02																																																																																																										
Cost too much	03																																																																																																										
Too far / no transport	04																																																																																																										
Poor quality service	05																																																																																																										
Family decision	06																																																																																																										
No time to go	07																																																																																																										
Lack of knowledge	08																																																																																																										
Better care at home	09																																																																																																										
Others	10																																																																																																										
Last birth	Previous to last birth																																																																																																										
<div style="border: 1px solid black; width: 40px; height: 20px; display: inline-block;"></div> <div style="border: 1px solid black; width: 40px; height: 20px; display: inline-block;"></div>	<div style="border: 1px solid black; width: 40px; height: 20px; display: inline-block;"></div> <div style="border: 1px solid black; width: 40px; height: 20px; display: inline-block;"></div>																																																																																																										
<b>Q.9 (21)</b>	<p>In case of institutional delivery [for Code '1-11' in Q.9 (19)], who facilitated or motivated you to go to the health facility for delivery and where did she/he advise you to go?</p> <p>(Read out all facilitators/ motivators mentioned)</p> <p><b>Code for Facilitator/Motivator</b></p> <table border="1" style="width: 100%; border-collapse: collapse; margin-top: 10px;"> <thead> <tr> <th style="width: 50%;">Item</th> <th style="width: 50%;">Code</th> </tr> </thead> <tbody> <tr><td>Yes</td><td>1</td></tr> <tr><td>No</td><td>2</td></tr> </tbody> </table> <p><b>Code for health facility</b></p> <table border="1" style="width: 100%; border-collapse: collapse; margin-top: 10px;"> <thead> <tr> <th style="width: 70%;">Item</th> <th style="width: 30%;">Code</th> </tr> </thead> <tbody> <tr><td colspan="2"><b>Government</b></td></tr> <tr><td>Sub - Center</td><td>01</td></tr> <tr><td>PHC</td><td>02</td></tr> <tr><td>CHC</td><td>03</td></tr> <tr><td>UHC/UHP/UFWC</td><td>04</td></tr> <tr><td>Dispensary/Clinic</td><td>05</td></tr> <tr><td>Hospital</td><td>06</td></tr> <tr><td>AYUSH Hospital/Clinic</td><td>07</td></tr> <tr><td colspan="2"><b>Private</b></td></tr> <tr><td>Dispensary/Clinic</td><td>08</td></tr> <tr><td>Hospital</td><td>09</td></tr> <tr><td>AYUSH Hospital/Clinic</td><td>10</td></tr> <tr><td><b>NGO or Trust Hospital/Clinic</b></td><td>11</td></tr> <tr><td><b>Others</b></td><td>99</td></tr> </tbody> </table>	Item	Code	Yes	1	No	2	Item	Code	<b>Government</b>		Sub - Center	01	PHC	02	CHC	03	UHC/UHP/UFWC	04	Dispensary/Clinic	05	Hospital	06	AYUSH Hospital/Clinic	07	<b>Private</b>		Dispensary/Clinic	08	Hospital	09	AYUSH Hospital/Clinic	10	<b>NGO or Trust Hospital/Clinic</b>	11	<b>Others</b>	99	<table border="1" style="width: 100%; border-collapse: collapse; margin-top: 20px;"> <thead> <tr> <th rowspan="2"></th> <th colspan="2">Last birth</th> <th colspan="2">Previous to last birth</th> </tr> <tr> <th>Facilitator/ Motivator</th> <th>Recom- mended health facility</th> <th>Facilitator/ Motivator</th> <th>Recom- mended health facility</th> </tr> </thead> <tbody> <tr><td>Doctor</td><td><div style="border: 1px solid black; width: 40px; height: 20px; display: inline-block;"></div></td><td><div style="border: 1px solid black; width: 40px; height: 20px; display: inline-block;"></div><div style="border: 1px solid black; width: 40px; height: 20px; display: inline-block;"></div></td><td><div style="border: 1px solid black; width: 40px; height: 20px; display: inline-block;"></div></td><td><div style="border: 1px solid black; width: 40px; height: 20px; display: inline-block;"></div><div style="border: 1px solid black; width: 40px; height: 20px; display: inline-block;"></div></td></tr> <tr><td>ANM</td><td><div style="border: 1px solid black; width: 40px; height: 20px; display: inline-block;"></div></td><td><div style="border: 1px solid black; width: 40px; height: 20px; display: inline-block;"></div><div style="border: 1px solid black; width: 40px; height: 20px; display: inline-block;"></div></td><td><div style="border: 1px solid black; width: 40px; height: 20px; display: inline-block;"></div></td><td><div style="border: 1px solid black; width: 40px; height: 20px; display: inline-block;"></div><div style="border: 1px solid black; width: 40px; height: 20px; display: inline-block;"></div></td></tr> <tr><td>Health Worker</td><td><div style="border: 1px solid black; width: 40px; height: 20px; display: inline-block;"></div></td><td><div style="border: 1px solid black; width: 40px; height: 20px; display: inline-block;"></div><div style="border: 1px solid black; width: 40px; height: 20px; display: inline-block;"></div></td><td><div style="border: 1px solid black; width: 40px; height: 20px; display: inline-block;"></div></td><td><div style="border: 1px solid black; width: 40px; height: 20px; display: inline-block;"></div><div style="border: 1px solid black; width: 40px; height: 20px; display: inline-block;"></div></td></tr> <tr><td>Anganwadi Worker</td><td><div style="border: 1px solid black; width: 40px; height: 20px; display: inline-block;"></div></td><td><div style="border: 1px solid black; width: 40px; height: 20px; display: inline-block;"></div><div style="border: 1px solid black; width: 40px; height: 20px; display: inline-block;"></div></td><td><div style="border: 1px solid black; width: 40px; height: 20px; display: inline-block;"></div></td><td><div style="border: 1px solid black; width: 40px; height: 20px; display: inline-block;"></div><div style="border: 1px solid black; width: 40px; height: 20px; display: inline-block;"></div></td></tr> <tr><td>ASHA</td><td><div style="border: 1px solid black; width: 40px; height: 20px; display: inline-block;"></div></td><td><div style="border: 1px solid black; width: 40px; height: 20px; display: inline-block;"></div><div style="border: 1px solid black; width: 40px; height: 20px; display: inline-block;"></div></td><td><div style="border: 1px solid black; width: 40px; height: 20px; display: inline-block;"></div></td><td><div style="border: 1px solid black; width: 40px; height: 20px; display: inline-block;"></div><div style="border: 1px solid black; width: 40px; height: 20px; display: inline-block;"></div></td></tr> <tr><td>NGO/CBO</td><td><div style="border: 1px solid black; width: 40px; height: 20px; display: inline-block;"></div></td><td><div style="border: 1px solid black; width: 40px; height: 20px; display: inline-block;"></div><div style="border: 1px solid black; width: 40px; height: 20px; display: inline-block;"></div></td><td><div style="border: 1px solid black; width: 40px; height: 20px; display: inline-block;"></div></td><td><div style="border: 1px solid black; width: 40px; height: 20px; display: inline-block;"></div><div style="border: 1px solid black; width: 40px; height: 20px; display: inline-block;"></div></td></tr> <tr><td>Husband</td><td><div style="border: 1px solid black; width: 40px; height: 20px; display: inline-block;"></div></td><td><div style="border: 1px solid black; width: 40px; height: 20px; display: inline-block;"></div><div style="border: 1px solid black; width: 40px; height: 20px; display: inline-block;"></div></td><td><div style="border: 1px solid black; width: 40px; height: 20px; display: inline-block;"></div></td><td><div style="border: 1px solid black; width: 40px; height: 20px; display: inline-block;"></div><div style="border: 1px solid black; width: 40px; height: 20px; display: inline-block;"></div></td></tr> <tr><td>Mother-in-law</td><td><div style="border: 1px solid black; width: 40px; height: 20px; display: inline-block;"></div></td><td><div style="border: 1px solid black; width: 40px; height: 20px; display: inline-block;"></div><div style="border: 1px solid black; width: 40px; height: 20px; display: inline-block;"></div></td><td><div style="border: 1px solid black; width: 40px; height: 20px; display: inline-block;"></div></td><td><div style="border: 1px solid black; width: 40px; height: 20px; display: inline-block;"></div><div style="border: 1px solid black; width: 40px; height: 20px; display: inline-block;"></div></td></tr> <tr><td>Mother</td><td><div style="border: 1px solid black; width: 40px; height: 20px; display: inline-block;"></div></td><td><div style="border: 1px solid black; width: 40px; height: 20px; display: inline-block;"></div><div style="border: 1px solid black; width: 40px; height: 20px; display: inline-block;"></div></td><td><div style="border: 1px solid black; width: 40px; height: 20px; display: inline-block;"></div></td><td><div style="border: 1px solid black; width: 40px; height: 20px; display: inline-block;"></div><div style="border: 1px solid black; width: 40px; height: 20px; display: inline-block;"></div></td></tr> <tr><td>Relatives/ Friends</td><td><div style="border: 1px solid black; width: 40px; height: 20px; display: inline-block;"></div></td><td><div style="border: 1px solid black; width: 40px; height: 20px; display: inline-block;"></div><div style="border: 1px solid black; width: 40px; height: 20px; display: inline-block;"></div></td><td><div style="border: 1px solid black; width: 40px; height: 20px; display: inline-block;"></div></td><td><div style="border: 1px solid black; width: 40px; height: 20px; display: inline-block;"></div><div style="border: 1px solid black; width: 40px; height: 20px; display: inline-block;"></div></td></tr> <tr><td>Self</td><td><div style="border: 1px solid black; width: 40px; height: 20px; display: inline-block;"></div></td><td><div style="border: 1px solid black; width: 40px; height: 20px; display: inline-block;"></div><div style="border: 1px solid black; width: 40px; height: 20px; display: inline-block;"></div></td><td><div style="border: 1px solid black; width: 40px; height: 20px; display: inline-block;"></div></td><td><div style="border: 1px solid black; width: 40px; height: 20px; display: inline-block;"></div><div style="border: 1px solid black; width: 40px; height: 20px; display: inline-block;"></div></td></tr> <tr><td>Others</td><td><div style="border: 1px solid black; width: 40px; height: 20px; display: inline-block;"></div></td><td><div style="border: 1px solid black; width: 40px; height: 20px; display: inline-block;"></div><div style="border: 1px solid black; width: 40px; height: 20px; display: inline-block;"></div></td><td><div style="border: 1px solid black; width: 40px; height: 20px; display: inline-block;"></div></td><td><div style="border: 1px solid black; width: 40px; height: 20px; display: inline-block;"></div><div style="border: 1px solid black; width: 40px; height: 20px; display: inline-block;"></div></td></tr> </tbody> </table>		Last birth		Previous to last birth		Facilitator/ Motivator	Recom- mended health facility	Facilitator/ Motivator	Recom- mended health facility	Doctor	<div style="border: 1px solid black; width: 40px; height: 20px; display: inline-block;"></div>	<div style="border: 1px solid black; width: 40px; height: 20px; display: inline-block;"></div> <div style="border: 1px solid black; width: 40px; height: 20px; display: inline-block;"></div>	<div style="border: 1px solid black; width: 40px; height: 20px; display: inline-block;"></div>	<div style="border: 1px solid black; width: 40px; height: 20px; display: inline-block;"></div> <div style="border: 1px solid black; width: 40px; height: 20px; display: inline-block;"></div>	ANM	<div style="border: 1px solid black; width: 40px; height: 20px; display: inline-block;"></div>	<div style="border: 1px solid black; width: 40px; height: 20px; display: inline-block;"></div> <div style="border: 1px solid black; width: 40px; height: 20px; display: inline-block;"></div>	<div style="border: 1px solid black; width: 40px; height: 20px; display: inline-block;"></div>	<div style="border: 1px solid black; width: 40px; height: 20px; display: inline-block;"></div> <div style="border: 1px solid black; width: 40px; height: 20px; display: inline-block;"></div>	Health Worker	<div style="border: 1px solid black; width: 40px; height: 20px; display: inline-block;"></div>	<div style="border: 1px solid black; width: 40px; height: 20px; display: inline-block;"></div> <div style="border: 1px solid black; width: 40px; height: 20px; display: inline-block;"></div>	<div style="border: 1px solid black; width: 40px; height: 20px; display: inline-block;"></div>	<div style="border: 1px solid black; width: 40px; height: 20px; display: inline-block;"></div> <div style="border: 1px solid black; width: 40px; height: 20px; display: inline-block;"></div>	Anganwadi Worker	<div style="border: 1px solid black; width: 40px; height: 20px; display: inline-block;"></div>	<div style="border: 1px solid black; width: 40px; height: 20px; display: inline-block;"></div> <div style="border: 1px solid black; width: 40px; height: 20px; display: inline-block;"></div>	<div style="border: 1px solid black; width: 40px; height: 20px; display: inline-block;"></div>	<div style="border: 1px solid black; width: 40px; height: 20px; display: inline-block;"></div> <div style="border: 1px solid black; width: 40px; height: 20px; display: inline-block;"></div>	ASHA	<div style="border: 1px solid black; width: 40px; height: 20px; display: inline-block;"></div>	<div style="border: 1px solid black; width: 40px; height: 20px; display: inline-block;"></div> <div style="border: 1px solid black; width: 40px; height: 20px; display: inline-block;"></div>	<div style="border: 1px solid black; width: 40px; height: 20px; display: inline-block;"></div>	<div style="border: 1px solid black; width: 40px; height: 20px; display: inline-block;"></div> <div style="border: 1px solid black; width: 40px; height: 20px; display: inline-block;"></div>	NGO/CBO	<div style="border: 1px solid black; width: 40px; height: 20px; display: inline-block;"></div>	<div style="border: 1px solid black; width: 40px; height: 20px; display: inline-block;"></div> <div style="border: 1px solid black; width: 40px; height: 20px; display: inline-block;"></div>	<div style="border: 1px solid black; width: 40px; height: 20px; display: inline-block;"></div>	<div style="border: 1px solid black; width: 40px; height: 20px; display: inline-block;"></div> <div style="border: 1px solid black; width: 40px; height: 20px; display: inline-block;"></div>	Husband	<div style="border: 1px solid black; width: 40px; height: 20px; display: inline-block;"></div>	<div style="border: 1px solid black; width: 40px; height: 20px; display: inline-block;"></div> <div style="border: 1px solid black; width: 40px; height: 20px; display: inline-block;"></div>	<div style="border: 1px solid black; width: 40px; height: 20px; display: inline-block;"></div>	<div style="border: 1px solid black; width: 40px; height: 20px; display: inline-block;"></div> <div style="border: 1px solid black; width: 40px; height: 20px; display: inline-block;"></div>	Mother-in-law	<div style="border: 1px solid black; width: 40px; height: 20px; display: inline-block;"></div>	<div style="border: 1px solid black; width: 40px; height: 20px; display: inline-block;"></div> <div style="border: 1px solid black; width: 40px; height: 20px; display: inline-block;"></div>	<div style="border: 1px solid black; width: 40px; height: 20px; display: inline-block;"></div>	<div style="border: 1px solid black; width: 40px; height: 20px; display: inline-block;"></div> <div style="border: 1px solid black; width: 40px; height: 20px; display: inline-block;"></div>	Mother	<div style="border: 1px solid black; width: 40px; height: 20px; display: inline-block;"></div>	<div style="border: 1px solid black; width: 40px; height: 20px; display: inline-block;"></div> <div style="border: 1px solid black; width: 40px; height: 20px; display: inline-block;"></div>	<div style="border: 1px solid black; width: 40px; height: 20px; display: inline-block;"></div>	<div style="border: 1px solid black; width: 40px; height: 20px; display: inline-block;"></div> <div style="border: 1px solid black; width: 40px; height: 20px; display: inline-block;"></div>	Relatives/ Friends	<div style="border: 1px solid black; width: 40px; height: 20px; display: inline-block;"></div>	<div style="border: 1px solid black; width: 40px; height: 20px; display: inline-block;"></div> <div style="border: 1px solid black; width: 40px; height: 20px; display: inline-block;"></div>	<div style="border: 1px solid black; width: 40px; height: 20px; display: inline-block;"></div>	<div style="border: 1px solid black; width: 40px; height: 20px; display: inline-block;"></div> <div style="border: 1px solid black; width: 40px; height: 20px; display: inline-block;"></div>	Self	<div style="border: 1px solid black; width: 40px; height: 20px; display: inline-block;"></div>	<div style="border: 1px solid black; width: 40px; height: 20px; display: inline-block;"></div> <div style="border: 1px solid black; width: 40px; height: 20px; display: inline-block;"></div>	<div style="border: 1px solid black; width: 40px; height: 20px; display: inline-block;"></div>	<div style="border: 1px solid black; width: 40px; height: 20px; display: inline-block;"></div> <div style="border: 1px solid black; width: 40px; height: 20px; display: inline-block;"></div>	Others	<div style="border: 1px solid black; width: 40px; height: 20px; display: inline-block;"></div>	<div style="border: 1px solid black; width: 40px; height: 20px; display: inline-block;"></div> <div style="border: 1px solid black; width: 40px; height: 20px; display: inline-block;"></div>	<div style="border: 1px solid black; width: 40px; height: 20px; display: inline-block;"></div>	<div style="border: 1px solid black; width: 40px; height: 20px; display: inline-block;"></div> <div style="border: 1px solid black; width: 40px; height: 20px; display: inline-block;"></div>
Item	Code																																																																																																										
Yes	1																																																																																																										
No	2																																																																																																										
Item	Code																																																																																																										
<b>Government</b>																																																																																																											
Sub - Center	01																																																																																																										
PHC	02																																																																																																										
CHC	03																																																																																																										
UHC/UHP/UFWC	04																																																																																																										
Dispensary/Clinic	05																																																																																																										
Hospital	06																																																																																																										
AYUSH Hospital/Clinic	07																																																																																																										
<b>Private</b>																																																																																																											
Dispensary/Clinic	08																																																																																																										
Hospital	09																																																																																																										
AYUSH Hospital/Clinic	10																																																																																																										
<b>NGO or Trust Hospital/Clinic</b>	11																																																																																																										
<b>Others</b>	99																																																																																																										
	Last birth		Previous to last birth																																																																																																								
	Facilitator/ Motivator	Recom- mended health facility	Facilitator/ Motivator	Recom- mended health facility																																																																																																							
Doctor	<div style="border: 1px solid black; width: 40px; height: 20px; display: inline-block;"></div>	<div style="border: 1px solid black; width: 40px; height: 20px; display: inline-block;"></div> <div style="border: 1px solid black; width: 40px; height: 20px; display: inline-block;"></div>	<div style="border: 1px solid black; width: 40px; height: 20px; display: inline-block;"></div>	<div style="border: 1px solid black; width: 40px; height: 20px; display: inline-block;"></div> <div style="border: 1px solid black; width: 40px; height: 20px; display: inline-block;"></div>																																																																																																							
ANM	<div style="border: 1px solid black; width: 40px; height: 20px; display: inline-block;"></div>	<div style="border: 1px solid black; width: 40px; height: 20px; display: inline-block;"></div> <div style="border: 1px solid black; width: 40px; height: 20px; display: inline-block;"></div>	<div style="border: 1px solid black; width: 40px; height: 20px; display: inline-block;"></div>	<div style="border: 1px solid black; width: 40px; height: 20px; display: inline-block;"></div> <div style="border: 1px solid black; width: 40px; height: 20px; display: inline-block;"></div>																																																																																																							
Health Worker	<div style="border: 1px solid black; width: 40px; height: 20px; display: inline-block;"></div>	<div style="border: 1px solid black; width: 40px; height: 20px; display: inline-block;"></div> <div style="border: 1px solid black; width: 40px; height: 20px; display: inline-block;"></div>	<div style="border: 1px solid black; width: 40px; height: 20px; display: inline-block;"></div>	<div style="border: 1px solid black; width: 40px; height: 20px; display: inline-block;"></div> <div style="border: 1px solid black; width: 40px; height: 20px; display: inline-block;"></div>																																																																																																							
Anganwadi Worker	<div style="border: 1px solid black; width: 40px; height: 20px; display: inline-block;"></div>	<div style="border: 1px solid black; width: 40px; height: 20px; display: inline-block;"></div> <div style="border: 1px solid black; width: 40px; height: 20px; display: inline-block;"></div>	<div style="border: 1px solid black; width: 40px; height: 20px; display: inline-block;"></div>	<div style="border: 1px solid black; width: 40px; height: 20px; display: inline-block;"></div> <div style="border: 1px solid black; width: 40px; height: 20px; display: inline-block;"></div>																																																																																																							
ASHA	<div style="border: 1px solid black; width: 40px; height: 20px; display: inline-block;"></div>	<div style="border: 1px solid black; width: 40px; height: 20px; display: inline-block;"></div> <div style="border: 1px solid black; width: 40px; height: 20px; display: inline-block;"></div>	<div style="border: 1px solid black; width: 40px; height: 20px; display: inline-block;"></div>	<div style="border: 1px solid black; width: 40px; height: 20px; display: inline-block;"></div> <div style="border: 1px solid black; width: 40px; height: 20px; display: inline-block;"></div>																																																																																																							
NGO/CBO	<div style="border: 1px solid black; width: 40px; height: 20px; display: inline-block;"></div>	<div style="border: 1px solid black; width: 40px; height: 20px; display: inline-block;"></div> <div style="border: 1px solid black; width: 40px; height: 20px; display: inline-block;"></div>	<div style="border: 1px solid black; width: 40px; height: 20px; display: inline-block;"></div>	<div style="border: 1px solid black; width: 40px; height: 20px; display: inline-block;"></div> <div style="border: 1px solid black; width: 40px; height: 20px; display: inline-block;"></div>																																																																																																							
Husband	<div style="border: 1px solid black; width: 40px; height: 20px; display: inline-block;"></div>	<div style="border: 1px solid black; width: 40px; height: 20px; display: inline-block;"></div> <div style="border: 1px solid black; width: 40px; height: 20px; display: inline-block;"></div>	<div style="border: 1px solid black; width: 40px; height: 20px; display: inline-block;"></div>	<div style="border: 1px solid black; width: 40px; height: 20px; display: inline-block;"></div> <div style="border: 1px solid black; width: 40px; height: 20px; display: inline-block;"></div>																																																																																																							
Mother-in-law	<div style="border: 1px solid black; width: 40px; height: 20px; display: inline-block;"></div>	<div style="border: 1px solid black; width: 40px; height: 20px; display: inline-block;"></div> <div style="border: 1px solid black; width: 40px; height: 20px; display: inline-block;"></div>	<div style="border: 1px solid black; width: 40px; height: 20px; display: inline-block;"></div>	<div style="border: 1px solid black; width: 40px; height: 20px; display: inline-block;"></div> <div style="border: 1px solid black; width: 40px; height: 20px; display: inline-block;"></div>																																																																																																							
Mother	<div style="border: 1px solid black; width: 40px; height: 20px; display: inline-block;"></div>	<div style="border: 1px solid black; width: 40px; height: 20px; display: inline-block;"></div> <div style="border: 1px solid black; width: 40px; height: 20px; display: inline-block;"></div>	<div style="border: 1px solid black; width: 40px; height: 20px; display: inline-block;"></div>	<div style="border: 1px solid black; width: 40px; height: 20px; display: inline-block;"></div> <div style="border: 1px solid black; width: 40px; height: 20px; display: inline-block;"></div>																																																																																																							
Relatives/ Friends	<div style="border: 1px solid black; width: 40px; height: 20px; display: inline-block;"></div>	<div style="border: 1px solid black; width: 40px; height: 20px; display: inline-block;"></div> <div style="border: 1px solid black; width: 40px; height: 20px; display: inline-block;"></div>	<div style="border: 1px solid black; width: 40px; height: 20px; display: inline-block;"></div>	<div style="border: 1px solid black; width: 40px; height: 20px; display: inline-block;"></div> <div style="border: 1px solid black; width: 40px; height: 20px; display: inline-block;"></div>																																																																																																							
Self	<div style="border: 1px solid black; width: 40px; height: 20px; display: inline-block;"></div>	<div style="border: 1px solid black; width: 40px; height: 20px; display: inline-block;"></div> <div style="border: 1px solid black; width: 40px; height: 20px; display: inline-block;"></div>	<div style="border: 1px solid black; width: 40px; height: 20px; display: inline-block;"></div>	<div style="border: 1px solid black; width: 40px; height: 20px; display: inline-block;"></div> <div style="border: 1px solid black; width: 40px; height: 20px; display: inline-block;"></div>																																																																																																							
Others	<div style="border: 1px solid black; width: 40px; height: 20px; display: inline-block;"></div>	<div style="border: 1px solid black; width: 40px; height: 20px; display: inline-block;"></div> <div style="border: 1px solid black; width: 40px; height: 20px; display: inline-block;"></div>	<div style="border: 1px solid black; width: 40px; height: 20px; display: inline-block;"></div>	<div style="border: 1px solid black; width: 40px; height: 20px; display: inline-block;"></div> <div style="border: 1px solid black; width: 40px; height: 20px; display: inline-block;"></div>																																																																																																							

Q.9 (22)	<p>In case of institutional delivery [for Code '1-11' in Q.9 (19)], what was the source of transport provided/availed by you for reaching the institution?</p> <table border="1"> <thead> <tr> <th>Item</th> <th>Code</th> </tr> </thead> <tbody> <tr> <td>Arranged by family</td> <td>1</td> </tr> <tr> <td>Arranged by ASHA</td> <td>2</td> </tr> <tr> <td>Provided by panchayat/ other govt. sources</td> <td>3</td> </tr> <tr> <td>Provided by others</td> <td>4</td> </tr> <tr> <td>Not required(&lt; 1 Km)</td> <td>5</td> </tr> <tr> <td>Not provided</td> <td>6</td> </tr> </tbody> </table>	Item	Code	Arranged by family	1	Arranged by ASHA	2	Provided by panchayat/ other govt. sources	3	Provided by others	4	Not required(< 1 Km)	5	Not provided	6	<table border="1"> <thead> <tr> <th>Last birth</th> <th>Previous to last birth</th> </tr> </thead> <tbody> <tr> <td><input type="text"/></td> <td><input type="text"/></td> </tr> </tbody> </table>	Last birth	Previous to last birth	<input type="text"/>	<input type="text"/>				
Item	Code																							
Arranged by family	1																							
Arranged by ASHA	2																							
Provided by panchayat/ other govt. sources	3																							
Provided by others	4																							
Not required(< 1 Km)	5																							
Not provided	6																							
Last birth	Previous to last birth																							
<input type="text"/>	<input type="text"/>																							
Q.9 (23)	<p>In case of institutional delivery [for Code '1-11' in Q.9 (19)], what was the main mode of transportation used by you to reach the health facility for delivery?</p> <table border="1"> <thead> <tr> <th>Item</th> <th>Code</th> </tr> </thead> <tbody> <tr> <td>Ambulance</td> <td>1</td> </tr> <tr> <td>Jeep/Car</td> <td>2</td> </tr> <tr> <td>Motor Cycle/Scooter</td> <td>3</td> </tr> <tr> <td>Bus/Train</td> <td>4</td> </tr> <tr> <td>Tempo/Auto/Tractor</td> <td>5</td> </tr> <tr> <td>Rickshaw/Cart</td> <td>6</td> </tr> <tr> <td>On foot</td> <td>7</td> </tr> <tr> <td>Others</td> <td>8</td> </tr> </tbody> </table>	Item	Code	Ambulance	1	Jeep/Car	2	Motor Cycle/Scooter	3	Bus/Train	4	Tempo/Auto/Tractor	5	Rickshaw/Cart	6	On foot	7	Others	8	<table border="1"> <thead> <tr> <th>Last birth</th> <th>Previous to last birth</th> </tr> </thead> <tbody> <tr> <td><input type="text"/></td> <td><input type="text"/></td> </tr> </tbody> </table>	Last birth	Previous to last birth	<input type="text"/>	<input type="text"/>
Item	Code																							
Ambulance	1																							
Jeep/Car	2																							
Motor Cycle/Scooter	3																							
Bus/Train	4																							
Tempo/Auto/Tractor	5																							
Rickshaw/Cart	6																							
On foot	7																							
Others	8																							
Last birth	Previous to last birth																							
<input type="text"/>	<input type="text"/>																							
Q.9 (24)	<p>In case of institutional delivery [for Code '1-11' in Q.9 (19)], how long did you stay in the institution after delivery? (Record in Hours (H), if stay &lt;= 48 hrs, in Days (D) otherwise)</p>	<table border="1"> <thead> <tr> <th colspan="2">Last birth</th> <th colspan="2">Previous to last birth</th> </tr> <tr> <th>H/D</th> <th>No.</th> <th>H/D</th> <th>No.</th> </tr> </thead> <tbody> <tr> <td><input type="text"/></td> <td><input type="text"/></td> <td><input type="text"/></td> <td><input type="text"/></td> </tr> </tbody> </table>	Last birth		Previous to last birth		H/D	No.	H/D	No.	<input type="text"/>	<input type="text"/>	<input type="text"/>	<input type="text"/>										
Last birth		Previous to last birth																						
H/D	No.	H/D	No.																					
<input type="text"/>	<input type="text"/>	<input type="text"/>	<input type="text"/>																					
Q.9 (25)	<p>In case of institutional delivery [for Code '1-11' in Q.9 (19)], how much it cost out of your pocket on the following items during delivery? (Cost should exclude the amount reimbursed / to be reimbursed)</p>	<table border="1"> <thead> <tr> <th></th> <th>Last birth (Amount in Rs.)</th> <th>Previous to last birth (Amount in Rs.)</th> </tr> </thead> <tbody> <tr> <td>Transportation</td> <td><input type="text"/></td> <td><input type="text"/></td> </tr> <tr> <td>Others</td> <td><input type="text"/></td> <td><input type="text"/></td> </tr> </tbody> </table>		Last birth (Amount in Rs.)	Previous to last birth (Amount in Rs.)	Transportation	<input type="text"/>	<input type="text"/>	Others	<input type="text"/>	<input type="text"/>													
	Last birth (Amount in Rs.)	Previous to last birth (Amount in Rs.)																						
Transportation	<input type="text"/>	<input type="text"/>																						
Others	<input type="text"/>	<input type="text"/>																						
Q.9 (26)	<p>Did you avail any maternity financial assistance?</p> <table border="1"> <thead> <tr> <th colspan="2">Item</th> <th>Code</th> </tr> </thead> <tbody> <tr> <td rowspan="3">Availed</td> <td>Janani Suraksha Yojana (JSY)</td> <td>1</td> </tr> <tr> <td>Other Govt schemes (Other than JSY)</td> <td>2</td> </tr> <tr> <td>Any Other</td> <td>3</td> </tr> <tr> <td colspan="2">Not Availed</td> <td>4</td> </tr> </tbody> </table>	Item		Code	Availed	Janani Suraksha Yojana (JSY)	1	Other Govt schemes (Other than JSY)	2	Any Other	3	Not Availed		4	<table border="1"> <thead> <tr> <th>Last birth</th> <th>Previous to last birth</th> </tr> </thead> <tbody> <tr> <td><input type="text"/></td> <td><input type="text"/></td> </tr> </tbody> </table>	Last birth	Previous to last birth	<input type="text"/>	<input type="text"/>					
Item		Code																						
Availed	Janani Suraksha Yojana (JSY)	1																						
	Other Govt schemes (Other than JSY)	2																						
	Any Other	3																						
Not Availed		4																						
Last birth	Previous to last birth																							
<input type="text"/>	<input type="text"/>																							

Q.9 (27)	<p>If Code '1' in Q.9 (26), then</p> <p>(i) How many days after the delivery, did you receive financial assistance?</p> <p>(ii) What was the total amount received by you during pregnancy and/or after delivery?</p>	<table border="1"> <tr> <th>Last birth (Number of days)</th> <th>Previous to last birth (Number of days)</th> </tr> <tr> <td><input type="text"/></td> <td><input type="text"/></td> </tr> <tr> <th>Last birth (Amount in Rs.)</th> <th>Previous to last birth (Amount in Rs.)</th> </tr> <tr> <td><input type="text"/></td> <td><input type="text"/></td> </tr> </table>	Last birth (Number of days)	Previous to last birth (Number of days)	<input type="text"/>	<input type="text"/>	Last birth (Amount in Rs.)	Previous to last birth (Amount in Rs.)	<input type="text"/>	<input type="text"/>																						
Last birth (Number of days)	Previous to last birth (Number of days)																															
<input type="text"/>	<input type="text"/>																															
Last birth (Amount in Rs.)	Previous to last birth (Amount in Rs.)																															
<input type="text"/>	<input type="text"/>																															
Q.9 (28)	<p>Was the delivery normal, caesarean or assisted?</p> <table border="1"> <thead> <tr> <th>Item</th> <th>Code</th> </tr> </thead> <tbody> <tr> <td>Normal</td> <td>1</td> </tr> <tr> <td>Caesarean</td> <td>2</td> </tr> <tr> <td>Assisted</td> <td>3</td> </tr> </tbody> </table>	Item	Code	Normal	1	Caesarean	2	Assisted	3	<table border="1"> <tr> <th>Last birth</th> <th>Previous to last birth</th> </tr> <tr> <td><input type="text"/></td> <td><input type="text"/></td> </tr> </table>	Last birth	Previous to last birth	<input type="text"/>	<input type="text"/>																		
Item	Code																															
Normal	1																															
Caesarean	2																															
Assisted	3																															
Last birth	Previous to last birth																															
<input type="text"/>	<input type="text"/>																															
Q.9 (29)	<p>During delivery, did you experience any of the health problems associated with each birth?</p> <p>(Read out all health problems)</p> <table border="1"> <thead> <tr> <th>Item</th> <th>Code</th> </tr> </thead> <tbody> <tr> <td>Yes</td> <td>1</td> </tr> <tr> <td>No</td> <td>2</td> </tr> </tbody> </table>	Item	Code	Yes	1	No	2	<table border="1"> <tr> <th>Health Problems</th> <th>Last birth</th> <th>Previous to last birth</th> </tr> <tr> <td>Premature labour</td> <td><input type="text"/></td> <td><input type="text"/></td> </tr> <tr> <td>Excessive bleeding</td> <td><input type="text"/></td> <td><input type="text"/></td> </tr> <tr> <td>Prolonged labour (More than 12 hours)</td> <td><input type="text"/></td> <td><input type="text"/></td> </tr> <tr> <td>Obstructed labour</td> <td><input type="text"/></td> <td><input type="text"/></td> </tr> <tr> <td>Breech Presentation</td> <td><input type="text"/></td> <td><input type="text"/></td> </tr> <tr> <td>Convulsion/ High BP</td> <td><input type="text"/></td> <td><input type="text"/></td> </tr> <tr> <td>Others</td> <td><input type="text"/></td> <td><input type="text"/></td> </tr> </table>	Health Problems	Last birth	Previous to last birth	Premature labour	<input type="text"/>	<input type="text"/>	Excessive bleeding	<input type="text"/>	<input type="text"/>	Prolonged labour (More than 12 hours)	<input type="text"/>	<input type="text"/>	Obstructed labour	<input type="text"/>	<input type="text"/>	Breech Presentation	<input type="text"/>	<input type="text"/>	Convulsion/ High BP	<input type="text"/>	<input type="text"/>	Others	<input type="text"/>	<input type="text"/>
Item	Code																															
Yes	1																															
No	2																															
Health Problems	Last birth	Previous to last birth																														
Premature labour	<input type="text"/>	<input type="text"/>																														
Excessive bleeding	<input type="text"/>	<input type="text"/>																														
Prolonged labour (More than 12 hours)	<input type="text"/>	<input type="text"/>																														
Obstructed labour	<input type="text"/>	<input type="text"/>																														
Breech Presentation	<input type="text"/>	<input type="text"/>																														
Convulsion/ High BP	<input type="text"/>	<input type="text"/>																														
Others	<input type="text"/>	<input type="text"/>																														
Q.9 (30)	<p>In case of delivery at home [Code '12' in Q. 9 (19)], who conducted your delivery?</p> <table border="1"> <thead> <tr> <th>Item</th> <th>Code</th> </tr> </thead> <tbody> <tr> <td>Doctor</td> <td>1</td> </tr> <tr> <td>Nurse / ANM / LHV</td> <td>2</td> </tr> <tr> <td>Trained dai</td> <td>3</td> </tr> <tr> <td>Untrained dai</td> <td>4</td> </tr> <tr> <td>Family members / Relatives / Friends</td> <td>5</td> </tr> <tr> <td>None</td> <td>6</td> </tr> </tbody> </table>	Item	Code	Doctor	1	Nurse / ANM / LHV	2	Trained dai	3	Untrained dai	4	Family members / Relatives / Friends	5	None	6	<table border="1"> <tr> <th>Last birth</th> <th>Previous to last birth</th> </tr> <tr> <td><input type="text"/></td> <td><input type="text"/></td> </tr> </table>	Last birth	Previous to last birth	<input type="text"/>	<input type="text"/>												
Item	Code																															
Doctor	1																															
Nurse / ANM / LHV	2																															
Trained dai	3																															
Untrained dai	4																															
Family members / Relatives / Friends	5																															
None	6																															
Last birth	Previous to last birth																															
<input type="text"/>	<input type="text"/>																															

## POST NATAL CARE

Q.9 (31)	<p>Did you have any check-up within 48 hours of delivery?</p> <table border="1"> <thead> <tr> <th>Item</th> <th>Code</th> </tr> </thead> <tbody> <tr> <td>Yes</td> <td>1</td> </tr> <tr> <td>No</td> <td>2</td> </tr> </tbody> </table>	Item	Code	Yes	1	No	2	<table border="1"> <thead> <tr> <th>Last birth</th> <th>Previous to last birth</th> </tr> </thead> <tbody> <tr> <td><input type="text"/></td> <td><input type="text"/></td> </tr> </tbody> </table>		Last birth	Previous to last birth	<input type="text"/>	<input type="text"/>																								
Item	Code																																				
Yes	1																																				
No	2																																				
Last birth	Previous to last birth																																				
<input type="text"/>	<input type="text"/>																																				
Q.9 (32)	<p>If Code '2' in Q.9 (31), after how many days of delivery, the first check-up took place?</p> <p>[If no check-up was done at all for any of the births, record '00' for that particular birth and go to Q.9 (35)]</p>	<table border="1"> <thead> <tr> <th>Number of Days</th> <th>Last birth</th> <th>Previous to last birth</th> </tr> </thead> <tbody> <tr> <td></td> <td><input type="text"/><input type="text"/></td> <td><input type="text"/><input type="text"/></td> </tr> </tbody> </table>		Number of Days	Last birth	Previous to last birth		<input type="text"/> <input type="text"/>	<input type="text"/> <input type="text"/>																												
Number of Days	Last birth	Previous to last birth																																			
	<input type="text"/> <input type="text"/>	<input type="text"/> <input type="text"/>																																			
Q.9 (33)	<p>Where did your Post Natal check-up take place?</p> <table border="1"> <thead> <tr> <th>Item</th> <th>Code</th> </tr> </thead> <tbody> <tr> <td colspan="2"><b>GOVERNMENT</b></td> </tr> <tr> <td>Sub Center</td> <td>01</td> </tr> <tr> <td>PHC</td> <td>02</td> </tr> <tr> <td>CHC</td> <td>03</td> </tr> <tr> <td>UHC / UHP / UFWC</td> <td>04</td> </tr> <tr> <td>Dispensary / Clinic</td> <td>05</td> </tr> <tr> <td>Hospital</td> <td>06</td> </tr> <tr> <td>AYUSH Hospital / Clinic</td> <td>07</td> </tr> <tr> <td colspan="2"><b>PRIVATE</b></td> </tr> <tr> <td>Dispensary / Clinic</td> <td>08</td> </tr> <tr> <td>Hospital</td> <td>09</td> </tr> <tr> <td>AYUSH Hospital / Clinic</td> <td>10</td> </tr> <tr> <td>NGO or Trust Hospital/Clinic</td> <td>11</td> </tr> <tr> <td>Others</td> <td>99</td> </tr> </tbody> </table>	Item	Code	<b>GOVERNMENT</b>		Sub Center	01	PHC	02	CHC	03	UHC / UHP / UFWC	04	Dispensary / Clinic	05	Hospital	06	AYUSH Hospital / Clinic	07	<b>PRIVATE</b>		Dispensary / Clinic	08	Hospital	09	AYUSH Hospital / Clinic	10	NGO or Trust Hospital/Clinic	11	Others	99	<table border="1"> <thead> <tr> <th>Last birth</th> <th>Previous to last birth</th> </tr> </thead> <tbody> <tr> <td><input type="text"/><input type="text"/></td> <td><input type="text"/><input type="text"/></td> </tr> </tbody> </table>		Last birth	Previous to last birth	<input type="text"/> <input type="text"/>	<input type="text"/> <input type="text"/>
Item	Code																																				
<b>GOVERNMENT</b>																																					
Sub Center	01																																				
PHC	02																																				
CHC	03																																				
UHC / UHP / UFWC	04																																				
Dispensary / Clinic	05																																				
Hospital	06																																				
AYUSH Hospital / Clinic	07																																				
<b>PRIVATE</b>																																					
Dispensary / Clinic	08																																				
Hospital	09																																				
AYUSH Hospital / Clinic	10																																				
NGO or Trust Hospital/Clinic	11																																				
Others	99																																				
Last birth	Previous to last birth																																				
<input type="text"/> <input type="text"/>	<input type="text"/> <input type="text"/>																																				
Q.9 (34)	<p>Did any of the following happen when you had the check-up after each birth?</p> <p>(Read out all options mentioned)</p> <table border="1"> <thead> <tr> <th>Item</th> <th>Code</th> </tr> </thead> <tbody> <tr> <td>Yes</td> <td>1</td> </tr> <tr> <td>No</td> <td>2</td> </tr> </tbody> </table>	Item	Code	Yes	1	No	2	<table border="1"> <thead> <tr> <th></th> <th>Last birth</th> <th>Previous to last birth</th> </tr> </thead> <tbody> <tr> <td>Abdomen examined</td> <td><input type="text"/></td> <td><input type="text"/></td> </tr> <tr> <td>Advice on breast feeding</td> <td><input type="text"/></td> <td><input type="text"/></td> </tr> <tr> <td>Advice on baby care</td> <td><input type="text"/></td> <td><input type="text"/></td> </tr> <tr> <td>Advice on family planning</td> <td><input type="text"/></td> <td><input type="text"/></td> </tr> </tbody> </table>			Last birth	Previous to last birth	Abdomen examined	<input type="text"/>	<input type="text"/>	Advice on breast feeding	<input type="text"/>	<input type="text"/>	Advice on baby care	<input type="text"/>	<input type="text"/>	Advice on family planning	<input type="text"/>	<input type="text"/>													
Item	Code																																				
Yes	1																																				
No	2																																				
	Last birth	Previous to last birth																																			
Abdomen examined	<input type="text"/>	<input type="text"/>																																			
Advice on breast feeding	<input type="text"/>	<input type="text"/>																																			
Advice on baby care	<input type="text"/>	<input type="text"/>																																			
Advice on family planning	<input type="text"/>	<input type="text"/>																																			

Q.9 (35)	<p><b>When was the new born baby checked up after birth?</b></p> <p><b>(To be asked only in respect of live births surviving or not surviving)</b></p> <table border="1"> <thead> <tr> <th colspan="2">Item</th><th>Code</th></tr> </thead> <tbody> <tr> <td rowspan="4">Checked Up</td><td>Within 24 hrs</td><td>1</td></tr> <tr> <td>24 hrs to 72 hrs</td><td>2</td></tr> <tr> <td>4th day to 7th day</td><td>3</td></tr> <tr> <td>After the 7th day</td><td>4</td></tr> <tr> <td colspan="2">Not checked up</td><td>5</td></tr> </tbody> </table>	Item		Code	Checked Up	Within 24 hrs	1	24 hrs to 72 hrs	2	4th day to 7th day	3	After the 7th day	4	Not checked up		5	<table border="1"> <thead> <tr> <th>Last birth</th><th>Previous to last birth</th></tr> </thead> <tbody> <tr> <td><input type="text"/></td><td><input type="text"/></td></tr> </tbody> </table>	Last birth	Previous to last birth	<input type="text"/>	<input type="text"/>																	
Item		Code																																				
Checked Up	Within 24 hrs	1																																				
	24 hrs to 72 hrs	2																																				
	4th day to 7th day	3																																				
	After the 7th day	4																																				
Not checked up		5																																				
Last birth	Previous to last birth																																					
<input type="text"/>	<input type="text"/>																																					
Q.9 (36)	<p><b>If Code '1' or '2' or '3' in Q.9 (35), number of check-up(s) during one week of delivery</b></p>	<table border="1"> <thead> <tr> <th>Last birth</th><th>Previous to last birth</th></tr> </thead> <tbody> <tr> <td><input type="text"/></td><td><input type="text"/></td></tr> </tbody> </table>	Last birth	Previous to last birth	<input type="text"/>	<input type="text"/>																																
Last birth	Previous to last birth																																					
<input type="text"/>	<input type="text"/>																																					
Q.9 (37)	<p><b>If Code '1-4' in Q.9 (35), where was the baby's first check-up done?</b></p> <table border="1"> <thead> <tr> <th>Item</th><th>Code</th></tr> </thead> <tbody> <tr> <td colspan="2"><b>Government</b></td></tr> <tr> <td>Sub - Center</td><td>01</td></tr> <tr> <td>PHC</td><td>02</td></tr> <tr> <td>CHC</td><td>03</td></tr> <tr> <td>UHC/UHP/UFWC</td><td>04</td></tr> <tr> <td>Dispensary/Clinic</td><td>05</td></tr> <tr> <td>Hospital</td><td>06</td></tr> <tr> <td>AYUSH Hospital/Clinic</td><td>07</td></tr> <tr> <td colspan="2"><b>Private</b></td></tr> <tr> <td>Dispensary/Clinic</td><td>08</td></tr> <tr> <td>Hospital</td><td>09</td></tr> <tr> <td>AYUSH Hospital/Clinic</td><td>10</td></tr> <tr> <td><b>NGO or Trust Hosp/Clinic</b></td><td>11</td></tr> <tr> <td><b>At Home</b></td><td>12</td></tr> <tr> <td><b>Others</b></td><td>99</td></tr> </tbody> </table>	Item	Code	<b>Government</b>		Sub - Center	01	PHC	02	CHC	03	UHC/UHP/UFWC	04	Dispensary/Clinic	05	Hospital	06	AYUSH Hospital/Clinic	07	<b>Private</b>		Dispensary/Clinic	08	Hospital	09	AYUSH Hospital/Clinic	10	<b>NGO or Trust Hosp/Clinic</b>	11	<b>At Home</b>	12	<b>Others</b>	99	<table border="1"> <thead> <tr> <th>Last birth</th><th>Previous to last birth</th></tr> </thead> <tbody> <tr> <td><input type="text"/><input type="text"/></td><td><input type="text"/><input type="text"/></td></tr> </tbody> </table>	Last birth	Previous to last birth	<input type="text"/> <input type="text"/>	<input type="text"/> <input type="text"/>
Item	Code																																					
<b>Government</b>																																						
Sub - Center	01																																					
PHC	02																																					
CHC	03																																					
UHC/UHP/UFWC	04																																					
Dispensary/Clinic	05																																					
Hospital	06																																					
AYUSH Hospital/Clinic	07																																					
<b>Private</b>																																						
Dispensary/Clinic	08																																					
Hospital	09																																					
AYUSH Hospital/Clinic	10																																					
<b>NGO or Trust Hosp/Clinic</b>	11																																					
<b>At Home</b>	12																																					
<b>Others</b>	99																																					
Last birth	Previous to last birth																																					
<input type="text"/> <input type="text"/>	<input type="text"/> <input type="text"/>																																					
Q.9 (38)	<p><b>If Code '12' in Q.9 (37), who did the check-up at home?</b></p> <table border="1"> <thead> <tr> <th>Item</th><th>Code</th></tr> </thead> <tbody> <tr> <td>Doctor</td><td>1</td></tr> <tr> <td>ANM</td><td>2</td></tr> <tr> <td>Health worker</td><td>3</td></tr> <tr> <td>Anganwadi worker</td><td>4</td></tr> <tr> <td>ASHA</td><td>5</td></tr> <tr> <td>Others</td><td>6</td></tr> </tbody> </table>	Item	Code	Doctor	1	ANM	2	Health worker	3	Anganwadi worker	4	ASHA	5	Others	6	<table border="1"> <thead> <tr> <th>Last birth</th><th>Previous to last birth</th></tr> </thead> <tbody> <tr> <td><input type="text"/></td><td><input type="text"/></td></tr> </tbody> </table>	Last birth	Previous to last birth	<input type="text"/>	<input type="text"/>																		
Item	Code																																					
Doctor	1																																					
ANM	2																																					
Health worker	3																																					
Anganwadi worker	4																																					
ASHA	5																																					
Others	6																																					
Last birth	Previous to last birth																																					
<input type="text"/>	<input type="text"/>																																					



<b>Q.9 (39)</b>	<p><b>During the first 6 weeks after delivery, did you experience any of the health problems?</b></p> <p><b>(Read out all health problems)</b></p> <table border="1"> <thead> <tr> <th>Item</th> <th>Code</th> </tr> </thead> <tbody> <tr> <td>Yes</td> <td>1</td> </tr> <tr> <td>No</td> <td>2</td> </tr> </tbody> </table>	Item	Code	Yes	1	No	2	<table border="1"> <thead> <tr> <th>Health Problems</th> <th>Last birth</th> <th>Previous to last birth</th> </tr> </thead> <tbody> <tr> <td>High fever</td> <td><input type="checkbox"/></td> <td><input type="checkbox"/></td> </tr> <tr> <td>Lower abdominal pain</td> <td><input type="checkbox"/></td> <td><input type="checkbox"/></td> </tr> <tr> <td>Foul smelling vaginal discharge</td> <td><input type="checkbox"/></td> <td><input type="checkbox"/></td> </tr> <tr> <td>Excessive bleeding</td> <td><input type="checkbox"/></td> <td><input type="checkbox"/></td> </tr> <tr> <td>Convulsions</td> <td><input type="checkbox"/></td> <td><input type="checkbox"/></td> </tr> <tr> <td>Head ache</td> <td><input type="checkbox"/></td> <td><input type="checkbox"/></td> </tr> <tr> <td>Others</td> <td><input type="checkbox"/></td> <td><input type="checkbox"/></td> </tr> </tbody> </table>	Health Problems	Last birth	Previous to last birth	High fever	<input type="checkbox"/>	<input type="checkbox"/>	Lower abdominal pain	<input type="checkbox"/>	<input type="checkbox"/>	Foul smelling vaginal discharge	<input type="checkbox"/>	<input type="checkbox"/>	Excessive bleeding	<input type="checkbox"/>	<input type="checkbox"/>	Convulsions	<input type="checkbox"/>	<input type="checkbox"/>	Head ache	<input type="checkbox"/>	<input type="checkbox"/>	Others	<input type="checkbox"/>	<input type="checkbox"/>				
Item	Code																																			
Yes	1																																			
No	2																																			
Health Problems	Last birth	Previous to last birth																																		
High fever	<input type="checkbox"/>	<input type="checkbox"/>																																		
Lower abdominal pain	<input type="checkbox"/>	<input type="checkbox"/>																																		
Foul smelling vaginal discharge	<input type="checkbox"/>	<input type="checkbox"/>																																		
Excessive bleeding	<input type="checkbox"/>	<input type="checkbox"/>																																		
Convulsions	<input type="checkbox"/>	<input type="checkbox"/>																																		
Head ache	<input type="checkbox"/>	<input type="checkbox"/>																																		
Others	<input type="checkbox"/>	<input type="checkbox"/>																																		
<b>Q.9 (40)</b>	<p><b>If Code '1' in any of the health problems in Q.9 (39), did you seek treatment?</b></p> <table border="1"> <thead> <tr> <th>Item</th> <th>Code</th> </tr> </thead> <tbody> <tr> <td>Yes</td> <td>1</td> </tr> <tr> <td>No</td> <td>2</td> </tr> </tbody> </table>	Item	Code	Yes	1	No	2	<table border="1"> <thead> <tr> <th>Last birth</th> <th>Previous to last birth</th> </tr> </thead> <tbody> <tr> <td><input type="checkbox"/></td> <td><input type="checkbox"/></td> </tr> </tbody> </table>	Last birth	Previous to last birth	<input type="checkbox"/>	<input type="checkbox"/>																								
Item	Code																																			
Yes	1																																			
No	2																																			
Last birth	Previous to last birth																																			
<input type="checkbox"/>	<input type="checkbox"/>																																			
<b>Q.9 (41)</b>	<p><b>If Code '1' in Q.9 (40), where did you go for consultation or to seek treatment?</b></p> <table border="1"> <thead> <tr> <th>Item</th> <th>Code</th> </tr> </thead> <tbody> <tr> <td colspan="2"><b>Government</b></td> </tr> <tr> <td>Sub - Center</td> <td>01</td> </tr> <tr> <td>PHC</td> <td>02</td> </tr> <tr> <td>CHC</td> <td>03</td> </tr> <tr> <td>UHC/UHP/UFWC</td> <td>04</td> </tr> <tr> <td>Dispensary/Clinic</td> <td>05</td> </tr> <tr> <td>Hospital</td> <td>06</td> </tr> <tr> <td>AYUSH Hospital/Clinic</td> <td>07</td> </tr> <tr> <td colspan="2"><b>Private</b></td> </tr> <tr> <td>Dispensary/Clinic</td> <td>08</td> </tr> <tr> <td>Hospital</td> <td>09</td> </tr> <tr> <td>AYUSH Hospital/Clinic</td> <td>10</td> </tr> <tr> <td><b>NGO or Trust Hosp/Clinic</b></td> <td>11</td> </tr> <tr> <td><b>Others</b></td> <td>99</td> </tr> </tbody> </table>	Item	Code	<b>Government</b>		Sub - Center	01	PHC	02	CHC	03	UHC/UHP/UFWC	04	Dispensary/Clinic	05	Hospital	06	AYUSH Hospital/Clinic	07	<b>Private</b>		Dispensary/Clinic	08	Hospital	09	AYUSH Hospital/Clinic	10	<b>NGO or Trust Hosp/Clinic</b>	11	<b>Others</b>	99	<table border="1"> <thead> <tr> <th>Last birth</th> <th>Previous to last birth</th> </tr> </thead> <tbody> <tr> <td><input type="checkbox"/></td> <td><input type="checkbox"/></td> </tr> </tbody> </table>	Last birth	Previous to last birth	<input type="checkbox"/>	<input type="checkbox"/>
Item	Code																																			
<b>Government</b>																																				
Sub - Center	01																																			
PHC	02																																			
CHC	03																																			
UHC/UHP/UFWC	04																																			
Dispensary/Clinic	05																																			
Hospital	06																																			
AYUSH Hospital/Clinic	07																																			
<b>Private</b>																																				
Dispensary/Clinic	08																																			
Hospital	09																																			
AYUSH Hospital/Clinic	10																																			
<b>NGO or Trust Hosp/Clinic</b>	11																																			
<b>Others</b>	99																																			
Last birth	Previous to last birth																																			
<input type="checkbox"/>	<input type="checkbox"/>																																			
<b>Q.9 (42)</b>	<p><b>Whether birth weight of the baby was taken?</b></p> <p><b>(To be asked only in respect of live births surviving or not surviving)</b></p> <table border="1"> <thead> <tr> <th>Item</th> <th>Code</th> </tr> </thead> <tbody> <tr> <td>Yes</td> <td>1</td> </tr> <tr> <td>No</td> <td>2</td> </tr> <tr> <td>Don't Know</td> <td>3</td> </tr> </tbody> </table>	Item	Code	Yes	1	No	2	Don't Know	3	<table border="1"> <thead> <tr> <th>Last birth</th> <th>Previous to last birth</th> </tr> </thead> <tbody> <tr> <td><input type="checkbox"/></td> <td><input type="checkbox"/></td> </tr> </tbody> </table>	Last birth	Previous to last birth	<input type="checkbox"/>	<input type="checkbox"/>																						
Item	Code																																			
Yes	1																																			
No	2																																			
Don't Know	3																																			
Last birth	Previous to last birth																																			
<input type="checkbox"/>	<input type="checkbox"/>																																			

Q.9 (43)	If Code '1' in Q.9 (42), what was the birth weight of the baby?	<table border="1"> <tr> <th rowspan="3">Birth weight</th> <th colspan="2">Last birth</th> <th colspan="2">Previous to last birth</th> </tr> <tr> <th>Kg</th> <th>gms</th> <th>Kg</th> <th>gms</th> </tr> <tr> <td><input type="text"/></td> <td><input type="text"/><input type="text"/><input type="text"/></td> <td><input type="text"/></td> <td><input type="text"/><input type="text"/><input type="text"/></td> </tr> </table>	Birth weight	Last birth		Previous to last birth		Kg	gms	Kg	gms	<input type="text"/>	<input type="text"/> <input type="text"/> <input type="text"/>	<input type="text"/>	<input type="text"/> <input type="text"/> <input type="text"/>					
Birth weight	Last birth			Previous to last birth																
	Kg	gms		Kg	gms															
	<input type="text"/>	<input type="text"/> <input type="text"/> <input type="text"/>	<input type="text"/>	<input type="text"/> <input type="text"/> <input type="text"/>																
Q.9 (44)	When did you first breast feed your baby? (To be asked only in respect of live births surviving or not surviving) <table border="1"> <thead> <tr> <th>Item</th> <th>Code</th> </tr> </thead> <tbody> <tr> <td>Immediately within 1 hour of birth</td> <td>1</td> </tr> <tr> <td>1 hour to 24 hours of birth</td> <td>2</td> </tr> <tr> <td>2-3 days</td> <td>3</td> </tr> <tr> <td>After 3 days</td> <td>4</td> </tr> <tr> <td>Never breast-fed</td> <td>5</td> </tr> </tbody> </table>	Item	Code	Immediately within 1 hour of birth	1	1 hour to 24 hours of birth	2	2-3 days	3	After 3 days	4	Never breast-fed	5	<table border="1"> <thead> <tr> <th>Last birth</th> <th>Previous to last birth</th> </tr> </thead> <tbody> <tr> <td><input type="text"/></td> <td><input type="text"/></td> </tr> </tbody> </table> <p>If Code '5' go to Q.9 (48)</p>	Last birth	Previous to last birth	<input type="text"/>	<input type="text"/>		
Item	Code																			
Immediately within 1 hour of birth	1																			
1 hour to 24 hours of birth	2																			
2-3 days	3																			
After 3 days	4																			
Never breast-fed	5																			
Last birth	Previous to last birth																			
<input type="text"/>	<input type="text"/>																			
Q.9 (45)	Did you feed "milk colostrum/khees" (yellowish thick milk) to your baby, secreted during the first few days after child birth? (To be asked only in respect of live births surviving or not surviving) <table border="1"> <thead> <tr> <th>Item</th> <th>Code</th> </tr> </thead> <tbody> <tr> <td>Yes</td> <td>1</td> </tr> <tr> <td>No</td> <td>2</td> </tr> </tbody> </table>	Item	Code	Yes	1	No	2	<table border="1"> <thead> <tr> <th>Last birth</th> <th>Previous to last birth</th> </tr> </thead> <tbody> <tr> <td><input type="text"/></td> <td><input type="text"/></td> </tr> </tbody> </table>	Last birth	Previous to last birth	<input type="text"/>	<input type="text"/>								
Item	Code																			
Yes	1																			
No	2																			
Last birth	Previous to last birth																			
<input type="text"/>	<input type="text"/>																			
The following questions are to be probed only for live births and surviving.																				
BREAST FEEDING PRACTISE																				
Q.9 (46)	Are you currently breastfeeding your baby? <table border="1"> <thead> <tr> <th>Item</th> <th>Code</th> </tr> </thead> <tbody> <tr> <td>Yes</td> <td>1</td> </tr> <tr> <td>No</td> <td>2</td> </tr> </tbody> </table>	Item	Code	Yes	1	No	2	<table border="1"> <tr> <td>Baby's Name</td> <td><input type="text"/></td> <td><input type="text"/></td> </tr> <tr> <th colspan="2">Last birth</th> <th>Previous to last birth</th> </tr> <tr> <td><input type="text"/></td> <td><input type="text"/></td> <td><input type="text"/></td> </tr> </table>	Baby's Name	<input type="text"/>	<input type="text"/>	Last birth		Previous to last birth	<input type="text"/>	<input type="text"/>	<input type="text"/>			
Item	Code																			
Yes	1																			
No	2																			
Baby's Name	<input type="text"/>	<input type="text"/>																		
Last birth		Previous to last birth																		
<input type="text"/>	<input type="text"/>	<input type="text"/>																		
Q.9 (47)	How many days/months did you exclusively breastfeed your baby? (If duration of breastfeeding is less than one month, record no. of days and if duration is in months, record no. of months) <table border="1"> <thead> <tr> <th>Unit</th> <th>Code</th> </tr> </thead> <tbody> <tr> <td>Days</td> <td>D</td> </tr> <tr> <td>Months</td> <td>M</td> </tr> </tbody> </table>	Unit	Code	Days	D	Months	M	<table border="1"> <thead> <tr> <th colspan="2">Last birth</th> <th colspan="2">Previous to last birth</th> </tr> <tr> <th>D/M</th> <th>No.</th> <th>D/M</th> <th>No.</th> </tr> </thead> <tbody> <tr> <td><input type="text"/></td> <td><input type="text"/><input type="text"/></td> <td><input type="text"/></td> <td><input type="text"/><input type="text"/></td> </tr> </tbody> </table>	Last birth		Previous to last birth		D/M	No.	D/M	No.	<input type="text"/>	<input type="text"/> <input type="text"/>	<input type="text"/>	<input type="text"/> <input type="text"/>
Unit	Code																			
Days	D																			
Months	M																			
Last birth		Previous to last birth																		
D/M	No.	D/M	No.																	
<input type="text"/>	<input type="text"/> <input type="text"/>	<input type="text"/>	<input type="text"/> <input type="text"/>																	

Q.9 (48)	<p>At what age (in months/days) did you start feeding the baby, food other than breast milk? (If only breast feeding, record '00')</p> <p>(If duration of starting other types of food is less than one month, record no. of days and if duration is in months, record no. of months)</p> <table border="1"> <thead> <tr> <th>Unit</th> <th>Code</th> </tr> </thead> <tbody> <tr> <td>Days</td> <td>D</td> </tr> <tr> <td>Month</td> <td>M</td> </tr> </tbody> </table>	Unit	Code	Days	D	Month	M	<table border="1"> <thead> <tr> <th rowspan="2">Type of food</th> <th colspan="2">Last birth</th> <th colspan="2">Previous to last birth</th> </tr> <tr> <th>D/M</th> <th>No.</th> <th>D/M</th> <th>No.</th> </tr> </thead> <tbody> <tr> <td>Water</td> <td><input type="text"/></td> <td><input type="text"/><input type="text"/></td> <td><input type="text"/></td> <td><input type="text"/><input type="text"/></td> </tr> <tr> <td>Animal Milk/ Formula Milk</td> <td><input type="text"/></td> <td><input type="text"/><input type="text"/></td> <td><input type="text"/></td> <td><input type="text"/><input type="text"/></td> </tr> <tr> <td>Semi Solid Mashed</td> <td><input type="text"/></td> <td><input type="text"/><input type="text"/></td> <td><input type="text"/></td> <td><input type="text"/><input type="text"/></td> </tr> <tr> <td>Solid (Adult food)</td> <td><input type="text"/></td> <td><input type="text"/><input type="text"/></td> <td><input type="text"/></td> <td><input type="text"/><input type="text"/></td> </tr> <tr> <td>Vegetables/ Fruits</td> <td><input type="text"/></td> <td><input type="text"/><input type="text"/></td> <td><input type="text"/></td> <td><input type="text"/><input type="text"/></td> </tr> </tbody> </table>				Type of food	Last birth		Previous to last birth		D/M	No.	D/M	No.	Water	<input type="text"/>	<input type="text"/> <input type="text"/>	<input type="text"/>	<input type="text"/> <input type="text"/>	Animal Milk/ Formula Milk	<input type="text"/>	<input type="text"/> <input type="text"/>	<input type="text"/>	<input type="text"/> <input type="text"/>	Semi Solid Mashed	<input type="text"/>	<input type="text"/> <input type="text"/>	<input type="text"/>	<input type="text"/> <input type="text"/>	Solid (Adult food)	<input type="text"/>	<input type="text"/> <input type="text"/>	<input type="text"/>	<input type="text"/> <input type="text"/>	Vegetables/ Fruits	<input type="text"/>	<input type="text"/> <input type="text"/>	<input type="text"/>	<input type="text"/> <input type="text"/>
		Unit	Code																																										
		Days	D																																										
		Month	M																																										
		Type of food	Last birth		Previous to last birth																																								
			D/M	No.	D/M	No.																																							
		Water	<input type="text"/>	<input type="text"/> <input type="text"/>	<input type="text"/>	<input type="text"/> <input type="text"/>																																							
Animal Milk/ Formula Milk	<input type="text"/>	<input type="text"/> <input type="text"/>	<input type="text"/>	<input type="text"/> <input type="text"/>																																									
Semi Solid Mashed	<input type="text"/>	<input type="text"/> <input type="text"/>	<input type="text"/>	<input type="text"/> <input type="text"/>																																									
Solid (Adult food)	<input type="text"/>	<input type="text"/> <input type="text"/>	<input type="text"/>	<input type="text"/> <input type="text"/>																																									
Vegetables/ Fruits	<input type="text"/>	<input type="text"/> <input type="text"/>	<input type="text"/>	<input type="text"/> <input type="text"/>																																									
<b>IMMUNIZATION</b>																																													
Q.9 (49)	<p>Do you have an Immunization/MCH card for your baby?</p> <table border="1"> <thead> <tr> <th>Item</th> <th>Code</th> </tr> </thead> <tbody> <tr> <td>Yes</td> <td>1</td> </tr> <tr> <td>No</td> <td>2</td> </tr> </tbody> </table>	Item	Code	Yes	1	No	2	<table border="1"> <thead> <tr> <th>Last birth</th> <th>Previous to last birth</th> </tr> </thead> <tbody> <tr> <td><input type="text"/></td> <td><input type="text"/></td> </tr> </tbody> </table>			Last birth	Previous to last birth	<input type="text"/>	<input type="text"/>																															
		Item	Code																																										
		Yes	1																																										
No	2																																												
Last birth	Previous to last birth																																												
<input type="text"/>	<input type="text"/>																																												
Q.9 (50)	<p>If Code '1' in Q.9 (49), whether Immunization card made available at the time of interview?</p> <table border="1"> <thead> <tr> <th>Item</th> <th>Code</th> </tr> </thead> <tbody> <tr> <td>Yes</td> <td>1</td> </tr> <tr> <td>No</td> <td>2</td> </tr> </tbody> </table>	Item	Code	Yes	1	No	2	<table border="1"> <thead> <tr> <th>Last birth</th> <th>Previous to last birth</th> </tr> </thead> <tbody> <tr> <td><input type="text"/></td> <td><input type="text"/></td> </tr> </tbody> </table>			Last birth	Previous to last birth	<input type="text"/>	<input type="text"/>																															
		Item	Code																																										
		Yes	1																																										
No	2																																												
Last birth	Previous to last birth																																												
<input type="text"/>	<input type="text"/>																																												
Q.9 (51)	<p>If card made available, whether information recorded by using the card?</p> <table border="1"> <thead> <tr> <th>Item</th> <th>Code</th> </tr> </thead> <tbody> <tr> <td>Yes</td> <td>1</td> </tr> <tr> <td>No</td> <td>2</td> </tr> </tbody> </table>	Item	Code	Yes	1	No	2	<table border="1"> <thead> <tr> <th>Last birth</th> <th>Previous to last birth</th> </tr> </thead> <tbody> <tr> <td><input type="text"/></td> <td><input type="text"/></td> </tr> </tbody> </table>			Last birth	Previous to last birth	<input type="text"/>	<input type="text"/>																															
		Item	Code																																										
		Yes	1																																										
No	2																																												
Last birth	Previous to last birth																																												
<input type="text"/>	<input type="text"/>																																												
Q.9 (52)	<p>Has the baby ever received any vaccination?</p> <table border="1"> <thead> <tr> <th>Item</th> <th>Code</th> </tr> </thead> <tbody> <tr> <td>Yes</td> <td>1</td> </tr> <tr> <td>No</td> <td>2</td> </tr> </tbody> </table> <p>(If Code '2' for any births, go to Q.9 (56) for that particular birth)</p>	Item	Code	Yes	1	No	2	<table border="1"> <thead> <tr> <th>Last birth</th> <th>Previous to last birth</th> </tr> </thead> <tbody> <tr> <td><input type="text"/></td> <td><input type="text"/></td> </tr> </tbody> </table>			Last birth	Previous to last birth	<input type="text"/>	<input type="text"/>																															
		Item	Code																																										
		Yes	1																																										
No	2																																												
Last birth	Previous to last birth																																												
<input type="text"/>	<input type="text"/>																																												

Q.9 (53)	<b>Was the baby given BCG vaccine?</b> <table border="1"> <thead> <tr> <th>Item</th> <th>Code</th> </tr> </thead> <tbody> <tr> <td rowspan="3">Yes</td> <td>At birth</td> <td>1</td> </tr> <tr> <td>Within 6 weeks</td> <td>2</td> </tr> <tr> <td>Thereafter</td> <td>3</td> </tr> <tr> <td>No</td> <td></td> <td>4</td> </tr> </tbody> </table>	Item	Code	Yes	At birth	1	Within 6 weeks	2	Thereafter	3	No		4	<table border="1"> <thead> <tr> <th>Last birth</th> <th>Previous to last birth</th> </tr> </thead> <tbody> <tr> <td><input type="text"/></td> <td><input type="text"/></td> </tr> </tbody> </table>	Last birth	Previous to last birth	<input type="text"/>	<input type="text"/>																				
Item	Code																																					
Yes	At birth	1																																				
	Within 6 weeks	2																																				
	Thereafter	3																																				
No		4																																				
Last birth	Previous to last birth																																					
<input type="text"/>	<input type="text"/>																																					
Q.9 (54)	<b>Were the following vaccines administered to your baby?</b> <b>(Read out the type of vaccines)</b> <b># If more than 9 doses, record '9' only for that particular birth.</b> <b>* If no vaccination received, record '0' for that particular birth.</b>	<table border="1"> <thead> <tr> <th>Type of Vaccine</th> <th>Last birth</th> <th>Previous to last birth</th> </tr> </thead> <tbody> <tr> <td>Polio birth dose (Yes-1, No-2, Don't Know-3)</td> <td><input type="text"/></td> <td><input type="text"/></td> </tr> <tr> <td>* No. of Polio doses in routine immunization (RI) other than the birth dose</td> <td><input type="text"/></td> <td><input type="text"/></td> </tr> <tr> <td># No. of Polio doses in PP (Pulse Polio) immunization during last one year</td> <td><input type="text"/></td> <td><input type="text"/></td> </tr> <tr> <td>* No. of DPT injections</td> <td><input type="text"/></td> <td><input type="text"/></td> </tr> <tr> <td>Measles (Yes-1, No-2, Don't Know -3)</td> <td><input type="text"/></td> <td><input type="text"/></td> </tr> <tr> <td>* No. of doses of Hepatitis B during last one year</td> <td><input type="text"/></td> <td><input type="text"/></td> </tr> </tbody> </table>	Type of Vaccine	Last birth	Previous to last birth	Polio birth dose (Yes-1, No-2, Don't Know-3)	<input type="text"/>	<input type="text"/>	* No. of Polio doses in routine immunization (RI) other than the birth dose	<input type="text"/>	<input type="text"/>	# No. of Polio doses in PP (Pulse Polio) immunization during last one year	<input type="text"/>	<input type="text"/>	* No. of DPT injections	<input type="text"/>	<input type="text"/>	Measles (Yes-1, No-2, Don't Know -3)	<input type="text"/>	<input type="text"/>	* No. of doses of Hepatitis B during last one year	<input type="text"/>	<input type="text"/>															
Type of Vaccine	Last birth	Previous to last birth																																				
Polio birth dose (Yes-1, No-2, Don't Know-3)	<input type="text"/>	<input type="text"/>																																				
* No. of Polio doses in routine immunization (RI) other than the birth dose	<input type="text"/>	<input type="text"/>																																				
# No. of Polio doses in PP (Pulse Polio) immunization during last one year	<input type="text"/>	<input type="text"/>																																				
* No. of DPT injections	<input type="text"/>	<input type="text"/>																																				
Measles (Yes-1, No-2, Don't Know -3)	<input type="text"/>	<input type="text"/>																																				
* No. of doses of Hepatitis B during last one year	<input type="text"/>	<input type="text"/>																																				
Q.9 (55)	<b>From where did the baby receive most of his/her vaccinations?</b> <table border="1"> <thead> <tr> <th>Item</th> <th>Code</th> </tr> </thead> <tbody> <tr> <td colspan="2"><b>Government</b></td> </tr> <tr> <td>Anganwadi</td> <td>00</td> </tr> <tr> <td>Sub - Center</td> <td>01</td> </tr> <tr> <td>PHC</td> <td>02</td> </tr> <tr> <td>CHC</td> <td>03</td> </tr> <tr> <td>UHC/UHP/UFWC</td> <td>04</td> </tr> <tr> <td>Dispensary/Clinic</td> <td>05</td> </tr> <tr> <td>Hospital</td> <td>06</td> </tr> <tr> <td>AYUSH Hospital/Clinic</td> <td>07</td> </tr> <tr> <td colspan="2"><b>Private</b></td> </tr> <tr> <td>Dispensary/Clinic</td> <td>08</td> </tr> <tr> <td>Hospital</td> <td>09</td> </tr> <tr> <td>AYUSH Hospital/Clinic</td> <td>10</td> </tr> <tr> <td><b>NGO or Trust Hosp/Clinic</b></td> <td>11</td> </tr> <tr> <td><b>Others</b></td> <td>99</td> </tr> </tbody> </table>	Item	Code	<b>Government</b>		Anganwadi	00	Sub - Center	01	PHC	02	CHC	03	UHC/UHP/UFWC	04	Dispensary/Clinic	05	Hospital	06	AYUSH Hospital/Clinic	07	<b>Private</b>		Dispensary/Clinic	08	Hospital	09	AYUSH Hospital/Clinic	10	<b>NGO or Trust Hosp/Clinic</b>	11	<b>Others</b>	99	<table border="1"> <thead> <tr> <th>Last birth</th> <th>Previous to last birth</th> </tr> </thead> <tbody> <tr> <td><input type="text"/><input type="text"/></td> <td><input type="text"/><input type="text"/></td> </tr> </tbody> </table>	Last birth	Previous to last birth	<input type="text"/> <input type="text"/>	<input type="text"/> <input type="text"/>
Item	Code																																					
<b>Government</b>																																						
Anganwadi	00																																					
Sub - Center	01																																					
PHC	02																																					
CHC	03																																					
UHC/UHP/UFWC	04																																					
Dispensary/Clinic	05																																					
Hospital	06																																					
AYUSH Hospital/Clinic	07																																					
<b>Private</b>																																						
Dispensary/Clinic	08																																					
Hospital	09																																					
AYUSH Hospital/Clinic	10																																					
<b>NGO or Trust Hosp/Clinic</b>	11																																					
<b>Others</b>	99																																					
Last birth	Previous to last birth																																					
<input type="text"/> <input type="text"/>	<input type="text"/> <input type="text"/>																																					

Q.9 (56)	<p>If no vaccination was received by your baby, what was the main reason thereof?</p> <table border="1"> <thead> <tr> <th>Item</th> <th>Code</th> </tr> </thead> <tbody> <tr> <td>Child is weak/sick</td> <td>1</td> </tr> <tr> <td>Not aware of the need</td> <td>2</td> </tr> <tr> <td>Place of immunization is not known</td> <td>3</td> </tr> <tr> <td>Session site too far</td> <td>4</td> </tr> <tr> <td>Fear of side effects</td> <td>5</td> </tr> <tr> <td>Nobody to take child to session site</td> <td>6</td> </tr> <tr> <td>Not customary</td> <td>7</td> </tr> <tr> <td>Child too young</td> <td>8</td> </tr> <tr> <td>Others</td> <td>9</td> </tr> </tbody> </table>	Item	Code	Child is weak/sick	1	Not aware of the need	2	Place of immunization is not known	3	Session site too far	4	Fear of side effects	5	Nobody to take child to session site	6	Not customary	7	Child too young	8	Others	9	<table border="1"> <thead> <tr> <th>Last birth</th> <th>Previous to last birth</th> </tr> </thead> <tbody> <tr> <td><input type="text"/></td> <td><input type="text"/></td> </tr> </tbody> </table>	Last birth	Previous to last birth	<input type="text"/>	<input type="text"/>
Item	Code																									
Child is weak/sick	1																									
Not aware of the need	2																									
Place of immunization is not known	3																									
Session site too far	4																									
Fear of side effects	5																									
Nobody to take child to session site	6																									
Not customary	7																									
Child too young	8																									
Others	9																									
Last birth	Previous to last birth																									
<input type="text"/>	<input type="text"/>																									
Q.9(57)	<p>Number of Vitamin A doses received by your baby during last six months? (If not received, record '0')</p>	<table border="1"> <thead> <tr> <th>No. of Vitamin A doses</th> <th>Last birth</th> <th>Previous to last birth</th> </tr> </thead> <tbody> <tr> <td></td> <td><input type="text"/></td> <td><input type="text"/></td> </tr> </tbody> </table>	No. of Vitamin A doses	Last birth	Previous to last birth		<input type="text"/>	<input type="text"/>																		
No. of Vitamin A doses	Last birth	Previous to last birth																								
	<input type="text"/>	<input type="text"/>																								
Q.9 (58)	<p>Was IFA tablet/syrup administered to your baby, in the last 3 months? (To be asked for babies older than 6 months)</p> <table border="1"> <thead> <tr> <th colspan="2">Item</th> <th>Code</th> </tr> </thead> <tbody> <tr> <td rowspan="2">Yes</td> <td>Tablets</td> <td>1</td> </tr> <tr> <td>Syrup</td> <td>2</td> </tr> <tr> <td colspan="2">No</td> <td>3</td> </tr> </tbody> </table>	Item		Code	Yes	Tablets	1	Syrup	2	No		3	<table border="1"> <thead> <tr> <th>Last birth</th> <th>Previous to last birth</th> </tr> </thead> <tbody> <tr> <td><input type="text"/></td> <td><input type="text"/></td> </tr> </tbody> </table>	Last birth	Previous to last birth	<input type="text"/>	<input type="text"/>									
Item		Code																								
Yes	Tablets	1																								
	Syrup	2																								
No		3																								
Last birth	Previous to last birth																									
<input type="text"/>	<input type="text"/>																									
Q.9 (59)	<p>If Code '1' or '2' in Q.9 (58), then for how many days was it given in the last 3 months?</p>	<table border="1"> <thead> <tr> <th>No. of Days</th> <th>Last birth</th> <th>Previous to last birth</th> </tr> </thead> <tbody> <tr> <td></td> <td><input type="text"/><input type="text"/></td> <td><input type="text"/><input type="text"/></td> </tr> </tbody> </table>	No. of Days	Last birth	Previous to last birth		<input type="text"/> <input type="text"/>	<input type="text"/> <input type="text"/>																		
No. of Days	Last birth	Previous to last birth																								
	<input type="text"/> <input type="text"/>	<input type="text"/> <input type="text"/>																								
CHILD HEALTH																										
Q.9 (60)	<p>Did the baby suffer from Acute Respiratory Infection (ARI) during last 15 days?</p> <table border="1"> <thead> <tr> <th>Item</th> <th>Code</th> </tr> </thead> <tbody> <tr> <td>Yes</td> <td>1</td> </tr> <tr> <td>No</td> <td>2</td> </tr> </tbody> </table>	Item	Code	Yes	1	No	2	<table border="1"> <thead> <tr> <th>Last birth</th> <th>Previous to last birth</th> </tr> </thead> <tbody> <tr> <td><input type="text"/></td> <td><input type="text"/></td> </tr> </tbody> </table>	Last birth	Previous to last birth	<input type="text"/>	<input type="text"/>														
Item	Code																									
Yes	1																									
No	2																									
Last birth	Previous to last birth																									
<input type="text"/>	<input type="text"/>																									
Q.9 (61)	<p>If Code '1' in Q.9 (60), was the baby given any treatment?</p> <table border="1"> <thead> <tr> <th>Item</th> <th>Code</th> </tr> </thead> <tbody> <tr> <td>Antibiotic</td> <td>1</td> </tr> <tr> <td>Other treatment</td> <td>2</td> </tr> <tr> <td>No treatment</td> <td>3</td> </tr> </tbody> </table>	Item	Code	Antibiotic	1	Other treatment	2	No treatment	3	<table border="1"> <thead> <tr> <th>Last birth</th> <th>Previous to last birth</th> </tr> </thead> <tbody> <tr> <td><input type="text"/></td> <td><input type="text"/></td> </tr> </tbody> </table>	Last birth	Previous to last birth	<input type="text"/>	<input type="text"/>												
Item	Code																									
Antibiotic	1																									
Other treatment	2																									
No treatment	3																									
Last birth	Previous to last birth																									
<input type="text"/>	<input type="text"/>																									

Q.9(62)	<p><b>Did the baby suffer from fever during last 15 days?</b></p> <table border="1"> <thead> <tr> <th>Item</th> <th>Code</th> </tr> </thead> <tbody> <tr> <td>Yes</td> <td>1</td> </tr> <tr> <td>No</td> <td>2</td> </tr> </tbody> </table>	Item	Code	Yes	1	No	2	<table border="1"> <thead> <tr> <th>Last birth</th> <th>Previous to last birth</th> </tr> </thead> <tbody> <tr> <td><input type="text"/></td> <td><input type="text"/></td> </tr> </tbody> </table>		Last birth	Previous to last birth	<input type="text"/>	<input type="text"/>								
Item	Code																				
Yes	1																				
No	2																				
Last birth	Previous to last birth																				
<input type="text"/>	<input type="text"/>																				
Q.9 (63)	<p><b>If Code '1' in Q.9 (62), was the baby given any treatment?</b></p> <table border="1"> <thead> <tr> <th>Item</th> <th>Code</th> </tr> </thead> <tbody> <tr> <td>Yes</td> <td>1</td> </tr> <tr> <td>No</td> <td>2</td> </tr> </tbody> </table>	Item	Code	Yes	1	No	2	<table border="1"> <thead> <tr> <th>Last birth</th> <th>Previous to last birth</th> </tr> </thead> <tbody> <tr> <td><input type="text"/></td> <td><input type="text"/></td> </tr> </tbody> </table>		Last birth	Previous to last birth	<input type="text"/>	<input type="text"/>								
Item	Code																				
Yes	1																				
No	2																				
Last birth	Previous to last birth																				
<input type="text"/>	<input type="text"/>																				
Q.9 (64)	<p><b>Did the baby suffer from diarrhoea during last 15 days?</b></p> <table border="1"> <thead> <tr> <th>Item</th> <th>Code</th> </tr> </thead> <tbody> <tr> <td>Yes</td> <td>1</td> </tr> <tr> <td>No</td> <td>2</td> </tr> </tbody> </table>	Item	Code	Yes	1	No	2	<table border="1"> <thead> <tr> <th>Last birth</th> <th>Previous to last birth</th> </tr> </thead> <tbody> <tr> <td><input type="text"/></td> <td><input type="text"/></td> </tr> </tbody> </table>		Last birth	Previous to last birth	<input type="text"/>	<input type="text"/>								
Item	Code																				
Yes	1																				
No	2																				
Last birth	Previous to last birth																				
<input type="text"/>	<input type="text"/>																				
Q.9 (65)	<p><b>If Code '1' in Q.9 (64), did you administer HAF/ ORT/ ORS and Zinc to the baby?</b></p> <table border="1"> <thead> <tr> <th>Item</th> <th>Code</th> </tr> </thead> <tbody> <tr> <td>Yes</td> <td>1</td> </tr> <tr> <td>No</td> <td>2</td> </tr> </tbody> </table>	Item	Code	Yes	1	No	2	<table border="1"> <thead> <tr> <th></th> <th>Last birth</th> <th>Previous to last birth</th> </tr> </thead> <tbody> <tr> <td>HAF</td> <td><input type="text"/></td> <td><input type="text"/></td> </tr> <tr> <td>ORT/ORS</td> <td><input type="text"/></td> <td><input type="text"/></td> </tr> <tr> <td>ORT/ORS &amp; Zinc</td> <td><input type="text"/></td> <td><input type="text"/></td> </tr> </tbody> </table>			Last birth	Previous to last birth	HAF	<input type="text"/>	<input type="text"/>	ORT/ORS	<input type="text"/>	<input type="text"/>	ORT/ORS & Zinc	<input type="text"/>	<input type="text"/>
Item	Code																				
Yes	1																				
No	2																				
	Last birth	Previous to last birth																			
HAF	<input type="text"/>	<input type="text"/>																			
ORT/ORS	<input type="text"/>	<input type="text"/>																			
ORT/ORS & Zinc	<input type="text"/>	<input type="text"/>																			
Q.9 (66)	<p><b>Have you availed Anganwadi services during the pregnancy and/or lactation associated with each birth?</b></p> <table border="1"> <thead> <tr> <th>Item</th> <th>Code</th> </tr> </thead> <tbody> <tr> <td>Yes</td> <td>1</td> </tr> <tr> <td>No</td> <td>2</td> </tr> </tbody> </table>	Item	Code	Yes	1	No	2	<table border="1"> <thead> <tr> <th></th> <th>Last birth</th> <th>Previous to last birth</th> </tr> </thead> <tbody> <tr> <td>During Pregnancy</td> <td><input type="text"/></td> <td><input type="text"/></td> </tr> <tr> <td>During Lactation</td> <td><input type="text"/></td> <td><input type="text"/></td> </tr> </tbody> </table>			Last birth	Previous to last birth	During Pregnancy	<input type="text"/>	<input type="text"/>	During Lactation	<input type="text"/>	<input type="text"/>			
Item	Code																				
Yes	1																				
No	2																				
	Last birth	Previous to last birth																			
During Pregnancy	<input type="text"/>	<input type="text"/>																			
During Lactation	<input type="text"/>	<input type="text"/>																			
<b>REGISTRATION OF BIRTH</b>																					
Q.9 (67)	<p><b>Is the birth of your baby registered ?</b></p> <table border="1"> <thead> <tr> <th>Item</th> <th>Code</th> </tr> </thead> <tbody> <tr> <td>Yes</td> <td>1</td> </tr> <tr> <td>No</td> <td>2</td> </tr> <tr> <td>Don't know</td> <td>3</td> </tr> </tbody> </table>	Item	Code	Yes	1	No	2	Don't know	3	<table border="1"> <thead> <tr> <th>Last birth</th> <th>Previous to last birth</th> </tr> </thead> <tbody> <tr> <td><input type="text"/></td> <td><input type="text"/></td> </tr> </tbody> </table>		Last birth	Previous to last birth	<input type="text"/>	<input type="text"/>						
Item	Code																				
Yes	1																				
No	2																				
Don't know	3																				
Last birth	Previous to last birth																				
<input type="text"/>	<input type="text"/>																				
Q.9 (68)	<p><b>If Code '1' in Q.9 (67), did you receive Birth Certificate for your baby ?</b></p> <table border="1"> <thead> <tr> <th>Item</th> <th>Code</th> </tr> </thead> <tbody> <tr> <td>Yes</td> <td>1</td> </tr> <tr> <td>No</td> <td>2</td> </tr> </tbody> </table>	Item	Code	Yes	1	No	2	<table border="1"> <thead> <tr> <th>Last birth</th> <th>Previous to last birth</th> </tr> </thead> <tbody> <tr> <td><input type="text"/></td> <td><input type="text"/></td> </tr> </tbody> </table>		Last birth	Previous to last birth	<input type="text"/>	<input type="text"/>								
Item	Code																				
Yes	1																				
No	2																				
Last birth	Previous to last birth																				
<input type="text"/>	<input type="text"/>																				

Section II – Currently Married Woman (Aged 15-49 years)																			
Q.1	<p>Which of the family planning method (s) are you aware of?</p> <p>(Read out all the family planning methods)</p> <p>[For Married but, Gauna not performed go to Q.21 directly after recording response of Q.1]</p>	Codes	Family Planning Methods	Awareness (Yes - 1, No - 2)															
			Modern																
		01	Tubectomy	<input type="text"/>															
		02	Vasectomy	<input type="text"/>															
		03	Copper-T / IUD	<input type="text"/>															
		04	Pills (Daily)	<input type="text"/>															
		05	Pills (Weekly)	<input type="text"/>															
		06	Emergency Contraceptive Pill	<input type="text"/>															
		07	Condom / Nirodh	<input type="text"/>															
		08	Injectable Contraceptives	<input type="text"/>															
		09	Other modern method	<input type="text"/>															
			Traditional																
		10	Contraceptive Herbs	<input type="text"/>															
		11	Rhythm / Periodic Abstinence	<input type="text"/>															
		12	Withdrawal	<input type="text"/>															
13	Lactational Amenorrhoea Method (LAM)	<input type="text"/>																	
14	Other traditional method	<input type="text"/>																	
Q.2	Are you currently pregnant?	<p>Yes-1, No-2, Not sure-3 <input type="text"/></p> <p>If Code '1', record no. of completed months of pregnancy. <input type="text"/></p>		<p>If Code '2' or '3', go to Q.6</p>															
Q.3	Are you registered for ANC? (Ensure that the woman has not received any ANC, before recording Code '2')	<p>Yes-1, No-2 <input type="text"/></p>			<p>If Code '2' go to Q.5</p>														
Q.4	How many months pregnant were you at the time of first ANC?	<p>Number of completed months <input type="text"/></p>																	
Q.5	When you became pregnant this time, did you want to become pregnant now, did you want to wait until later, or did you not want to have any (more) children at all? (After recording the response, go to Q.13)	<table border="1"> <tr> <td>Now</td> <td>1</td> </tr> <tr> <td rowspan="2">Later</td> <td>Within 2 years</td> <td>2</td> </tr> <tr> <td>2 years or more</td> <td>3</td> </tr> <tr> <td>Did not want any (more) children at all</td> <td>4</td> </tr> <tr> <td colspan="2">CODE <input type="text"/></td> </tr> </table>		Now	1	Later	Within 2 years	2	2 years or more	3	Did not want any (more) children at all	4	CODE <input type="text"/>		<p>Go to Q.13</p>				
Now	1																		
Later	Within 2 years	2																	
	2 years or more	3																	
Did not want any (more) children at all	4																		
CODE <input type="text"/>																			
Q.6	Are you currently menstruating?	<table border="1"> <tr> <td>Yes</td> <td>1</td> </tr> <tr> <td rowspan="5">No</td> <td>Lactational Amenorrhoea</td> <td>2</td> </tr> <tr> <td>Secondary Amenorrhoea</td> <td>3</td> </tr> <tr> <td>In Menopause</td> <td>4</td> </tr> <tr> <td>Uterus Removed</td> <td>5</td> </tr> <tr> <td>Never Menstruated</td> <td>6</td> </tr> <tr> <td colspan="2">CODE <input type="text"/></td> </tr> </table>		Yes	1	No	Lactational Amenorrhoea	2	Secondary Amenorrhoea	3	In Menopause	4	Uterus Removed	5	Never Menstruated	6	CODE <input type="text"/>		<p>Go to Q.7</p> <p>Go to Q.13</p> <p>Go to Q.21</p>
Yes	1																		
No	Lactational Amenorrhoea	2																	
	Secondary Amenorrhoea	3																	
	In Menopause	4																	
	Uterus Removed	5																	
	Never Menstruated	6																	
CODE <input type="text"/>																			

Q.7	<p>When you became mother last time, did you want this child then, did you want to wait until later or did you not want to have any (more) children at all?</p> <p>(Applicable for those who have given atleast one live birth)</p>	<table border="1"> <tr> <td>Then</td><td></td><td>1</td></tr> <tr> <td rowspan="2">Later</td><td>Within 2 years</td><td>2</td></tr> <tr> <td>2 years or more</td><td>3</td></tr> <tr> <td colspan="2">Did not want any (more) children at all</td><td>4</td></tr> <tr> <td colspan="2">CODE</td><td><input type="text"/></td></tr> </table>	Then		1	Later	Within 2 years	2	2 years or more	3	Did not want any (more) children at all		4	CODE		<input type="text"/>																																															
Then		1																																																													
Later	Within 2 years	2																																																													
	2 years or more	3																																																													
Did not want any (more) children at all		4																																																													
CODE		<input type="text"/>																																																													
Q.8	Is your husband living with you?	<table border="1"> <tr> <td>Yes-1, No-2</td><td><input type="text"/></td></tr> </table>	Yes-1, No-2	<input type="text"/>	If Code '2', go to Q.13																																																										
Yes-1, No-2	<input type="text"/>																																																														
Q.9	<p>(i) Are you or your husband currently using any method(s) of family planning?</p> <p>(ii) If Code '1' in Q.9 (i), specify the most used method</p> <p>(iii) If Code '01' or '02' in Q.9 (ii), where did you or your husband got the operation done?</p> <p>(iv) Did you/your husband receive the compensation after sterilization?</p> <p>(v) If Yes, when did you/your husband receive compensation for sterilization?</p> <p>(vi) How much compensation did you/your husband receive?</p>	<table border="1"> <tr> <td>Yes-1, No-2</td><td><input type="text"/></td></tr> <tr> <td colspan="2">(Use Codes from Q.1)</td><td><input type="text"/></td></tr> <tr> <td colspan="3"><b>GOVERNMENT</b></td></tr> <tr> <td colspan="2">Govt. / Municipal hospital</td><td>1</td></tr> <tr> <td colspan="2">Govt. Dispensary</td><td>2</td></tr> <tr> <td colspan="2">UHC / UHP / UFWC</td><td>3</td></tr> <tr> <td colspan="2">CHC</td><td>4</td></tr> <tr> <td colspan="2">PHC</td><td>5</td></tr> <tr> <td colspan="2">Camp</td><td>6</td></tr> <tr> <td colspan="3"><b>PRIVATE</b></td></tr> <tr> <td colspan="2">Hospital</td><td>7</td></tr> <tr> <td colspan="2">Dispensary / Clinic</td><td>8</td></tr> <tr> <td colspan="2">Others</td><td>9</td></tr> <tr> <td colspan="2">CODE</td><td><input type="text"/></td></tr> <tr> <td colspan="3">Yes-1, No-2</td><td><input type="text"/></td></tr> <tr> <td colspan="2">Before /At the time of discharge</td><td>1</td></tr> <tr> <td colspan="2">At the time of first follow up</td><td>2</td></tr> <tr> <td colspan="2">After several visit</td><td>3</td></tr> <tr> <td colspan="2">CODE</td><td><input type="text"/></td></tr> <tr> <td colspan="2">Amount (In Rs.)</td><td><input type="text"/></td></tr> </table>	Yes-1, No-2	<input type="text"/>	(Use Codes from Q.1)		<input type="text"/>	<b>GOVERNMENT</b>			Govt. / Municipal hospital		1	Govt. Dispensary		2	UHC / UHP / UFWC		3	CHC		4	PHC		5	Camp		6	<b>PRIVATE</b>			Hospital		7	Dispensary / Clinic		8	Others		9	CODE		<input type="text"/>	Yes-1, No-2			<input type="text"/>	Before /At the time of discharge		1	At the time of first follow up		2	After several visit		3	CODE		<input type="text"/>	Amount (In Rs.)		<input type="text"/>	<p>If Code '2', go to Q.12</p> <p>If Code '03-14', go to Q.10</p> <p>If Code '2', go to Q.20</p> <p>Go to Q.20</p>
Yes-1, No-2	<input type="text"/>																																																														
(Use Codes from Q.1)		<input type="text"/>																																																													
<b>GOVERNMENT</b>																																																															
Govt. / Municipal hospital		1																																																													
Govt. Dispensary		2																																																													
UHC / UHP / UFWC		3																																																													
CHC		4																																																													
PHC		5																																																													
Camp		6																																																													
<b>PRIVATE</b>																																																															
Hospital		7																																																													
Dispensary / Clinic		8																																																													
Others		9																																																													
CODE		<input type="text"/>																																																													
Yes-1, No-2			<input type="text"/>																																																												
Before /At the time of discharge		1																																																													
At the time of first follow up		2																																																													
After several visit		3																																																													
CODE		<input type="text"/>																																																													
Amount (In Rs.)		<input type="text"/>																																																													
Q.10	<p>(i) How long have you or your husband been using this method continuously?</p> <p>(ii) Have you/your husband had any health problems after you/your husband started using this method?</p>	<table border="1"> <tr> <td>Less than 6 months</td><td>1</td></tr> <tr> <td>6 months to &lt; 1 year</td><td>2</td></tr> <tr> <td>1 year to &lt; 2 years</td><td>3</td></tr> <tr> <td>2 years or more</td><td>4</td></tr> <tr> <td>Not remember</td><td>5</td></tr> <tr> <td colspan="2">CODE</td><td><input type="text"/></td></tr> <tr> <td colspan="2">Yes-1, No-2</td><td><input type="text"/></td></tr> </table>	Less than 6 months	1	6 months to < 1 year	2	1 year to < 2 years	3	2 years or more	4	Not remember	5	CODE		<input type="text"/>	Yes-1, No-2		<input type="text"/>																																													
Less than 6 months	1																																																														
6 months to < 1 year	2																																																														
1 year to < 2 years	3																																																														
2 years or more	4																																																														
Not remember	5																																																														
CODE		<input type="text"/>																																																													
Yes-1, No-2		<input type="text"/>																																																													



Q.11	<p>From where did you obtain this method last time?</p> <p>[Not applicable for Code '11' or '12' or '13' if recorded in Q.9 (ii)]</p> <p>(After recording the response, go to Q.17)</p>	<table border="1"> <tr> <td colspan="2"><b>PUBLIC MEDICAL SECTOR</b></td> </tr> <tr> <td>Govt. / Municipal hospital</td> <td>01</td> </tr> <tr> <td>Govt. Dispensary</td> <td>02</td> </tr> <tr> <td>UHC / UHP / UFWC</td> <td>03</td> </tr> <tr> <td>CHC</td> <td>04</td> </tr> <tr> <td>PHC</td> <td>05</td> </tr> <tr> <td>Sub centre</td> <td>06</td> </tr> <tr> <td>Govt. AYUSH hospital /clinic</td> <td>07</td> </tr> <tr> <td>Govt. Mobile clinic</td> <td>08</td> </tr> <tr> <td>Camp</td> <td>09</td> </tr> <tr> <td>Anganwadi / ICDS Centre</td> <td>10</td> </tr> <tr> <td>ASHA/ANM</td> <td>11</td> </tr> <tr> <td>Other community based worker</td> <td>12</td> </tr> <tr> <td>Other public sector health facility</td> <td>13</td> </tr> <tr> <td colspan="2"><b>PRIVATE MEDICAL SECTOR</b></td> </tr> <tr> <td>Pvt. Hospital / clinic</td> <td>14</td> </tr> <tr> <td>Pvt. AYUSH Hospital / clinic</td> <td>15</td> </tr> <tr> <td colspan="2"><b>ANY OTHER SOURCE</b></td> </tr> <tr> <td>Pharmacy / Shop</td> <td>16</td> </tr> <tr> <td>Husband</td> <td>17</td> </tr> <tr> <td>Friends / Relatives</td> <td>18</td> </tr> <tr> <td>Vending machine</td> <td>19</td> </tr> <tr> <td>Others</td> <td>20</td> </tr> <tr> <td><b>CODE</b></td> <td><input type="text"/></td> </tr> </table>	<b>PUBLIC MEDICAL SECTOR</b>		Govt. / Municipal hospital	01	Govt. Dispensary	02	UHC / UHP / UFWC	03	CHC	04	PHC	05	Sub centre	06	Govt. AYUSH hospital /clinic	07	Govt. Mobile clinic	08	Camp	09	Anganwadi / ICDS Centre	10	ASHA/ANM	11	Other community based worker	12	Other public sector health facility	13	<b>PRIVATE MEDICAL SECTOR</b>		Pvt. Hospital / clinic	14	Pvt. AYUSH Hospital / clinic	15	<b>ANY OTHER SOURCE</b>		Pharmacy / Shop	16	Husband	17	Friends / Relatives	18	Vending machine	19	Others	20	<b>CODE</b>	<input type="text"/>	Go to Q.17
<b>PUBLIC MEDICAL SECTOR</b>																																																			
Govt. / Municipal hospital	01																																																		
Govt. Dispensary	02																																																		
UHC / UHP / UFWC	03																																																		
CHC	04																																																		
PHC	05																																																		
Sub centre	06																																																		
Govt. AYUSH hospital /clinic	07																																																		
Govt. Mobile clinic	08																																																		
Camp	09																																																		
Anganwadi / ICDS Centre	10																																																		
ASHA/ANM	11																																																		
Other community based worker	12																																																		
Other public sector health facility	13																																																		
<b>PRIVATE MEDICAL SECTOR</b>																																																			
Pvt. Hospital / clinic	14																																																		
Pvt. AYUSH Hospital / clinic	15																																																		
<b>ANY OTHER SOURCE</b>																																																			
Pharmacy / Shop	16																																																		
Husband	17																																																		
Friends / Relatives	18																																																		
Vending machine	19																																																		
Others	20																																																		
<b>CODE</b>	<input type="text"/>																																																		
Q.12	<p>What is the main reason for currently not using any method of family planning?</p>	<table border="1"> <tr> <td>Wanted child now / soon</td> <td>01</td> </tr> <tr> <td>Lack of knowledge about family planning</td> <td>02</td> </tr> <tr> <td>Against the religion</td> <td>03</td> </tr> <tr> <td>Opposed to family planning</td> <td>04</td> </tr> <tr> <td>Husband opposed</td> <td>05</td> </tr> <tr> <td>Other family members opposed</td> <td>06</td> </tr> <tr> <td>Not liking existing methods</td> <td>07</td> </tr> <tr> <td>Afraid of sterilization/operation</td> <td>08</td> </tr> <tr> <td>Cannot work after sterilization/operation</td> <td>09</td> </tr> <tr> <td>Worry about side effects</td> <td>10</td> </tr> <tr> <td>Costs too much</td> <td>11</td> </tr> <tr> <td>Health does not permit</td> <td>12</td> </tr> <tr> <td>Difficult / inconvenient to get method</td> <td>13</td> </tr> <tr> <td>Inconvenient to use method</td> <td>14</td> </tr> <tr> <td>Lack of access / Too far</td> <td>15</td> </tr> <tr> <td>Infertility</td> <td>16</td> </tr> <tr> <td>Others</td> <td>17</td> </tr> <tr> <td><b>CODE</b></td> <td><input type="text"/></td> </tr> </table>	Wanted child now / soon	01	Lack of knowledge about family planning	02	Against the religion	03	Opposed to family planning	04	Husband opposed	05	Other family members opposed	06	Not liking existing methods	07	Afraid of sterilization/operation	08	Cannot work after sterilization/operation	09	Worry about side effects	10	Costs too much	11	Health does not permit	12	Difficult / inconvenient to get method	13	Inconvenient to use method	14	Lack of access / Too far	15	Infertility	16	Others	17	<b>CODE</b>	<input type="text"/>													
Wanted child now / soon	01																																																		
Lack of knowledge about family planning	02																																																		
Against the religion	03																																																		
Opposed to family planning	04																																																		
Husband opposed	05																																																		
Other family members opposed	06																																																		
Not liking existing methods	07																																																		
Afraid of sterilization/operation	08																																																		
Cannot work after sterilization/operation	09																																																		
Worry about side effects	10																																																		
Costs too much	11																																																		
Health does not permit	12																																																		
Difficult / inconvenient to get method	13																																																		
Inconvenient to use method	14																																																		
Lack of access / Too far	15																																																		
Infertility	16																																																		
Others	17																																																		
<b>CODE</b>	<input type="text"/>																																																		
Q.13*	<p>(i) Have you /your husband used any method in the past and discontinued?</p> <p>(ii) If Code '1' in Q.13 (i), specify the most used method?</p>	<table border="1"> <tr> <td>Yes-1, No-2</td> <td><input type="text"/></td> </tr> <tr> <td>(Use Codes from Q.1)</td> <td><input type="text"/></td> </tr> </table>	Yes-1, No-2	<input type="text"/>	(Use Codes from Q.1)	<input type="text"/>	<p>If Code '2', go to Q.15</p> <p>If Code '01' or '02', go to Q.21</p>																																												
Yes-1, No-2	<input type="text"/>																																																		
(Use Codes from Q.1)	<input type="text"/>																																																		

Q.14*	What was the main reason for discontinuing the use of the method in the past?  <u>* For Code '4' or '5' in Q.6, skip and go to Q.21 after recording the response(s) in Q.13/Q.14</u>	<table border="1"> <tr><td>Wanted child</td><td>01</td></tr> <tr><td>Method failed/became pregnant</td><td>02</td></tr> <tr><td>Supply not available</td><td>03</td></tr> <tr><td>Difficult/inconvenient to get method</td><td>04</td></tr> <tr><td>Weakness/inability to work</td><td>05</td></tr> <tr><td>Body ache/back ache</td><td>06</td></tr> <tr><td>Cramps</td><td>07</td></tr> <tr><td>Weight gain</td><td>08</td></tr> <tr><td>Dizziness</td><td>09</td></tr> <tr><td>Nausea/Vomiting</td><td>10</td></tr> <tr><td>Breast tenderness</td><td>11</td></tr> <tr><td>Irregular periods</td><td>12</td></tr> <tr><td>Excessive bleeding</td><td>13</td></tr> <tr><td>Spotting</td><td>14</td></tr> <tr><td>White discharge</td><td>15</td></tr> <tr><td>Lack of pleasure</td><td>16</td></tr> <tr><td>Method was inconvenient</td><td>17</td></tr> <tr><td>Others</td><td>18</td></tr> <tr> <td>CODE</td> <td><input type="text"/></td> </tr> </table>	Wanted child	01	Method failed/became pregnant	02	Supply not available	03	Difficult/inconvenient to get method	04	Weakness/inability to work	05	Body ache/back ache	06	Cramps	07	Weight gain	08	Dizziness	09	Nausea/Vomiting	10	Breast tenderness	11	Irregular periods	12	Excessive bleeding	13	Spotting	14	White discharge	15	Lack of pleasure	16	Method was inconvenient	17	Others	18	CODE	<input type="text"/>	
Wanted child	01																																								
Method failed/became pregnant	02																																								
Supply not available	03																																								
Difficult/inconvenient to get method	04																																								
Weakness/inability to work	05																																								
Body ache/back ache	06																																								
Cramps	07																																								
Weight gain	08																																								
Dizziness	09																																								
Nausea/Vomiting	10																																								
Breast tenderness	11																																								
Irregular periods	12																																								
Excessive bleeding	13																																								
Spotting	14																																								
White discharge	15																																								
Lack of pleasure	16																																								
Method was inconvenient	17																																								
Others	18																																								
CODE	<input type="text"/>																																								
Q.15	Do you intend to use any method of family planning, any time in the future?	Yes-1, No-2 <input type="text"/>	If Code '2', go to Q.17																																						
Q.16	If Code '1' in Q.15, then  (i) When do you want to use?  (ii) Which method would you prefer to use?	<table border="1"> <tr><td>Within 6 months</td><td>1</td></tr> <tr><td>6 months to &lt; 1 year</td><td>2</td></tr> <tr><td>1 year to &lt; 2 years</td><td>3</td></tr> <tr><td>2 years or after</td><td>4</td></tr> <tr> <td>CODE</td> <td><input type="text"/></td> </tr> <tr> <td>(Use Codes from Q.1)</td> <td><input type="text"/></td> </tr> </table>	Within 6 months	1	6 months to < 1 year	2	1 year to < 2 years	3	2 years or after	4	CODE	<input type="text"/>	(Use Codes from Q.1)	<input type="text"/>																											
Within 6 months	1																																								
6 months to < 1 year	2																																								
1 year to < 2 years	3																																								
2 years or after	4																																								
CODE	<input type="text"/>																																								
(Use Codes from Q.1)	<input type="text"/>																																								
Q.17	Would you like to have another child?  (For Currently Pregnant Woman, response should pertain to child other than she is expecting now)	<table border="1"> <tr><td>Want more children</td><td>1</td></tr> <tr><td>Want no more children</td><td>2</td></tr> <tr><td>Not decided</td><td>3</td></tr> <tr> <td>CODE</td> <td><input type="text"/></td> </tr> </table>	Want more children	1	Want no more children	2	Not decided	3	CODE	<input type="text"/>	If Code '2', go to Q. 20																														
Want more children	1																																								
Want no more children	2																																								
Not decided	3																																								
CODE	<input type="text"/>																																								
Q.18	What would you prefer as your next child?	<table border="1"> <tr><td>Boy</td><td>1</td></tr> <tr><td>Girl</td><td>2</td></tr> <tr><td>Doesn't matter</td><td>3</td></tr> <tr> <td>CODE</td> <td><input type="text"/></td> </tr> </table>	Boy	1	Girl	2	Doesn't matter	3	CODE	<input type="text"/>																															
Boy	1																																								
Girl	2																																								
Doesn't matter	3																																								
CODE	<input type="text"/>																																								
Q.19	How long would you like to wait to have another child?	<table border="1"> <tr><td>Soon/Now/Less than 1 year</td><td>1</td></tr> <tr><td>1 year to &lt; 2 years</td><td>2</td></tr> <tr><td>2 years to &lt; 3 years</td><td>3</td></tr> <tr><td>3 years or more</td><td>4</td></tr> <tr><td>Not decided</td><td>5</td></tr> <tr> <td>CODE</td> <td><input type="text"/></td> </tr> </table>	Soon/Now/Less than 1 year	1	1 year to < 2 years	2	2 years to < 3 years	3	3 years or more	4	Not decided	5	CODE	<input type="text"/>																											
Soon/Now/Less than 1 year	1																																								
1 year to < 2 years	2																																								
2 years to < 3 years	3																																								
3 years or more	4																																								
Not decided	5																																								
CODE	<input type="text"/>																																								

Q.20	Did an ANM /Health worker visit you during the last three months? (Applicable only for currently pregnant women/lactating mother)	Yes-1, No-2	<input type="text"/>																
Q.21	Have you ever been counselled by Health Functionaries for menstrual hygiene?	Yes-1, No-2	<input type="text"/>																
Q.22	Have you heard of RTI/STI?	Yes-1, No-2	<input type="text"/>																
Q.23	Have you heard of HIV/AIDS?	Yes-1, No-2	<input type="text"/>																
Q.24	Are you aware about the administration of HAF/ORT/ORS and Zinc during diarrhoea?	<table border="1"> <tr> <td>Home Available Fluids (HAF)</td> <td><input type="text"/></td> </tr> <tr> <td>ORT/ORS</td> <td><input type="text"/></td> </tr> <tr> <td>ORT/ORS and Zinc</td> <td><input type="text"/></td> </tr> </table>	Home Available Fluids (HAF)	<input type="text"/>	ORT/ORS	<input type="text"/>	ORT/ORS and Zinc	<input type="text"/>	<table border="1"> <tr> <th>Item</th> <th>Code</th> </tr> <tr> <td>Yes</td> <td>1</td> </tr> <tr> <td>No</td> <td>2</td> </tr> </table>	Item	Code	Yes	1	No	2				
Home Available Fluids (HAF)	<input type="text"/>																		
ORT/ORS	<input type="text"/>																		
ORT/ORS and Zinc	<input type="text"/>																		
Item	Code																		
Yes	1																		
No	2																		
Q.25	Are you aware of the danger signs of Acute Respiratory Infection (ARI)/ Pneumonia?	Yes-1, No-2	<input type="text"/>																
Q.26	Are you aware of the danger signs of new born?	Yes-1, No-2	<input type="text"/>																
Result of Interview		CODE	Name & Signature of the Enumerator																
Completed	1	<input type="text"/>	Name & Signature/Thumb Impression of the Respondent																
Not completed																			
Refused	2																		
Incapacitated	3																		
Partly completed	4																		
Not at Home	5																		
Others (Please specify)	6																		
		Date of Interview	<table border="1"> <tr> <td>D</td><td>D</td><td>M</td><td>M</td><td>Y</td><td>Y</td><td>Y</td><td>Y</td> </tr> <tr> <td><input type="text"/></td><td><input type="text"/></td><td><input type="text"/></td><td><input type="text"/></td><td><input type="text"/></td><td><input type="text"/></td><td><input type="text"/></td><td><input type="text"/></td> </tr> </table>	D	D	M	M	Y	Y	Y	Y	<input type="text"/>	<input type="text"/>	<input type="text"/>	<input type="text"/>	<input type="text"/>	<input type="text"/>	<input type="text"/>	<input type="text"/>
D	D	M	M	Y	Y	Y	Y												
<input type="text"/>	<input type="text"/>	<input type="text"/>	<input type="text"/>	<input type="text"/>	<input type="text"/>	<input type="text"/>	<input type="text"/>												

**Remarks of Enumerator**

<b>Name &amp; Signature with Date:</b>

**Remarks of Supervisor**

<b>Name &amp; Signature with Date:</b>

## MORTALITY SCHEDULE

State	District		Zone	Rural-1, Urban-2	Stratum	Sample Unit

Col. 1 to 3 to be filled for all Households & Col. 4 to 23 for deaths occurred to the usual residents of the sample unit during 01.01.2011 to 31.12.2011 Still births not to be included.

[illegible]

Code for Col. (10)		
Item	Code	
GOVERNMENT		
Sub. Center	01	
PHC	02	
In health facility	03	
Other places	04	
UHC/UHP/UFWC	05	
Dispensary/Clinic	06	
Hospital	07	
AYUSH Hospital/Clinic	08	
PRIVATE		
Dispensary/Clinic	09	
Hospital	10	
AYUSH Hospital/Clinic	11	
NGO or Trust Hosp/Clinic	12	
At Home		
Others	99	
No Medical Attention		
	00	

\* = To be copied from Household Schedule

# = If distance is less than 1 km, record '0'

Code for Col. (11)		
Item	Code	
At home	1	
In-transit	2	
In health facility	3	
Other places	4	

Code for Col. (16)		
Item	Code	
Code for Col. (16)		
Asphyxia	01	
Hypothermia	02	
Infections	03	
Birth Injuries	04	
Convulsions soon after birth	05	
Code for Col. (16)		
Jaundice	06	
Bleeding from umbilicus & elsewhere	07	
Congenital/Birth defects	08	

Code for Col. (18) Contd.		
Item	Code	
Pre-term/Low birth weight baby not thriving	09	
Respiratory infection	10	
Diarrhoea / Dysentery	11	
Fever with rash	12	
Fever with convulsion	13	
Fever with jaundice	14	
Others	15	
Code for Col. (18)		
Neonatal mortality (0-28 days): Codes 01-09 & 15		
Post neonatal mortality (29-365 days): Codes 08-15		

Code for Col. (20)		
Item	Code	
During antenatal period	1	
During delivery	2	
During abortion	3	
Within 42 days of delivery	4	
After 42 days of delivery	5	
Within 42 days of abortion	6	
After 42 days of abortion	7	

Code for Col. (21)		
Item	Code	
Delay in receiving health care at facility	1	
Inadequate care at health facility	2	
Lack of transport in shifting to facility	3	
Lack of funds	4	
Seriousness of the condition not realized	5	
Seriousness of the condition realized but decision not made by family members	6	
Others	7	

Code for Col. (22)		
Item	Code	
Excess bleeding	1	
Sepsis	2	
Pregnancy/Induced Hypertension (PIH)	3	
Prolonged Labour/Obstructed labour	4	
Injury to uterus & other organs	5	
Anaemia	6	
Jaundice	7	
Malaria	8	
Other medical conditions in pregnancy	9	
Other conditions not related to pregnancy	0	

## LIST OF OFFICERS ASSOCIATED WITH THE FACTSHEET

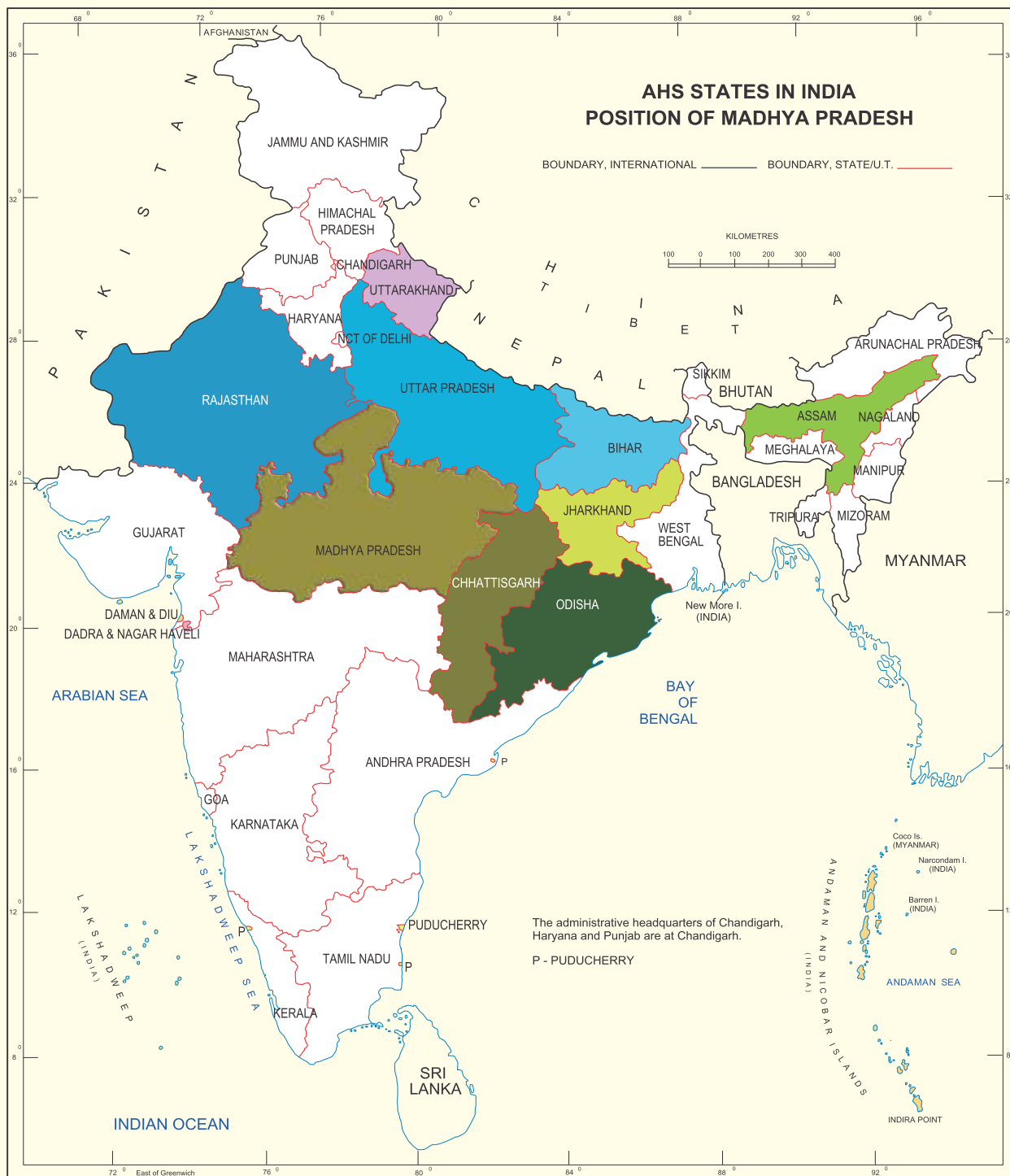
Vital Statistics Division(Annual Health Survey)		
Sl. No.	Name	Designation
1	Dr. Vijay P. Goel	Deputy Director General & Project Director
2	Shri Rohit Bhardwaj	Deputy Registrar General
3	Shri Rajeev Kumar	Senior Research Officer
4	Shri Muhammed Yasir. F	Senior Research Officer
5	Shri Rajesh N. Malvia	Deputy Director
6	Shri Deepak Dhanawat	Research Officer
7	Shri Narendra Singh	Research Officer
8	Shri Harmeet Singh Maddh	Assistant Director
9	Shri Mohan K. Tiwary	Assistant Director
10	Shri Suresh Kumar	Assistant Director
11	Shri Pankaj Shrivastava	Statistical Investigator Gr. I
12	Shri Ravinder Kumar	Statistical Investigator Gr. I
13	Shri Sandeep Goel	Senior Compiler
14	Shri Tufail Ahmad	Compiler
15	Smt. Navita Bhatia	Compiler



## Madhya Pradesh: Coverage along the continuum of care







The responsibility for the correctness of internal details rests with the publisher.

The territorial waters of India extend into the sea to a distance of twelve nautical miles measured from the appropriate base line.

The external boundaries and coastlines of India agree with the Record/Master Copy certified by Survey of India.

The state boundaries between Uttarakhand & Uttar Pradesh, Bihar & Jharkhand and Chhattisgarh & Madhya Pradesh have not been verified by the Governments concerned.

The administrative headquarters of Chandigarh, Haryana and Punjab are at Chandigarh.

The interstate boundaries amongst Arunachal Pradesh, Assam and Meghalaya shown on the map are as interpreted from the North-Eastern Areas (Reorganisation) Act, 1971, but have yet to be verified.

© Government of India Copyright, 2011

Enquiries should be directed to:  
Vital Statistics Division  
Office of the Registrar General & Census Commissioner, India  
Ministry of Home Affairs  
Government of India

Email : [dr-g-srs.rgi@censusindia.gov.in](mailto:dr-g-srs.rgi@censusindia.gov.in)  
Website: [www.censusindia.gov.in](http://www.censusindia.gov.in)