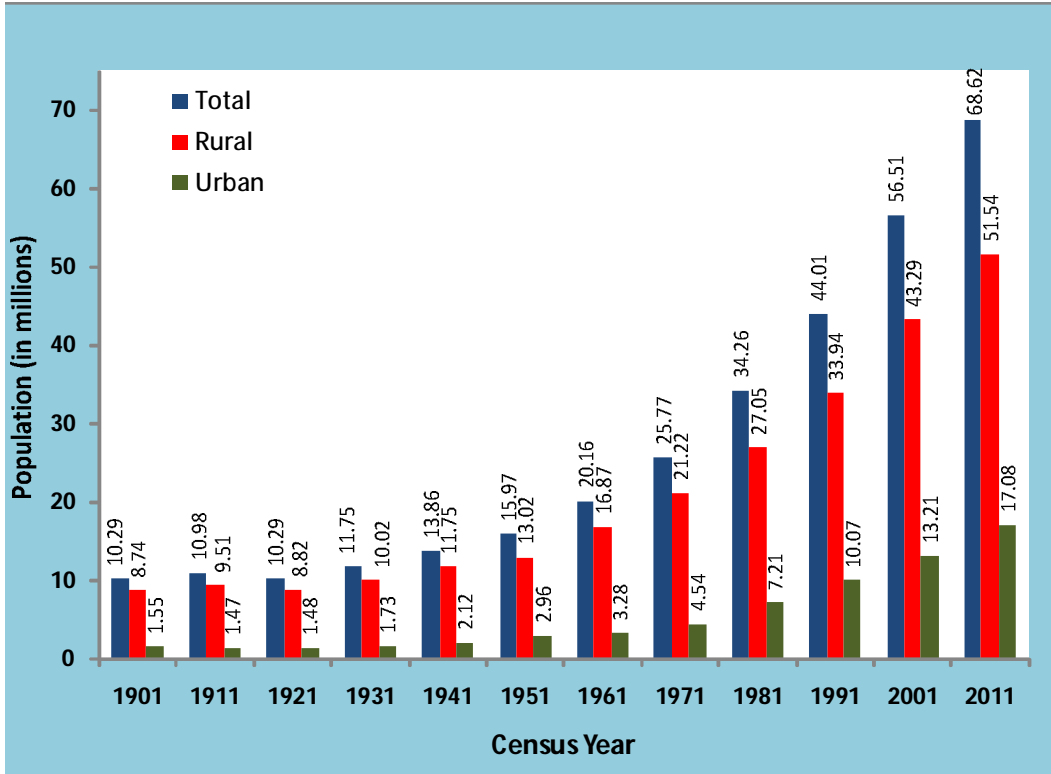


**Census of India 2011**  
**Provisional Population Totals**

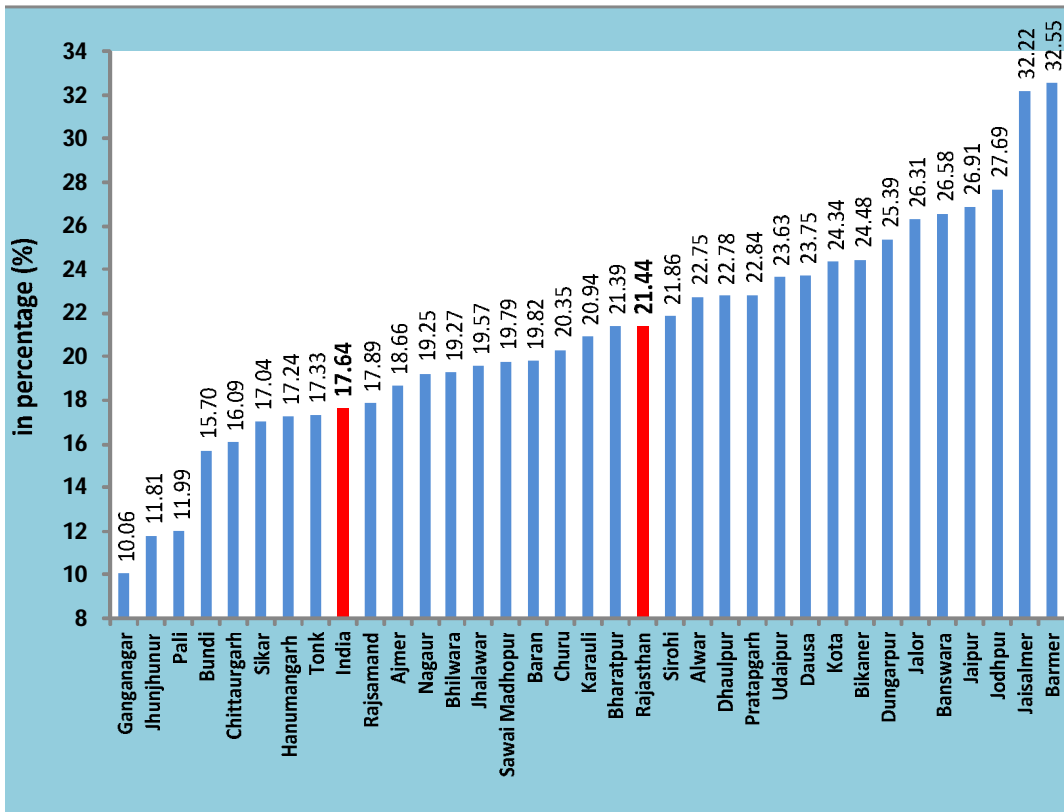
**Population and decadal growth rate by residence - Persons**

| State/<br>District<br>Code | India/Rajasthan/District | Population<br>2011   |                    |                    | Percentage<br>Decadal Growth<br>(Persons)<br>2001-2011 |              |              |
|----------------------------|--------------------------|----------------------|--------------------|--------------------|--|--------------|--------------|
|                            |                          | Total                | Rural              | Urban              | Total  | Rural        | Urban        |
| 1                          | 2                        | 3                    | 4                  | 5                  | 6  | 7            | 8            |
|                            | <b>India</b>             | <b>1,210,193,422</b> | <b>833,087,662</b> | <b>377,105,760</b> | <b>17.64</b>   | <b>12.18</b> | <b>31.80</b> |
| <b>08</b>                  | <b>Rajasthan</b>         | <b>68,621,012</b>    | <b>51,540,236</b>  | <b>17,080,776</b>  | <b>21.44</b>   | <b>19.05</b> | <b>29.26</b> |
| 01                         | Ganganagar               | 1,969,520            | 1,433,858          | 535,662            | 10.06  | 7.32         | 18.15        |
| 02                         | Hanumangarh              | 1,779,650            | 1,428,884          | 350,766            | 17.24  | 17.66        | 15.56        |
| 03                         | Bikaner                  | 2,367,745            | 1,564,009          | 803,736            | 24.48  | 23.93        | 25.57        |
| 04                         | Churu                    | 2,041,172            | 1,464,691          | 576,481            | 20.35  | 21.56        | 17.37        |
| 05                         | Jhunjhunun               | 2,139,658            | 1,649,538          | 490,120            | 11.81  | 8.62         | 24.04        |
| 06                         | Alwar                    | 3,671,999            | 3,017,711          | 654,288            | 22.75  | 18.04        | 50.43        |
| 07                         | Bharatpur                | 2,549,121            | 2,054,400          | 494,721            | 21.39  | 21.49        | 20.97        |
| 08                         | Dhaulpur                 | 1,207,293            | 959,673            | 247,620            | 22.78  | 18.97        | 40.20        |
| 09                         | Karauli                  | 1,458,459            | 1,239,798          | 218,661            | 20.94  | 19.91        | 27.17        |
| 10                         | Sawai Madhopur           | 1,338,114            | 1,071,780          | 266,334            | 19.79  | 18.51        | 25.25        |
| 11                         | Dausa                    | 1,637,226            | 1,434,533          | 202,693            | 23.75  | 20.83        | 49.24        |
| 12                         | Jaipur                   | 6,663,971            | 3,164,767          | 3,499,204          | 26.91  | 19.02        | 35.00        |
| 13                         | Sikar                    | 2,677,737            | 2,044,437          | 633,300            | 17.04  | 12.63        | 34.02        |
| 14                         | Nagaur                   | 3,309,234            | 2,674,804          | 634,430            | 19.25  | 16.41        | 32.91        |
| 15                         | Jodhpur                  | 3,685,681            | 2,421,621          | 1,264,060          | 27.69  | 26.82        | 29.37        |
| 16                         | Jaisalmer                | 672,008              | 582,798            | 89,210             | 32.22  | 34.95        | 16.78        |
| 17                         | Barmer                   | 2,604,453            | 2,422,037          | 182,416            | 32.55  | 33.12        | 25.45        |
| 18                         | Jalor                    | 1,830,151            | 1,678,248          | 151,903            | 26.31  | 25.34        | 38.10        |
| 19                         | Sirohi                   | 1,037,185            | 828,375            | 208,810            | 21.86  | 18.30        | 38.39        |
| 20                         | Pali                     | 2,038,533            | 1,578,682          | 459,851            | 11.99  | 10.45        | 17.64        |
| 21                         | Ajmer                    | 2,584,913            | 1,548,574          | 1,036,339          | 18.66  | 18.78        | 18.48        |
| 22                         | Tonk                     | 1,421,711            | 1,103,868          | 317,843            | 17.33  | 15.17        | 25.55        |
| 23                         | Bundi                    | 1,113,725            | 891,623            | 222,102            | 15.70  | 13.86        | 23.69        |
| 24                         | Bhilwara                 | 2,410,459            | 1,897,292          | 513,167            | 19.27  | 18.13        | 23.70        |
| 25                         | Rajsamand                | 1,158,283            | 973,822            | 184,461            | 17.89  | 14.06        | 43.30        |
| 26                         | Dungarpur                | 1,388,906            | 1,300,129          | 88,777             | 25.39  | 26.62        | 9.80         |
| 27                         | Banswara                 | 1,798,194            | 1,670,368          | 127,826            | 26.58  | 27.19        | 19.06        |
| 28                         | Chittaurgarh             | 1,544,392            | 1,259,090          | 285,302            | 16.09  | 15.18        | 20.26        |
| 29                         | Kota                     | 1,950,491            | 774,286            | 1,176,205          | 24.34  | 6.05         | 40.26        |
| 30                         | Baran                    | 1,223,921            | 969,490            | 254,431            | 19.82  | 14.13        | 47.91        |
| 31                         | Jhalawar                 | 1,411,327            | 1,181,889          | 229,438            | 19.57  | 16.78        | 36.37        |
| 32                         | Udaipur                  | 3,067,549            | 2,458,658          | 608,891            | 23.63  | 22.85        | 26.90        |
| 33                         | Pratapgarh*              | 868,231              | 796,503            | 71,728             | 22.84  | 23.63        | 14.72        |

**Distribution of population (in millions) by residence, 1901-2011 (Persons)  
Rajasthan and Districts**



**Percentage Decadal Growth 2001-2011 Total (Persons)**

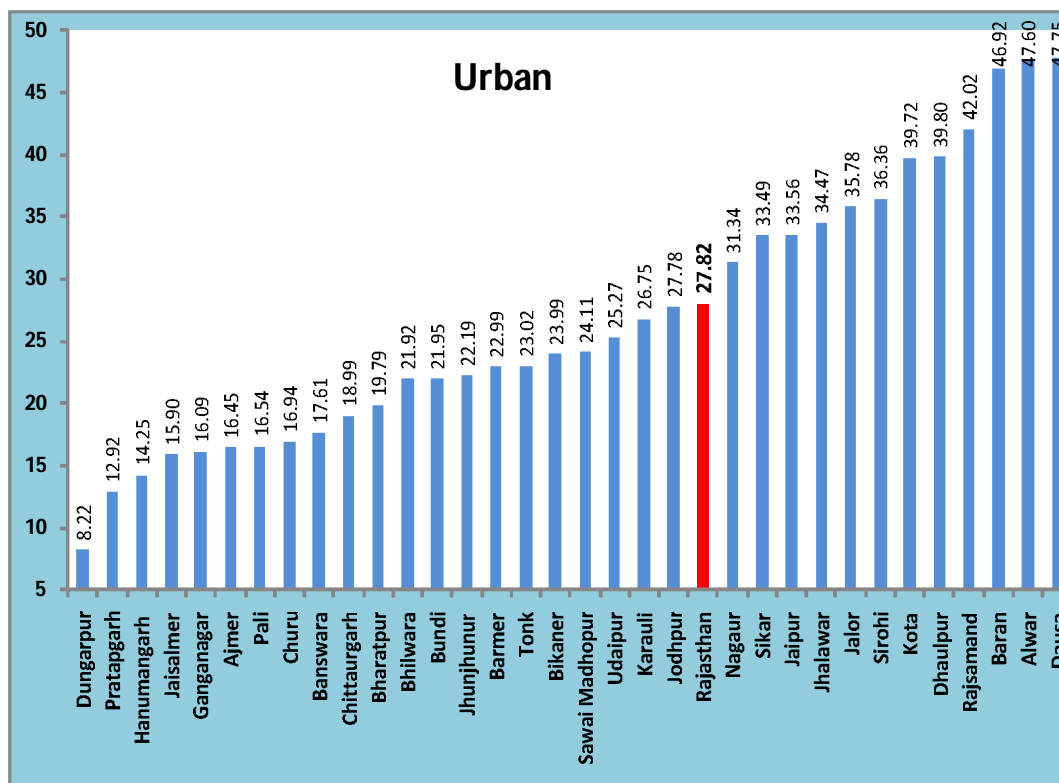
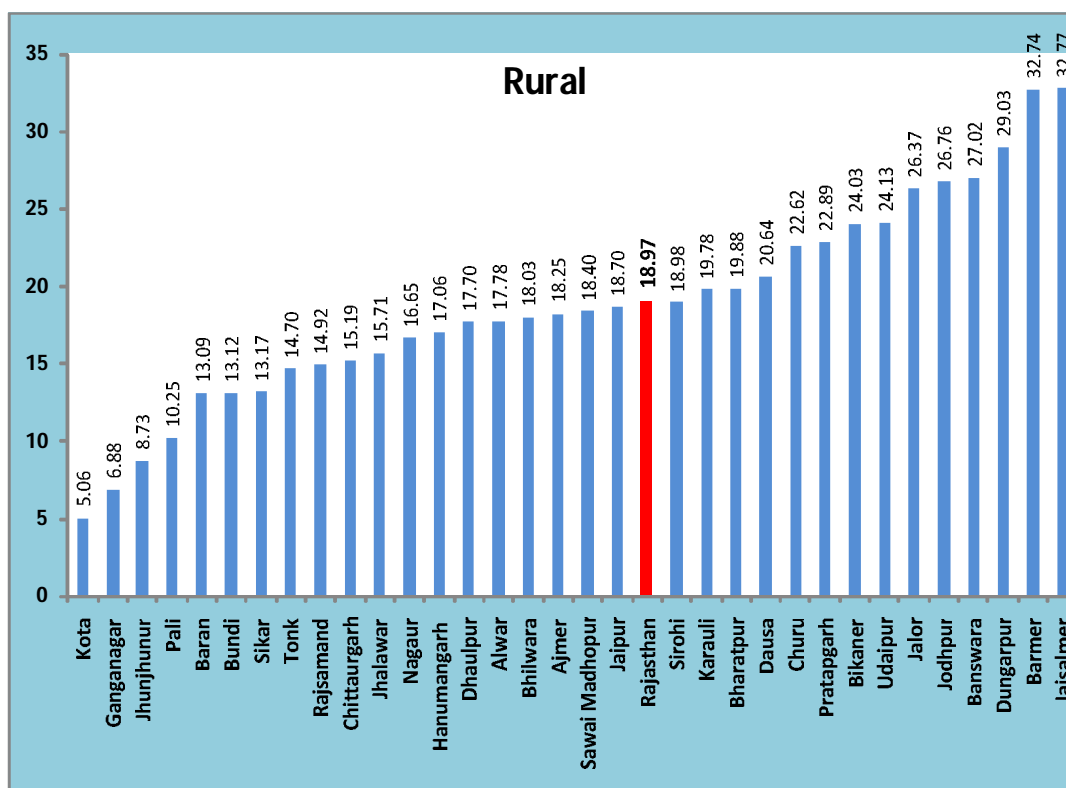


**Census of India 2011**  
**Provisional Population Totals**

**Population and decadal growth rate by residence - Males**

| State/<br>District<br>Code | India/Rajasthan/District | Population<br>(Males) |                    |                    | Percentage<br>Decadal Growth<br>(Males)<br>2001-2011 |              |              |
|----------------------------|--------------------------|-----------------------|--------------------|--------------------|--|--------------|--------------|
|                            |                          | Total                 | Rural              | Urban              | Total  | Rural        | Urban        |
| 1                          | 2                        | 9                     | 10                 | 11                 | 12   | 13           | 14           |
|                            | <b>INDIA</b>             | <b>623,724,248</b>    | <b>427,917,052</b> | <b>195,807,196</b> | <b>17.19</b>   | <b>12.12</b> | <b>30.06</b> |
| <b>00</b>                  | <b>RAJASTHAN</b>         | <b>35,620,086</b>     | <b>26,680,882</b>  | <b>8,939,204</b>   | <b>21.07</b>   | <b>18.97</b> | <b>27.82</b> |
| 01                         | Ganganagar               | 1,043,730             | 758,529            | 285,201            | 9.25   | 6.88         | 16.09        |
| 02                         | Hanumangarh              | 933,660               | 749,080            | 184,580            | 16.49  | 17.06        | 14.25        |
| 03                         | Bikaner                  | 1,243,916             | 822,098            | 421,818            | 24.02  | 24.03        | 23.99        |
| 04                         | Churu                    | 1,053,375             | 756,279            | 297,096            | 20.96  | 22.62        | 16.94        |
| 05                         | Jhunjhunun               | 1,097,390             | 843,536            | 253,854            | 11.58  | 8.73         | 22.19        |
| 06                         | Alwar                    | 1,938,929             | 1,589,143          | 349,786            | 22.24  | 17.78        | 47.60        |
| 07                         | Bharatpur                | 1,357,896             | 1,095,085          | 262,811            | 19.86  | 19.88        | 19.79        |
| 08                         | Dhaulpur                 | 654,344               | 521,401            | 132,943            | 21.60  | 17.70        | 39.80        |
| 09                         | Karauli                  | 784,943               | 668,812            | 116,131            | 20.76  | 19.78        | 26.75        |
| 10                         | Sawai Madhopur           | 706,558               | 566,817            | 139,741            | 19.49  | 18.40        | 24.11        |
| 11                         | Dausa                    | 859,821               | 753,670            | 106,151            | 23.44  | 20.64        | 47.75        |
| 12                         | Jai pur                  | 3,490,787             | 1,648,975          | 1,841,812          | 26.10  | 18.70        | 33.56        |
| 13                         | Sikar                    | 1,377,120             | 1,049,331          | 327,789            | 17.43  | 13.17        | 33.49        |
| 14                         | Nagaur                   | 1,698,760             | 1,371,733          | 327,027            | 19.21  | 16.65        | 31.34        |
| 15                         | Jodhpur                  | 1,924,326             | 1,260,206          | 664,120            | 27.11  | 26.76        | 27.78        |
| 16                         | Jaisalmer                | 363,346               | 313,750            | 49,596             | 30.18  | 32.77        | 15.90        |
| 17                         | Barmer                   | 1,370,494             | 1,274,070          | 96,424             | 32.00  | 32.74        | 22.99        |
| 18                         | Jalor                    | 937,918               | 858,833            | 79,085             | 27.11  | 26.37        | 35.78        |
| 19                         | Sirohi                   | 535,115               | 424,973            | 110,142            | 22.19  | 18.98        | 36.36        |
| 20                         | Pali                     | 1,025,895             | 787,974            | 237,921            | 11.65  | 10.25        | 16.54        |
| 21                         | Ajmer                    | 1,325,911             | 790,215            | 535,696            | 17.52  | 18.25        | 16.45        |
| 22                         | Tonk                     | 729,390               | 569,040            | 160,350            | 16.43  | 14.70        | 23.02        |
| 23                         | Bundi                    | 579,385               | 464,347            | 115,038            | 14.77  | 13.12        | 21.95        |
| 24                         | Bhilwara                 | 1,224,483             | 957,879            | 266,604            | 18.85  | 18.03        | 21.92        |
| 25                         | Rajsamand                | 582,670               | 487,758            | 94,912             | 18.61  | 14.92        | 42.02        |
| 26                         | Dungarpur                | 698,069               | 652,478            | 45,591             | 27.43  | 29.03        | 8.22         |
| 27                         | Banswara                 | 908,755               | 843,391            | 65,364             | 26.29  | 27.02        | 17.61        |
| 28                         | Chittaurgarh             | 784,054               | 637,086            | 146,968            | 15.89  | 15.19        | 18.99        |
| 29                         | Kota                     | 1,023,153             | 401,931            | 621,222            | 23.69  | 5.06         | 39.72        |
| 30                         | Baran                    | 635,495               | 503,368            | 132,127            | 18.77  | 13.09        | 46.92        |
| 31                         | Jhalawar                 | 725,667               | 606,823            | 118,844            | 18.42  | 15.71        | 34.47        |
| 32                         | Udaipur                  | 1,566,781             | 1,250,880          | 315,901            | 24.36  | 24.13        | 25.27        |
| 33                         | Pratapgarh*              | 437,950               | 401,391            | 36,559             | 21.99  | 22.89        | 12.92        |

Percentage Decadal growth rate 2001-2011 (Males)  
Rajasthan and Districts

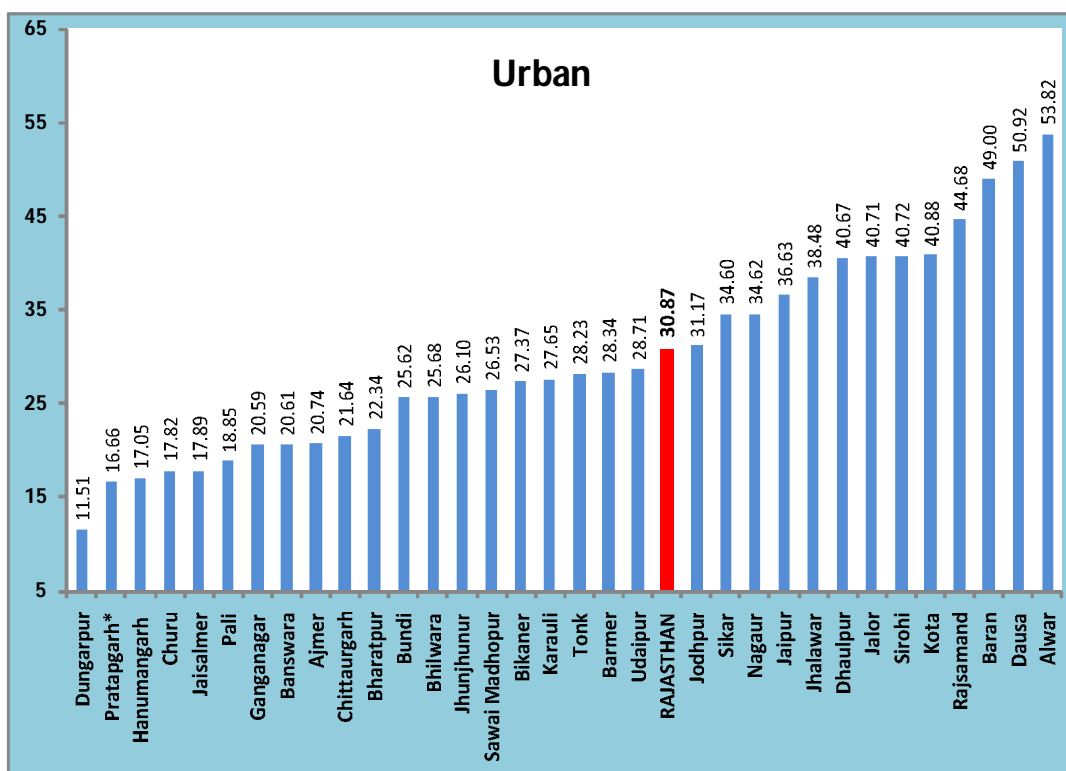
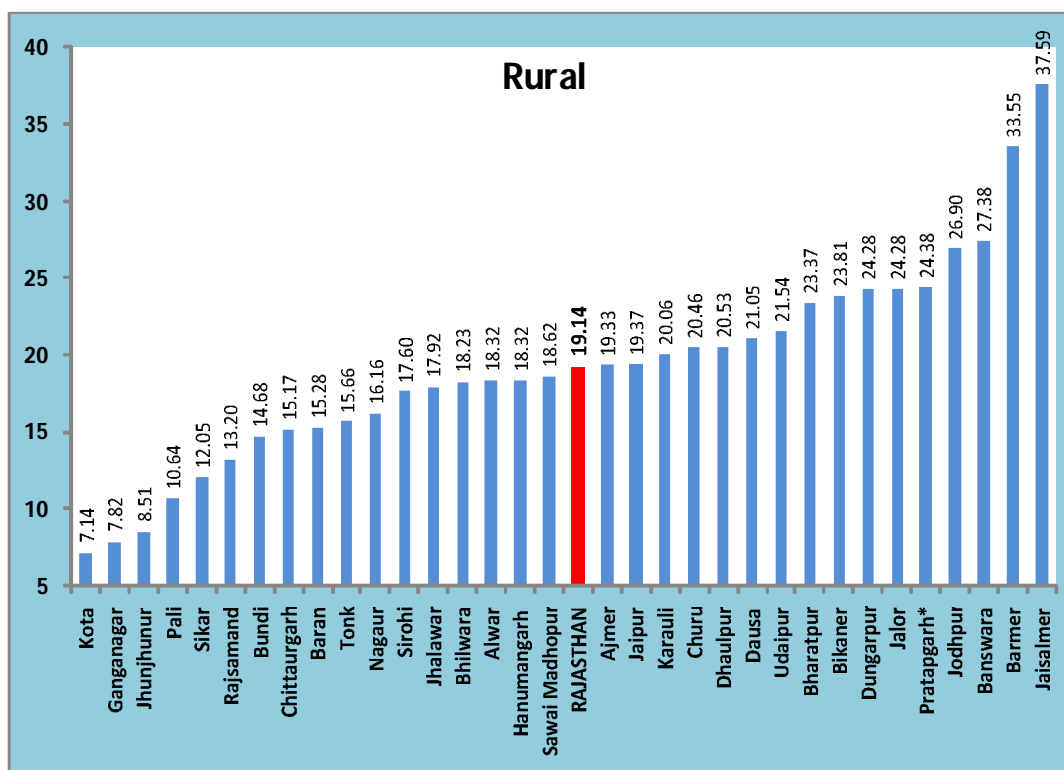


**Census of India 2011**  
**Provisional Population Totals**

**Population and decadal growth rate by residence - Females**

| State/<br>District<br>Code | India/Rajasthan/District | Population<br>(Females) |                    |                    | Percentage<br>Decadal Growth<br>(Females)<br>2001-2011 |              |              |
|----------------------------|--------------------------|-------------------------|--------------------|--------------------|--|--------------|--------------|
|                            |                          | Total                   | Rural              | Urban              | Total  | Rural        | Urban        |
| 1                          | 2                        | 15                      | 16                 | 17                 | 18   | 19           | 20           |
|                            | <b>INDIA</b>             | <b>586,469,174</b>      | <b>405,170,610</b> | <b>181,298,564</b> | <b>18.12</b>   | <b>12.25</b> | <b>33.73</b> |
| <b>00</b>                  | <b>RAJASTHAN</b>         | <b>33,000,926</b>       | <b>24,859,354</b>  | <b>8,141,572</b>   | <b>21.83</b>   | <b>19.14</b> | <b>30.87</b> |
| 01                         | Ganganagar               | 925,790                 | 675,329            | 250,461            | 11.00  | 7.82         | 20.59        |
| 02                         | Hanumangarh              | 845,990                 | 679,804            | 166,186            | 18.07  | 18.32        | 17.05        |
| 03                         | Bikaner                  | 1,123,829               | 741,911            | 381,918            | 25.00  | 23.81        | 27.37        |
| 04                         | Churu                    | 987,797                 | 708,412            | 279,385            | 19.70  | 20.46        | 17.82        |
| 05                         | Jhunjhunun               | 1,042,268               | 806,002            | 236,266            | 12.05  | 8.51         | 26.10        |
| 06                         | Alwar                    | 1,733,070               | 1,428,568          | 304,502            | 23.32  | 18.32        | 53.82        |
| 07                         | Bharatpur                | 1,191,225               | 959,315            | 231,910            | 23.17  | 23.37        | 22.34        |
| 08                         | Dhaulpur                 | 552,949                 | 438,272            | 114,677            | 24.21  | 20.53        | 40.67        |
| 09                         | Karauli                  | 673,516                 | 570,986            | 102,530            | 21.16  | 20.06        | 27.65        |
| 10                         | Sawai Madhopur           | 631,556                 | 504,963            | 126,593            | 20.12  | 18.62        | 26.53        |
| 11                         | Dausa                    | 777,405                 | 680,863            | 96,542             | 24.10  | 21.05        | 50.92        |
| 12                         | Jaipur                   | 3,173,184               | 1,515,792          | 1,657,392          | 27.80  | 19.37        | 36.63        |
| 13                         | Sikar                    | 1,300,617               | 995,106            | 305,511            | 16.64  | 12.05        | 34.60        |
| 14                         | Nagaur                   | 1,610,474               | 1,303,071          | 307,403            | 19.29  | 16.16        | 34.62        |
| 15                         | Jodhpur                  | 1,761,355               | 1,161,415          | 599,940            | 28.32  | 26.90        | 31.17        |
| 16                         | Jaisalmer                | 308,662                 | 269,048            | 39,614             | 34.70  | 37.59        | 17.89        |
| 17                         | Barmer                   | 1,233,959               | 1,147,967          | 85,992             | 33.17  | 33.55        | 28.34        |
| 18                         | Jalor                    | 892,233                 | 819,415            | 72,818             | 25.48  | 24.28        | 40.71        |
| 19                         | Sirohi                   | 502,070                 | 403,402            | 98,668             | 21.52  | 17.60        | 40.72        |
| 20                         | Pali                     | 1,012,638               | 790,708            | 221,930            | 12.34  | 10.64        | 18.85        |
| 21                         | Ajmer                    | 1,259,002               | 758,359            | 500,643            | 19.89  | 19.33        | 20.74        |
| 22                         | Tonk                     | 692,321                 | 534,828            | 157,493            | 18.30  | 15.66        | 28.23        |
| 23                         | Bundi                    | 534,340                 | 427,276            | 107,064            | 16.72  | 14.68        | 25.62        |
| 24                         | Bhilwara                 | 1,185,976               | 939,413            | 246,563            | 19.71  | 18.23        | 25.68        |
| 25                         | Rajsamand                | 575,613                 | 486,064            | 89,549             | 17.17  | 13.20        | 44.68        |
| 26                         | Dungarpur                | 690,837                 | 647,651            | 43,186             | 23.40  | 24.28        | 11.51        |
| 27                         | Banswara                 | 889,439                 | 826,977            | 62,462             | 26.88  | 27.38        | 20.61        |
| 28                         | Chittaurgarh             | 760,338                 | 622,004            | 138,334            | 16.30  | 15.17        | 21.64        |
| 29                         | Kota                     | 927,338                 | 372,355            | 554,983            | 25.07  | 7.14         | 40.88        |
| 30                         | Baran                    | 588,426                 | 466,122            | 122,304            | 20.97  | 15.28        | 49.00        |
| 31                         | Jhalawar                 | 685,660                 | 575,066            | 110,594            | 20.82  | 17.92        | 38.48        |
| 32                         | Udaipur                  | 1,500,768               | 1,207,778          | 292,990            | 22.88  | 21.54        | 28.71        |
| 33                         | Pratapgarh*              | 430,281                 | 395,112            | 35,169             | 23.71  | 24.38        | 16.66        |

Decadal growth rate 2001-2011 (Females)  
Rajasthan and Districts

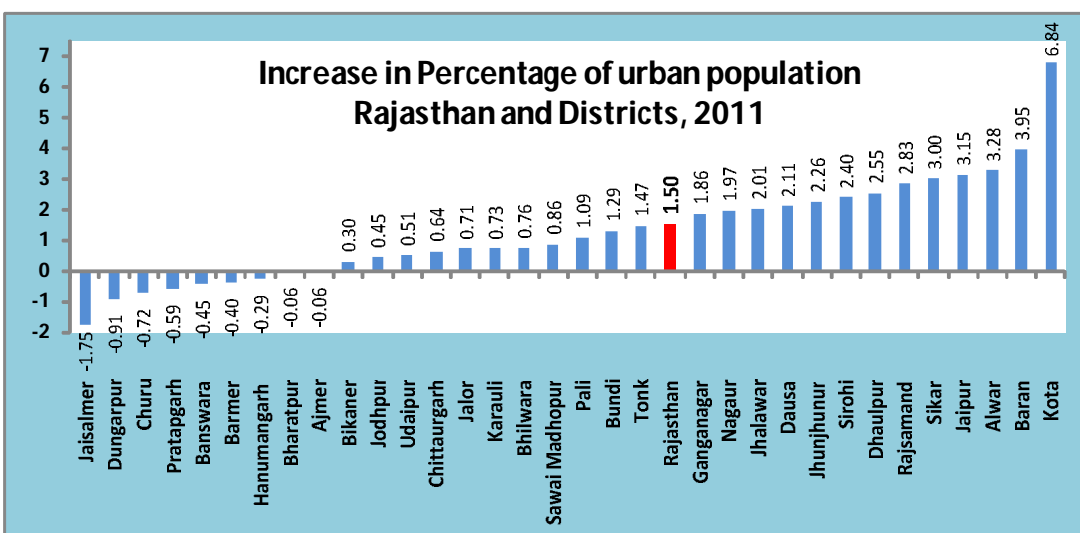
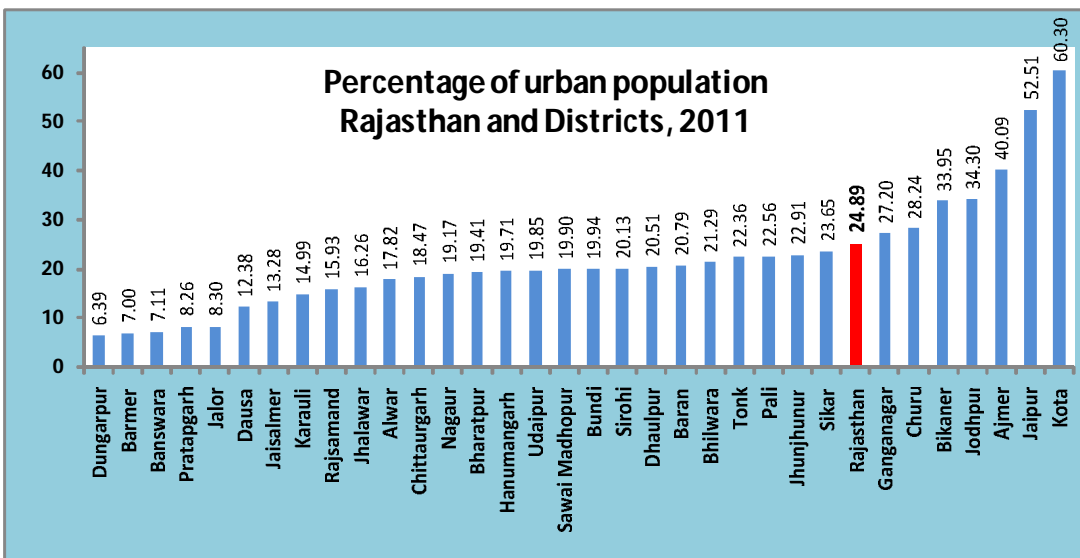
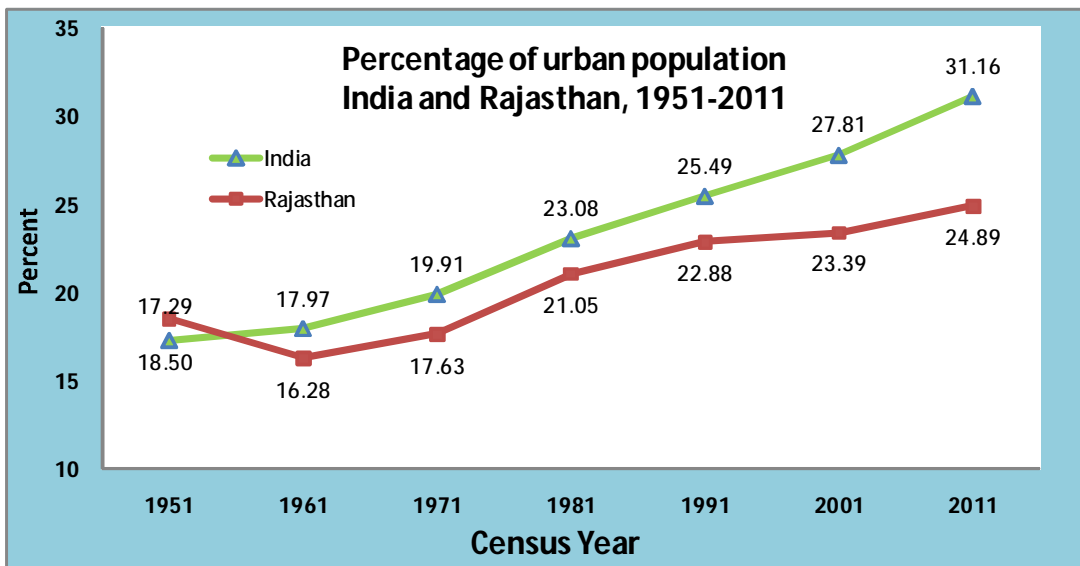


**Census of India 2011**  
**Provisional Population Totals**

**Percentage share of total population by residence**

| State/<br>District<br>Code | India/Rajasthan/District | Percentage share of<br>Total Population<br>2001 |              | Percentage share of<br>Total Population<br>2011 |              |
|----------------------------|--------------------------|---|--------------|---|--------------|
|                            |                          | Rural   | Urban        | Rural   | Urban        |
| 1                          | 2                        | 21  | 22           | 23  | 24           |
|                            | <b>INDIA</b>             | <b>72.19</b>                                    | <b>27.81</b> | <b>68.84</b>                                    | <b>31.16</b> |
| <b>00</b>                  | <b>RAJASTHAN</b>         | <b>76.61</b>                                    | <b>23.39</b> | <b>75.11</b>                                    | <b>24.89</b> |
| 01                         | Ganganagar               | 74.66   | 25.34        | 72.80   | 27.20        |
| 02                         | Hanumangarh              | 80.00   | 20.00        | 80.29   | 19.71        |
| 03                         | Bikaner                  | 66.35   | 33.65        | 66.05   | 33.95        |
| 04                         | Churu                    | 71.04   | 28.96        | 71.76   | 28.24        |
| 05                         | Jhunjhunun               | 79.35   | 20.65        | 77.09   | 22.91        |
| 06                         | Alwar                    | 85.46   | 14.54        | 82.18   | 17.82        |
| 07                         | Bharatpur                | 80.53   | 19.47        | 80.59   | 19.41        |
| 08                         | Dhaulpur                 | 82.04   | 17.96        | 79.49   | 20.51        |
| 09                         | Karauli                  | 85.74   | 14.26        | 85.01   | 14.99        |
| 10                         | Sawai Madhopur           | 80.96   | 19.04        | 80.10   | 19.90        |
| 11                         | Dausa                    | 89.73   | 10.27        | 87.62   | 12.38        |
| 12                         | Jaipur                   | 50.64   | 49.36        | 47.49   | 52.51        |
| 13                         | Sikar                    | 79.35   | 20.65        | 76.35   | 23.65        |
| 14                         | Nagaur                   | 82.80   | 17.20        | 80.83   | 19.17        |
| 15                         | Jodhpur                  | 66.15   | 33.85        | 65.70   | 34.30        |
| 16                         | Jaisalmer                | 84.97   | 15.03        | 86.72   | 13.28        |
| 17                         | Barmer                   | 92.60   | 7.40         | 93.00   | 7.00         |
| 18                         | Jalor                    | 92.41   | 7.59         | 91.70   | 8.30         |
| 19                         | Sirohi                   | 82.27   | 17.73        | 79.87   | 20.13        |
| 20                         | Pali                     | 78.53   | 21.47        | 77.44   | 22.56        |
| 21                         | Ajmer                    | 59.85   | 40.15        | 59.91   | 40.09        |
| 22                         | Tonk                     | 79.11   | 20.89        | 77.64   | 22.36        |
| 23                         | Bundi                    | 81.35   | 18.65        | 80.06   | 19.94        |
| 24                         | Bhilwara                 | 79.47   | 20.53        | 78.71   | 21.29        |
| 25                         | Rajsamand                | 86.90   | 13.10        | 84.07   | 15.93        |
| 26                         | Dungarpur                | 92.70   | 7.30         | 93.61   | 6.39         |
| 27                         | Banswara                 | 92.44   | 7.56         | 92.89   | 7.11         |
| 28                         | Chittaurgarh             | 82.17   | 17.83        | 81.53   | 18.47        |
| 29                         | Kota                     | 46.54   | 53.46        | 39.70   | 60.30        |
| 30                         | Baran                    | 83.16   | 16.84        | 79.21   | 20.79        |
| 31                         | Jhalawar                 | 85.75   | 14.25        | 83.74   | 16.26        |
| 32                         | Udaipur                  | 80.66   | 19.34        | 80.15   | 19.85        |
| 33                         | Pratapgarh*              | 91.15   | 8.85         | 91.74   | 8.26         |

DATA ON RURAL AND URBAN AREAS





**Census of India 2011**  
**Provisional Population Totals**

**Sex ratio by residence**

| State/<br>District<br>Code | India/Rajasthan/District | Sex Ratio<br>(No. of Females<br>per 1000 Males)<br>2001 |            |            | Sex Ratio<br>(No. of Females<br>per 1000 Males)<br>2011 |            |            |
|----------------------------|--------------------------|---|------------|------------|---|------------|------------|
|                            |                          | Total   | Rural      | Urban      | Total   | Rural      | Urban      |
| 1                          | 2                        | 25  | 26         | 27         | 28  | 29         | 30         |
|                            | <b>INDIA</b>             | <b>933</b>  | <b>946</b> | <b>900</b> | <b>940</b>  | <b>947</b> | <b>926</b> |
| <b>00</b>                  | <b>RAJASTHAN</b>         | <b>921</b>  | <b>930</b> | <b>890</b> | <b>926</b>  | <b>932</b> | <b>911</b> |
| 01                         | Ganganagar               | 873   | 883        | 845        | 887   | 890        | 878        |
| 02                         | Hanumangarh              | 894   | 898        | 879        | 906   | 908        | 900        |
| 03                         | Bikaner                  | 896   | 904        | 881        | 903   | 902        | 905        |
| 04                         | Churu                    | 948   | 954        | 933        | 938   | 937        | 940        |
| 05                         | Jhunjhunun               | 946   | 957        | 902        | 950   | 956        | 931        |
| 06                         | Alwar                    | 886   | 895        | 835        | 894   | 899        | 871        |
| 07                         | Bharatpur                | 854   | 851        | 864        | 877   | 876        | 882        |
| 08                         | Dhaulpur                 | 827   | 821        | 857        | 845   | 841        | 863        |
| 09                         | Karauli                  | 855   | 852        | 877        | 858   | 854        | 883        |
| 10                         | Sawai Madhopur           | 889   | 889        | 889        | 894   | 891        | 906        |
| 11                         | Dausa                    | 899   | 900        | 890        | 904   | 903        | 909        |
| 12                         | Jai pur                  | 897   | 914        | 880        | 909   | 919        | 900        |
| 13                         | Sikar                    | 951   | 958        | 924        | 944   | 948        | 932        |
| 14                         | Nagaur                   | 947   | 954        | 917        | 948   | 950        | 940        |
| 15                         | Jodhpur                  | 907   | 921        | 880        | 915   | 922        | 903        |
| 16                         | Jaisalmer                | 821   | 827        | 785        | 849   | 858        | 799        |
| 17                         | Barmer                   | 892   | 896        | 855        | 900   | 901        | 892        |
| 18                         | Jalor                    | 964   | 970        | 889        | 951   | 954        | 921        |
| 19                         | Sirohi                   | 943   | 960        | 868        | 938   | 949        | 896        |
| 20                         | Pali                     | 981   | 1000       | 915        | 987   | 1003       | 933        |
| 21                         | Ajmer                    | 931   | 951        | 901        | 950   | 960        | 935        |
| 22                         | Tonk                     | 934   | 932        | 942        | 949   | 940        | 982        |
| 23                         | Bundi                    | 907   | 908        | 903        | 922   | 920        | 931        |
| 24                         | Bhilwara                 | 962   | 979        | 897        | 969   | 981        | 925        |
| 25                         | Rajsamand                | 1000  | 1012       | 926        | 988   | 997        | 943        |
| 26                         | Dungarpur                | 1022  | 1031       | 919        | 990   | 993        | 947        |
| 27                         | Banswara                 | 974   | 978        | 932        | 979   | 981        | 956        |
| 28                         | Chittaurgarh             | 966   | 977        | 921        | 970   | 976        | 941        |
| 29                         | Kota                     | 896   | 908        | 886        | 906   | 926        | 893        |
| 30                         | Baran                    | 909   | 908        | 913        | 926   | 926        | 926        |
| 31                         | Jhalawar                 | 926   | 930        | 904        | 945   | 948        | 931        |
| 32                         | Udaipur                  | 969   | 986        | 903        | 958   | 966        | 927        |
| 33                         | Pratapgarh*              | 969   | 973        | 931        | 982   | 984        | 962        |

DATA ON RURAL AND URBAN AREAS

