




REPORT ON MEDICAL CERTIFICATION OF CAUSE OF DEATH 2011



**Office of The Registrar General, India
Government of India
Ministry of Home Affairs
2A, Man Singh Road, New Delhi**



सत्यमेव जयते

**REPORT
ON
MEDICAL CERTIFICATION
OF
CAUSE OF DEATH
2011**



OFFICE OF THE REGISTRAR GENERAL, INDIA
GOVERNMENT OF INDIA,
MINISTRY OF HOME AFFAIRS,
2 A, MAN SINGH ROAD, NEW DELHI

© Government of India copyright, 2015

Printed by :

Aravali Printers & Publishers Private Limited
W-30, Okhla Phase-II, New Delhi - 110020

Published by :

Office of the Registrar General & Census Commissioner, India

Data Product No. : 00-061-2011-MCDD-Report (E)

Price : (Inland) ₹ 390.00; (Foreign) £ 10.00 or \$ 16.00

PREFACE

This Report for the year 2011 is the thirty eighth in the series of the publication presenting statistics on causes of death obtained through the Civil Registration System under the Registration of Births and Deaths Act, 1969. Section 10(2) of the Act empowers the State Government to enforce the provision relating to medical certification of cause of death in specified areas taking into consideration the availability of medical facilities. Section 10(3) of the Act provides for issuing a certificate of the cause of death by the medical practitioner who has attended on the deceased at the time of death. At present, the scheme has been made applicable to limited areas and selected hospitals.

2. In the Report, data on medically certified deaths received from 32 States/UTs has been tabulated in conformity with the International Classification of Diseases (ICD) - Tenth Revision (1993). The statistics on causes of death have been presented, cross tabulating them by age and sex. The time series data on medically certified deaths by major cause groups for the previous years have also been added.

3. The Report intends to maintain the continuity in the time series of data on causes of death under Medical Certification of Cause of Death (MCCD) which is of immense use to health planners and epidemiologists and is distinct from the Report on Causes of Death in India-2001-2003 which is based on Special Survey of Deaths conducted under the domain of SRS. The two Reports are starkly different in terms of coverage, methodology of data collection, assignment of causes of death etc. and hence the findings are not strictly comparable.

4. I take this opportunity to express my sincere gratitude to the State Governments and Union Territory Administrations and, specially, the Chief Registrars of Births & Deaths for furnishing the data, on the basis of which the Report has become possible. I am thankful to each one of them for their cooperation. I am hopeful for the similar response from other states and, overall, more vigorous implementation of the provisions on Medical Certification of Cause of Death in future, shall help reduce the time gap and establish this as a reliable source of information on the causes of deaths for the country.

5. The Report has been prepared by the officers and staff of the MCCD Unit of the Vital Statistics Division of this office. I must record my appreciation for the efforts put in by Shri. Deepak Rastogi, Additional Registrar General, Smt. P.A.Mini & Shri R.K.Gautam, Deputy Registrar Generals, Shri B.S.Meena & Shri Sandeep Rai, Assistant Directors, Smt Gurdish Gambhir, S. I. Gr. I and Ms. Sujata Sharma, Consultant who have been involved in the preparation of this report.

New Delhi
March, 2014

Dr. C. Chandramouli
Registrar General &
Census Commissioner, India

TABLE OF CONTENTS-2011

DESCRIPTION	PAGE NO.
Preface	iii
Executive Summary	vii
CHAPTERS	
Chapter – I Introduction	3-4
Chapter – II Scheme of MCCD –Status of Implementation	7-14
Chapter – III Distribution of Deaths by Cause.....	17-51
Chapter – IV Specific cause of Mortality in different age groups.....	55-66
APPENDICES	
Appendix-I Statistical Tables.....	71-206
Appendix-II Medical Certificate of Cause of Death –for Hospital Events (Form No. 4).	207
Appendix-III Medical Certificate of Cause of Death- for Non-Hospital Events (Form No. 4 A.....	208
Appendix-IV Major Groups and the description of ICD -10.....	209-210
Appendix-V National List based on ICD-10.....	211-218
Appendix-VI List of States/Union Territories supplied MCCD data during 2004 to 2011.....	219

EXECUTIVE SUMMARY

Reliable cause-specific mortality statistics is required on a regular basis by Administrators, Policy Planners, Researchers and other Professionals for evidence-based decision-making with regard to resource allocation, monitoring of indicators, identifying the priorities for programmes and other related activities in the area of Public Health. Keeping this in view, the scheme of *Medical Certification of Cause of Death (MCCD)* was introduced in the country under the provisions of Registration of Births and Deaths (RBD) Act, 1969. Since then, it has been operational in the country, but with varying levels of efficiency across the States/Union Territories. Under the scheme, the Office of the Registrar General, India (ORGI) obtains data on medically certified deaths as collected, compiled and tabulated by the Offices of the Chief Registrars of Births and Deaths of the States/UTs.

Methodology: The necessary data is collected in the prescribed forms (Form 4 for Hospital deaths and Form 4A for Non-institutional deaths). Both these forms have been designed by World Health Organization (WHO). The forms are filled-up by the medical professionals attending to the deceased at the time of terminal illness. Thereafter, these forms are to be sent to the concerned Registrars of Births and Deaths for onward transmission to the Chief Registrar Office for tabulation as per the National List of Causes of Death based on Tenth Revision of International Classification of Disease (ICD-10). The States/UTs subsequently send it to the Office of RGI in the form of Statistical Table-9 for consolidation at the national level.

Scope of the report: The report on MCCD-2011, is based upon 9,65,992 (Males: 5,95,784 and Females: 3,70,208) total medically certified deaths (20.0 per cent of total registered deaths) supplied by 32 States/UTs. As mentioned above, owing to different levels of efficiency of medical certification across the States/UTs, the number of deaths reported therein may lack the representative character in the strict sense, however, it may be sufficient to throw some valuable insights into deaths by various cause groups and their gravity.

Findings:

Overall:

- Following are eight leading cause-groups of deaths constituting around 88 per cent of total deaths:
 - ❖ Diseases of Circulatory System (28.8 per cent)
 - ❖ Certain Infectious and Parasitic Diseases (12.5 per cent)
 - ❖ Diseases of Respiratory System (9.2 per cent)
 - ❖ Injury, Poisoning and Certain other Consequences of External Causes (7.8 per cent).
 - ❖ Certain Conditions Originating in the Perinatal Period (7.4 per cent)
 - ❖ Neoplasms (5.4 per cent)
 - ❖ Diseases of Digestive System (4.4 per cent)

❖ Symptoms Signs & Abnormal Clinical Findings Not Elsewhere Classified
(12.3 per cent)

- Among the “Diseases of Circulatory System” deaths, Ischaemic Heart Diseases (IHD) and the diseases of pulmonary circulation and other forms of heart diseases account for 30.8 and 36.9 per cent deaths respectively. Furthermore, around every fifth medically certified death has been reported to be caused by these two sub-groups.
- The major Group “*Certain Infectious and Parasitic Diseases*” which is the second leading cause of death is mainly constituted by Tuberculosis and Septicemia. Under this major group, the shares of these two diseases are 33.1 and 32.7 per cent respectively. Tuberculosis alone accounts for 4.1 per cent of the total medically certified deaths.
- Under the third leading group “*Diseases of Respiratory System*”, Pneumonia, caused 21.7 out of every hundred reported deaths, followed by Asthma causing around 8 deaths. Pneumonia alone accounts for 2.0 per cent of the total medically certified deaths.
- The fourth leading cause group “*Injury, Poisoning and Certain Other Consequences of External Causes*”, has a major constituent ‘Burns and Corrosions’ contributing around 25.2 per cent of the total deaths under this cause group and 2.0 per cent of the total medically certified deaths.
- The group of diseases relating to “*Certain Conditions Originating in the Perinatal Period*” is the fifth leading cause of death, accounting for 7.4 per cent of the total medically certified deaths. Hypoxia, birth asphyxia and other Respiratory Conditions accounts for 40.6 per cent of the deaths under the group and 3.0 per cent of total medically certified deaths.
- The major group “*Neoplasm*” (Cancer) is the sixth leading cause accounting for 5.4 per cent of the total medically certified deaths, of which ‘Malignant neoplasm of digestive organs’ accounts for more than one-fourth of deaths.
- The seventh leading cause, “*Diseases of Digestive System*” is responsible for 4.4 per cent of the total medically certified deaths, of which ‘Diseases of Liver’ alone accounts for about 64.3 per cent of the deaths. The share of Liver diseases’ in the total medically certified deaths is 2.8 per cent.
- About 12.3 per cent of the total medically certified deaths were classified under the “*Symptoms, signs & abnormal clinical and laboratory findings not elsewhere classified*” which is the eighth leading cause.

Age-wise:

- Every tenth reported medically certified death has been of the infants (age less than 1 year)
- About 74.2 per cent of infant deaths have been reported to be caused by *Certain Conditions Originating in the Perinatal Period*.
- Among the children aged 1-4 years, *Certain Infectious and Parasitic Diseases* have taken the highest toll of 23.0 per cent. Among the children aged 0-4 years, *Certain Conditions*

originating in the Perinatal Period cause 72.2% of deaths. Heart diseases cause 3.4 per cent of deaths followed by Septicemia (5.2%), Other Infectious and Parasitic Diseases (4.2%) and Pneumonia (3.3%) in this age group. In the age-group 5-14 years, the cause group *Certain Infectious and Parasitic Diseases* claimed the top most position with the share of 23.8 per cent.

- In the age-group of 15-24 and 25-34 years, major group “*Injury, Poisoning & Certain Other Consequences of External Causes*” is the first among the leading causes contributing around 27.5 per cent and 23.5 per cent respectively. It implies that these age-groups of youth and adolescent are more vulnerable to injuries and poisoning related deaths.
- In the age-group 35-44 years, the first two leading causes, *Diseases of Circulatory System* and *Certain Infectious and Parasitic Diseases* are having the shares of 22.2 per cent and 18.2 per cent respectively.
- For all the age-groups of 45 years and above, *Diseases of Circulatory System* is the first leading cause of death. The percentage contribution of this cause group for 45 years and above, to respective age-group totals has been increasing with age. The percentage share of this cause group to the total medically certified deaths for these ages varies from 32 per cent to 44 per cent.
- The highest number of deaths (2,23,221, i.e. 23.1 per cent of total), as expected, has been reported for the age-group 70 years and above.

Gender-wise:

- The contributions of male and female deaths in the total medically certified cases has been reported to be 61.7 per cent and 38.3 per cent respectively, with a sex ratio of females to males to be 621 per thousand.
- There is no significant difference for both males and females as far as eight leading causes are concerned, except for Neoplasm deaths and deaths due to Diseases of the Digestive System.
- The percentage of female Neoplasm deaths to total female medically certified deaths is 5.9 per cent as compared to the corresponding male figure of 5.0 per cent. On the contrary, the percentage of female Digestive System Deaths to total female medically certified deaths is just 2.7 per cent as compared to the corresponding male figure of 5.5 per cent.

CHAPTER - I

INTRODUCTION

CHAPTER-I

INTRODUCTION

The age, sex and cause-specific mortality rates are important indicators for evidence-based monitoring of health trends in the population. The statistics on causes of death is essential for planners, administrators and medical professionals in undertaking appropriate curative and preventive measures for various health problems. It also plays an important role in furtherance of medical research and is fundamental for monitoring as well as improving the methods of diagnosis and analysis. Under the system of Registration of Births & Deaths, the scheme of Medical Certification of Cause of Death (MCCD) – an integral part of the Vital Statistics System, aims at providing a reliable and temporal database for generating cause-specific mortality statistics. The Office of the Registrar General, India, (ORGI) obtains data on causes of death from the Chief Registrar of Births and Deaths of different States and Union Territories, under the Registration of Births & Deaths Act, 1969.

1.2 The Conference on Improvement of Vital Statistics held in 1961 had recommended the introduction of the scheme of MCCD in limited areas to begin with, and its progressive implementation in phases thereafter. In the first phase, it was to be introduced in the teaching hospitals in the State headquarter-towns including field practice rural areas attached to them, missionary hospitals and such other hospitals which were willing to join. The main objective of the first phase was to gather the practical experience of the problems arising in the introduction of the scheme, so as to place it on sound lines. In the second phase, it was to be extended to District & Sub-division hospitals, specialized hospitals and other private hospitals which were willing to join. In the third phase, private and other public hospitals & Primary Health Units were to be covered and thereafter private physicians practicing modern medicine were all to be brought under the ambit of the scheme.

1.3 During the Third Five Year Plan period, Office of the Registrar General, India launched a programme of action, both short term as well as long term through a plan scheme, for development of a comprehensive system of vital statistics in the country. Accordingly, it was envisaged to introduce the scheme of MCCD in all major medical teaching institutions and other hospitals in different States/UTs. Owing to the lack of adequate medical facilities and consequent difficulty in obtaining medically certified cause of death in several parts of the country; it has been introduced in phases since early seventies.

1.4 It has got the statutory backing under sections 10(2), 10(3), 17(1) (b) and 23(3) of the Registration of Births & Deaths (RBD) Act, 1969.

The provisions relating to MCCD in Registration of Births & Deaths Act, 1969 are as follows:

Section 10(2) : In any area, the State Government having regard to the facilities available therein in this behalf may require that a certificate as to the cause of death shall be obtained by Registrar from such person and in such form as may be prescribed.

Section 10(3): Where the State Government has required under sub-section (2) that a certificate as to the cause of death shall be obtained, in the event of the death of any person who, during his last illness, was attended by a medical practitioner, the medical practitioner shall, after the death of that person, forthwith, issue without charging any fee, to the person required under this Act to give information concerning the death, a

certificate in the prescribed form stating to the best of his knowledge and belief the cause of death; and the certificate shall be received and delivered by such person to the Registrar at the time of giving information concerning the death as required by this Act.

Section 17(1) (b): Subject to any rules made in this behalf by the State Government, including rules relating to the payment of fees and postal charges, any person may obtain an extract from registration-records relating to any death; provided that no extract relating to any death, issued to any person, shall disclose the particulars regarding the cause of death as entered in the register.

Section 23(3): Any medical practitioner who neglects or refuses to issue a certificate under sub-section (3) of section 10 and any person who neglects or refuses to deliver such certificates shall be punishable with fine which may extend to fifty rupees.

1.5 The necessary data is collected in the prescribed Form No.4 ([Appendix-II](#)) as filled in by the concerned hospital authorities. A separate Form No.4A ([Appendix-III](#)) has been prescribed for non-institutional deaths, which are attended to by the medical practitioners. These forms conform to the international format of medical certification of cause of death as evolved by the World Health Organisation (WHO). These forms comprising two parts incorporate immediate and antecedent causes of death along with the identification and other particulars of the deceased. Part-I provides for entering the diseases in a specific sequence of events leading to death, so that the immediate cause is recorded first and the underlying cause, the last. The underlying cause is that morbid condition which initiated the chain of events leading to death. Besides, there is also a provision for recording the approximate intervals between onset of disease and death in the sequence of events. Part- II of the form allows recording information on other significant morbid conditions, but not directly related to the cause of death. Doctors attending to the deceased during his/her terminal illness are required to fill the forms up.

1.6 World Health Organisation (WHO) periodically reviews the system of International Classification of Diseases (ICD). Tenth revision of the ICD (ICD-10) was endorsed by the Forty-third World Health Assembly in May 1990 and came into use in WHO Member States as from 1994; however, it has been adopted in the ORGI for classification of causes of deaths since 1999 Report on MCCD. The statistics on medically certified causes of deaths has been tabulated as per the National List (ICD –10, modified according to Indian conditions) as given in Appendices-IV & V. The underlying cause of death is taken into account while tabulating the cause-specific mortality.

1.7 The statistics presented in this report, provide information on cause-specific mortality cross classified by sex and broad age-groups. The report is based on medically certified deaths occurring in hospitals (whether public or private) covered under the Scheme. As only selected hospitals, and that too mostly from urban areas, are covered at present under the scheme of MCCD, the profile presented here may not yield the reliable pattern of cause specific mortality prevalent in the states/country. Keeping this in view, the data- users may take due caution while deducing the mortality pattern.

1.8 The report is presented in 4 chapters and 6 appendices. Chapters two and three deal with 'Scheme of MCCD: Status of Implementation' and 'Distribution of Deaths by Cause' respectively. Chapter 4 analyses the specific cause of mortality among different age groups by gender. Appendix-I contains detailed statistical tables for ready reference.



CHAPTER - II

**SCHEME OF MCCD:
STATUS OF IMPLEMENTATION**

CHAPTER-II

SCHEME OF MCCD: STATUS OF IMPLEMENTATION

The RBD Act, 1969 mandates compulsory registration of births and deaths in the country, and has been in force since 1st April, 1970. Although it is a Central Act, its implementation rests with the States and Union Territories (UTs). At the National-level, the Registrar General, India appointed under Section 3 of the Act, for unifying and co-coordinating the activities of Chief Registrars, provides general direction and guidance in the matter of registration of births and deaths and also for implementation of the Act. The Chief Registrars of Births and Deaths appointed by the State Governments under Section 4 of the Act, function as the Chief Executive Authorities for effective implementation of the Act in an efficient way and report the working thereof. Under the Civil Registration System, the scheme of MCCD is required to be notified under Section 10(2) of the RBD Act, 1969, for its implementation in any area by the respective States and UTs, subject to the availability of requisite facilities therein. Till 2013, 32 States/UTs viz. Andhra Pradesh, Arunachal Pradesh, Assam, Andaman & Nicobar Islands, Bihar, Chandigarh, Chhattisgarh, Dadra & Nagar Haveli, Daman & Diu, Delhi, Goa, Gujarat, Haryana, Himachal Pradesh, Jammu & Kashmir, Jharkhand, Karnataka, Madhya Pradesh, Maharashtra, Manipur, Mizoram, Nagaland, Odisha, Punjab, Puducherry, Rajasthan, Sikkim, Tamil Nadu, Tripura, Uttarakhand, Uttar Pradesh and West Bengal have reportedly issued notification for the introduction of the scheme of MCCD.

2.2 The MCCD under Civil Registration System has been implemented in the States/UTs in a phased manner to provide data on cause of death. However, it has so far been implemented in only certain hospitals, generally in urban areas which are selected by the Chief Registrar of Births & Deaths. Thus, the scheme covers mostly those deaths, which occur in medical institutions located in urban areas. The coverage under the scheme in terms of percentage level of medical certification as well as the type of hospitals covered has not been uniform across the States/UTs. Some of the States have notified only teaching and specialized hospitals under it, whereas in others, only district hospitals and Primary Health Centers (PHCs) have been brought under its ambit. There are three States/UT viz. Kerala, Meghalaya and Lakshadweep which are yet to formally notify the scheme. However, barring Lakshadweep two States have been sending the data on MCCD under the umbrella of the RBD Act, 1969. In order to take the scheme of MCCD forward in a systematic manner in the country, the Registrar General, India has been impressing upon all the States/UTs to bring all hospitals (whether public or private) and private medical practitioners under its coverage, both in rural as well as urban areas.

2.3 As per the reported information, the number of hospitals, existing, covered and reporting data on medical certification of cause of death in the States/UTs is presented in Statement 2.3.

Statement 2.3: State/Union Territory-wise details of Medical Institutions existing/covered/reporting data on MCCD -2011

S.No.	States/UTs	Existing Allopathic Medical Institutions			Medical Institutions covered under MCCD			Medical Institutions Reported MCCD Data as per the National List for Tabulation		
		Rural	Urban	Total	Rural	Urban	Total	Rural	Urban	Total
	1	2	3	4	5	6	7	8	9	10
1	A & N Islands	25	5	30	25	5	30	25	5	30
2	Andhra Pradesh	1727	2251	3978	1727	2251	3978	5	613	618
3	Arunachal Pradesh	156	32	188	156	0	156	0	0	0
4	Assam	5374	267	5641	NA	NA	NA	NA	NA	NA
5	Bihar	432	1246	1678	0	6	6	0	6	6
6	Chandigarh	3	53	56	0	52	52	0	50	50
7	Chhattisgarh	5532	34	5566	20	47	67	20	47	67
8	D & N Haveli	7	1	8	7	1	8	0	0	0
9	Daman & Diu	6	7	13	6	7	13	0	0	0
10	Delhi ^	143	562	705	NA	NA	656	NA	NA	656
11	Goa	62	97	159	NA	NA	NA	NA	NA	NA
12	Gujarat	318	127	445	NA	NA	NA	NA	NA	NA
13	Haryana	448	1109	1557	0	1162	1162	0	452	452
14	Himachal Pradesh	533	78	611	88	43	131	60	39	99
15	Jammu & Kashmir	NA	NA	586	NA	NA	NA	NA	NA	NA
16	Jharkhand	NA	NA	NA	NA	NA	NA	NA	NA	NA
17	Karnataka	1710	1836	3546	23	1168	1191	23	1168	1191
18	Kerala	1158	497	1655	0	153	153	0	95	95
19	Lakshadweep	8	0	8	NA	NA	NA	NA	NA	NA
20	Madhya Pradesh	333	124	457	NA	NA	NA	NA	NA	NA
21	Maharashtra *	1813	55	1868	1	259	260	1	259	260
22	Manipur	84	30	114	20	18	38	11	10	21
23	Meghalaya	129	42	171	114	40	154	53	18	71
24	Mizoram	51	35	86	51	33	84	24	29	53
25	Nagaland	108	59	167	0	59	59	0	23	23
26	Odisha #	445	81	526	445	81	526	12	55	67
27	Puducherry	33	58	91	33	58	91	33	58	91
28	Punjab	586	328	914	181	291	472	18	246	264
29	Rajasthan *	1503	163	1666	1503	163	1666	0	126	126
30	Sikkim	22	9	31	22	9	31	19	9	28
31	Tamil Nadu	2894	2697	5591	2894	2697	5591	1302	2620	3922
32	Tripura	93	19	112	91	16	107	91	16	107
33	Uttar Pradesh	515	346	861	NA	NA	NA	NA	15	NA
34	Uttarakhand	87	260	347	1	14	15	1	14	15
35	West Bengal	1274	201	1475	1274	201	1475	948	44	992
	Total	27612	12709	40907	8682	8834	18172	2646	6017	9304

Note: 1. Existing number of Medical Institutions is not strictly comparable over the years, as uniform classification procedures for classifying hospitals are not being followed by States/UTs while reporting the details.

2. * Rural/Urban break-up has not been reported by States.

3. NA: Data not available

MCCD STATUS – STATE SCENARIO

2.4 The scheme of MCCD has been functioning at different levels of efficiency in various States/UTs. During 2011, 32 States/UTs (Appendix VI) reported the data on MCCD in the prescribed format. Statement 2.4 gives the number of registered deaths, medically certified deaths; and percentage of the latter to the former for the years 2009 to 2011 for States/UTs.

2.5 During the year 2011, marginal decrease in medically certified deaths to total registered deaths has been observed by 0.2 percentage point as compared to the year 2010. Five States/UTs which have reported a decline in absolute number of medically certified deaths in 2011 over the previous year are Andhra Pradesh, A&N Islands, Bihar, Meghalaya and Mizoram. This may be noted with concern that the States reporting decline are almost regular in supplying the data on MCCD and poor performance of these States made adversely affect the quality of analysis.

2.6 During the period 2009-2011, for Tripura, Manipur, Delhi, Goa, Chandigarh, Daman & Diu and Puducherry more than half of the registered deaths have been reported to be medically certified. The percentage of medical certification in Gujarat, Karnataka, Rajasthan, Sikkim, Uttarakhand and Puducherry has shown an increasing pattern during the said period. In eleven States/UTs namely, Andhra Pradesh, A & N Island, Assam, Chhattisgarh, Himachal Pradesh, Kerala, Madhya Pradesh, Maharashtra, Manipur, West Bengal and Tamil Nadu, the percentage of medically certified deaths has been fluctuating over these years rendering it difficult to search for a stable pattern of cause of death in these states.

**Statement 2.4: Percentage of Medical Certification in States/
UTs during 2009-2011**

S.No.	STATE/UNION TERRITORY	TOTAL REGISTERED DEATHS			MEDICALLY CERTIFIED DEATHS (TOTAL)			PERCENTAGE OF MEDICALLY CERTIFIED DEATHS TO TOTAL REGISTERED DEATHS		
		2009	2010	2011	2009	2010	2011	2009	2010	2011
1	2	3	4	5	6	7	8	9	10	11
1	Andhra Pradesh	434064	415050	420646	66967	74499	66442	15.4	17.9	15.8
2	A & N Islands	1899	2000	2073	917	834	765	48.3	41.7	36.9
3	Arunachal Pradesh	1580	2593	1560	NA	NA	507	-	-	32.5
4	Assam	99165	103943	111054	20416	13957	16160	20.6	13.4	14.6
5	Bihar	137801	108705	155176	15415	8404	7429	11.2	7.7	4.8
6	Chandigarh	14918	15105	15713	NA	NA	15713	-	-	100.0
7	Chhattisgarh	109230	115544	114842	9522	11314	9550	8.7	9.8	8.3
8	Dadra & Nagar Haveli	1201	1216	1302	NA	NA	629	-	-	48.3
9	Daman & Diu	1017	1012	1298	NA	NA	1269	-	-	97.8
10	Delhi	112013	124353	112142	67371	73917	63611	60.1	59.4	56.7
11	Goa	11858	12208	11326	11858	12208	11321	100.0	100.0	100.0
12	Gujarat	317985	323689	324080	56787	65062	70275	17.9	20.1	21.7
13	Haryana	141681	147113	153530	25464	26801	NA	18.0	18.2	-
14	Himachal Pradesh	42393	41798	42524	4663	5044	5014	11.0	12.1	11.8
15	Jammu & Kashmir	35997	35360	35425	NA	NA	244	-	-	0.7
16	Jharkhand	107940	107916	116615	538	142	412	0.5	-	0.4
17	Karnataka	373290	381743	384745	115433	121347	123221	30.9	31.8	32.0
18	Kerala	232020	238864	244295	25599	29239	29252	11.0	12.2	12.0
19	Lakshadweep	316	289	292	NA	NA	NA	-	-	-
20	Madhya Pradesh	322335	325118	351621	37499	40111	37131	11.6	12.3	10.6
21	Maharashtra	633206	663383	624791	212335	213826	215618	33.5	32.2	34.5
22	Manipur	4296	4157	4253	2106	2298	2215	49.0	55.3	52.1
23	Meghalaya	14842	13863	14848	5084	2600	1681	34.3	18.8	11.3
24	Mizoram	5942	5365	5484	2929	2582	2537	49.3	48.1	46.3
25	Nagaland	6465	6836	6961	245	195	162	3.8	2.9	2.3
26	Odisha	284146	278710	277484	34752	34741	33975	12.2	12.5	12.2
27	Puducherry	11681	12022	12078	6980	7240	7464	59.8	60.2	61.8
28	Punjab	185930	186519	187675	20504	20347	19920	11.0	10.9	10.6
29	Rajasthan	337248	370460	360560	32196	36965	42417	9.5	10.0	11.8
30	Sikkim	3125	3035	3094	1107	1145	1275	35.4	37.7	41.2
31	Tamil Nadu	447900	472450	476709	146461	142335	149946	32.7	30.1	31.5
32	Tripura	NA	7810	8911	NA	NA	4553	-	-	51.1
33	Uttarakhand	29696	29127	29300	3164	3441	3800	10.7	11.8	13.0
34	Uttar Pradesh	868240	813822	751596	NA	NA	NA	-	-	-
35	West Bengal	346630	319581	371079	19706	20302	21484	5.7	6.4	5.8
	Total	5678050	5690759	5735082	-	-	-	-	-	-
	Total MCCD Reporting State/UTs	4754781	4813552	4829664	946018	970896	965992	19.9	20.2	20.0

Note: N.A : Data not available

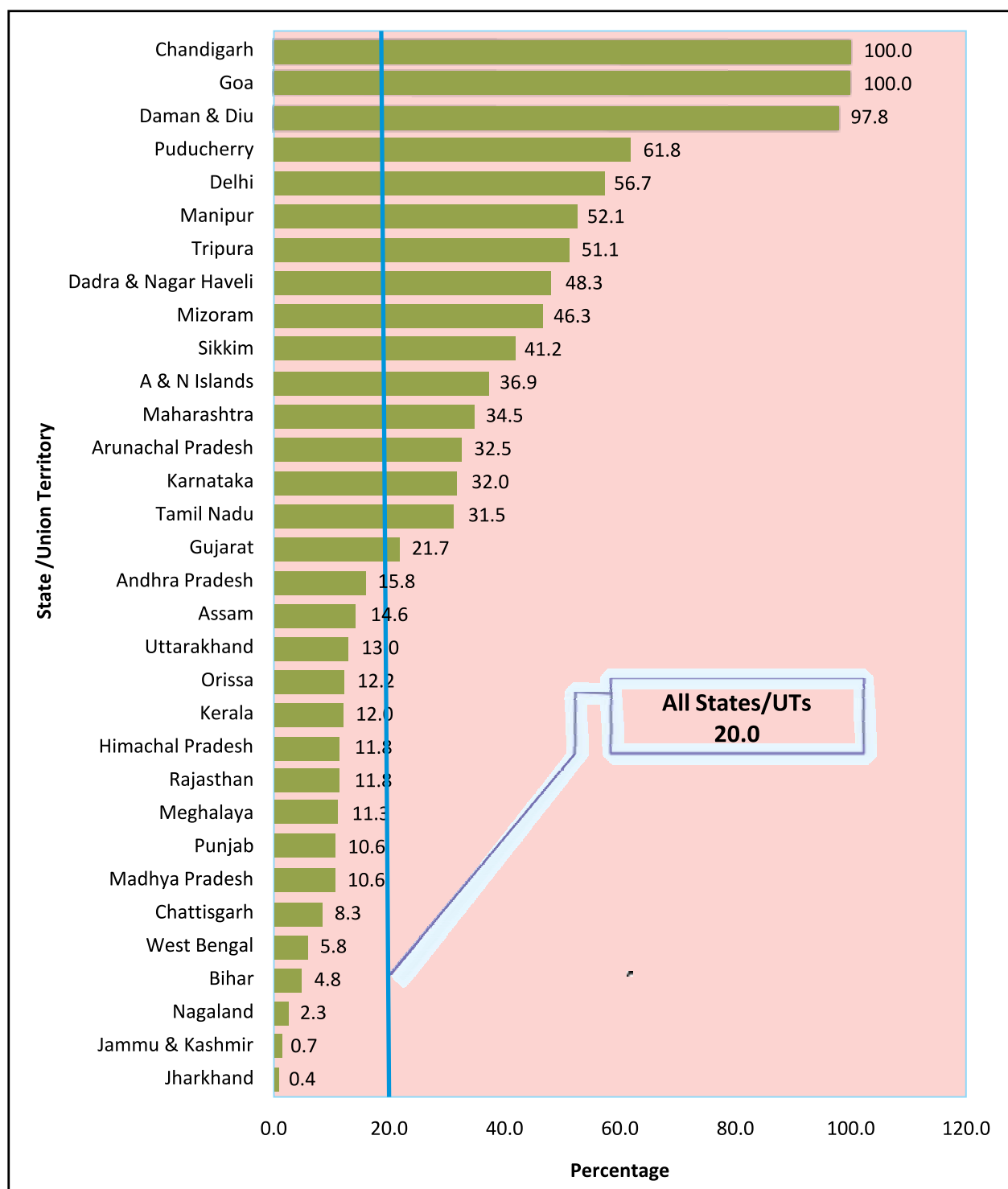
RANKING OF STATES/UNION TERRITORIES IN THE MCCD:

2.7 The ranking of States/UTs has been done on the basis of percentage of medically certified deaths to total registered deaths. During 2011, Chandigarh and Goa ranked first with cent per cent registered deaths as medically certified, followed by 97.8 per cent in Daman & Diu and 61.8 per cent in Puducherry. Amongst major States, the highest level of medical certification of cause of death has been observed in Maharashtra (34.5 per cent), which stands at the twelve rank. Chart 2.7 depicts the rank of the States/UTs in the medical certification.

Statement 2.7: Ranking of States/UTs in the medical certification of cause of death during 2011

S.No	State/Union Territory	Total Registered Deaths	Total Medically Certified Deaths	Percentage of Medically Certified Deaths to Total Registered Deaths	Rank of State/ Union Territory
	1	2	3	4	5
1	Andhra Pradesh	420646	66442	15.8	17
2	A & N Islands	2073	765	36.9	11
3	Arunachal Pradesh	1560	507	32.5	13
4	Assam	111054	16160	14.6	18
5	Bihar	155176	7429	4.8	29
6	Chandigarh	15713	15713	100.0	1
7	Chhattisgarh	114842	9550	8.3	27
8	D & N Haveli	1302	629	48.3	8
9	Daman & Diu	1298	1269	97.8	3
10	Delhi	112142	63611	56.7	5
11	Goa	11326	11321	100.0	2
12	Gujarat	324080	70275	21.7	16
13	Himachal Pradesh	42524	5014	11.8	22
14	Jammu & Kashmir	35425	244	0.7	31
15	Jharkhand	116615	412	0.4	32
16	Karnataka	384745	123221	32.0	14
17	Kerala	244295	29252	12.0	21
18	Madhya Pradesh	351621	37131	10.6	26
19	Maharashtra	624791	215618	34.5	12
20	Manipur	4253	2215	52.1	6
21	Meghalaya	14848	1681	11.3	24
22	Mizoram	5484	2537	46.3	9
23	Nagaland	6961	162	2.3	30
24	Odisha	277484	33975	12.2	20
25	Puducherry	12078	7464	61.8	4
26	Punjab	187675	19920	10.6	25
27	Rajasthan	360560	42417	11.8	23
28	Sikkim	3094	1275	41.2	10
29	Tamil Nadu	476709	149946	31.5	15
30	Tripura	8911	4553	51.1	7
31	Uttarakhand	29300	3800	13.0	19
32	West Bengal	371079	21484	5.8	28
	Total	4829664	965992	20.0	

Chart 2.7
State/UT wise Percentage of Medically Certified Deaths to Total Registered Deaths - 2011



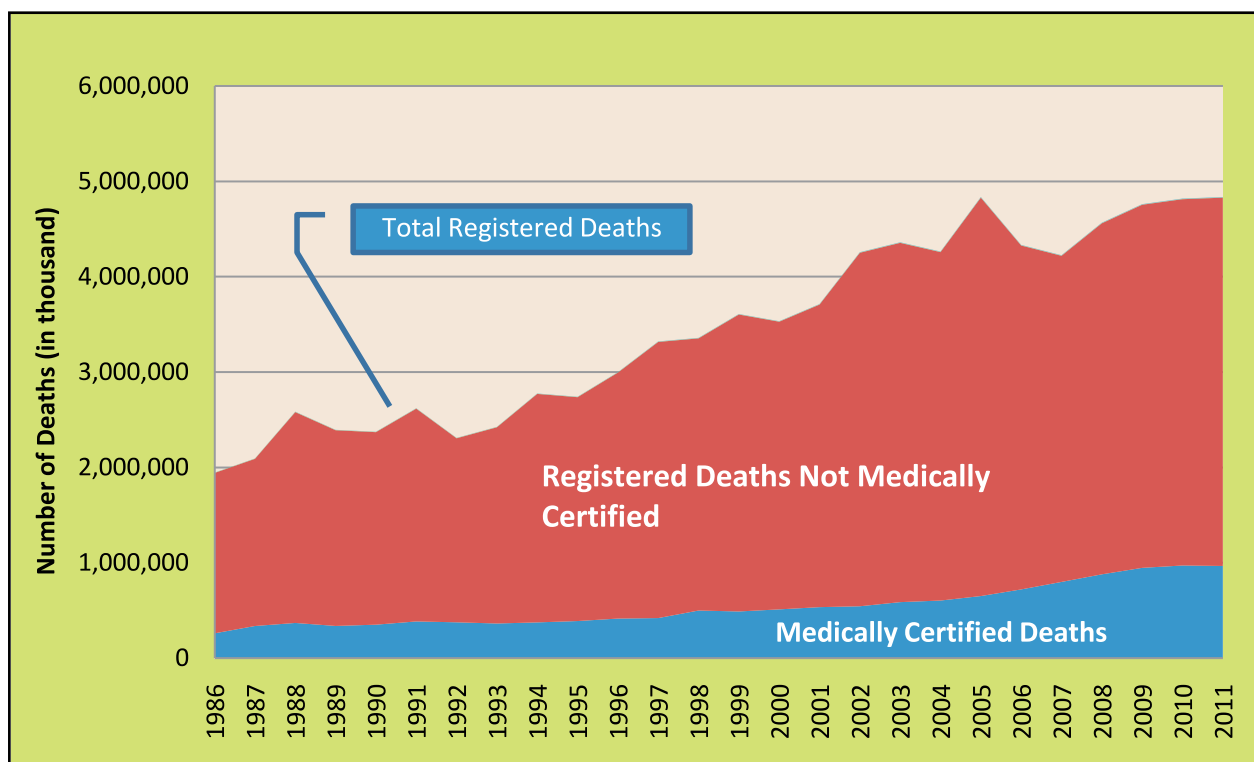
GROWTH IN THE MEDICAL CERTIFICATION OF CAUSE OF DEATH

2.8 The time series data on medical certification of cause of death for the years 1986 to 2011 reveals a significant long-term growth in absolute numbers of medically certified cases. Though there has been a consistent but slow increase in the number of States implementing the MCCD scheme. During these years, the share of medically certified deaths in total registered deaths has been hovering around 13.5–20.0 per cent. This is a serious cause of concern and entails proper prioritization in effective implementation of the scheme by the States/UTs. The growth in medical certification of cause of death during last 25 years is given in Statement 2.8 and is highlighted in Chart 2.8.

Statement 2.8: Growth in Medical Certification as a part of total registered deaths.

Years	No. of States/ UTs Reported Data	Total Number of Registered Deaths	No. of Medically Certified Deaths	Percentage of Medically Certified Deaths to Total Registered Deaths
1	2	3	4	5
1986	14	1941899	259370	13.5
1987	15	2089559	336055	16.3
1988	18	2579902	368315	14.4
1989	16	2389968	336736	15.8
1990	16	2369727	350099	14.6
1991	15	2616122	384235	14.7
1992	15	2305398	374839	13.7
1993	15	2420737	362581	12.7
1994	16	2770694	374141	13.4
1995	17	2736387	388201	14.2
1996	18	2994244	414279	13.2
1997	20	3316215	419353	13.0
1998	23	3353703	498586	14.9
1999	23	3603741	488619	13.6
2000	23	3528338	510580	14.5
2001	24	3708015	533920	14.4
2002	24	4251632	543391	12.8
2003	23	4355607	586700	13.5
2004	24	4258440	603260	14.2
2005	24	4829664	650507	13.5
2006	25	4327664	720047	16.6
2007	25	4219770	798546	18.9
2008	26	4560525	878339	19.3
2009	27	4755054	946018	19.9
2010	27	4813552	970896	20.2
2011	32	4829664	965992	20.0

Chart 2.8
Time Series on Medically Certified Deaths vis-a-vis Total Registered Deaths Reported for the Period 1986-2011



Note: The data in the above Statement may not be strictly comparable to that in earlier reports due to inclusion of basic data of Civil Registration System(CRS) and MCCD from 1986-1998.

XXX

CHAPTER - III

**DISTRIBUTION
OF
DEATHS BY CAUSE**

CHAPTER-III

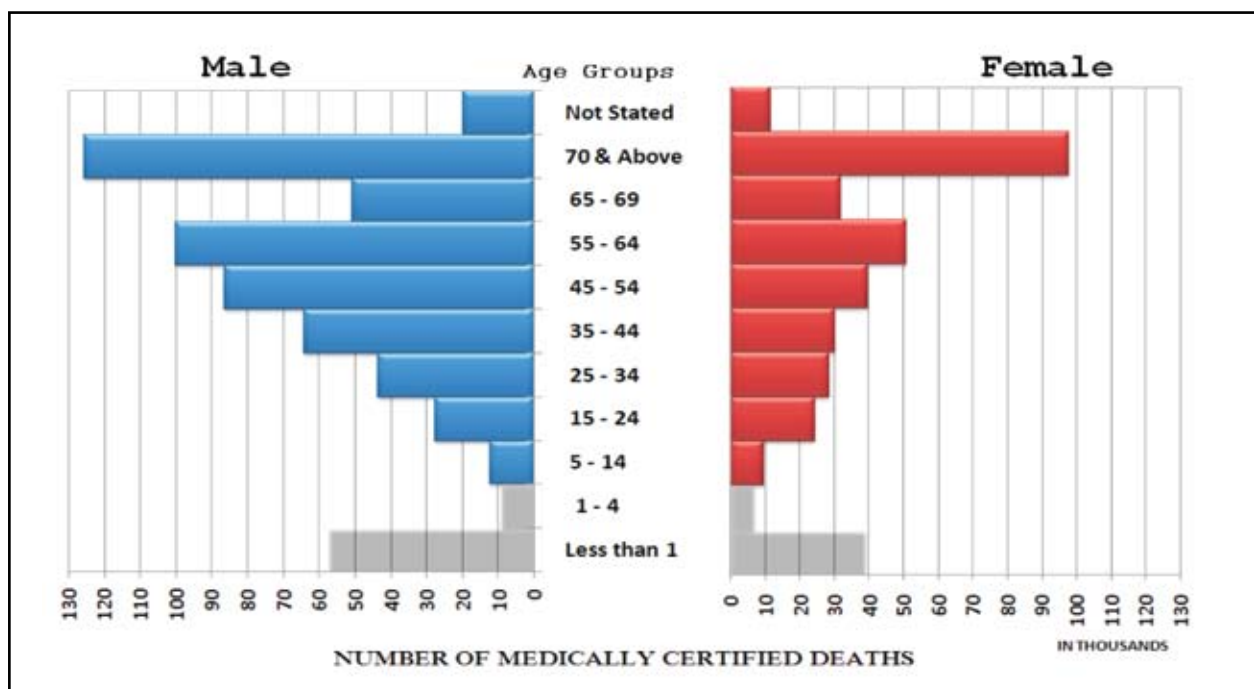
DISTRIBUTION OF DEATHS BY CAUSE

The data on MCCD has been presented as per the National List based on 10th revision of International Classification of Diseases (ICD-10), to facilitate meaningful comparison and drawing valid conclusions thereof. This Chapter aims at summarizing the findings of the data reported on medically certified deaths for 32 States/UTs by age, sex and major cause-groups. During 2011, a total of 9,65,992 medically certified deaths were reported, of which 5,95,784 and 3,70,208 pertained to males and females respectively. The age and sex distribution of such deaths is presented in the following Statement and is highlighted in Chart 3.1.

Statement 3.1: Age and sex distribution of Medically Certified Deaths – 2011

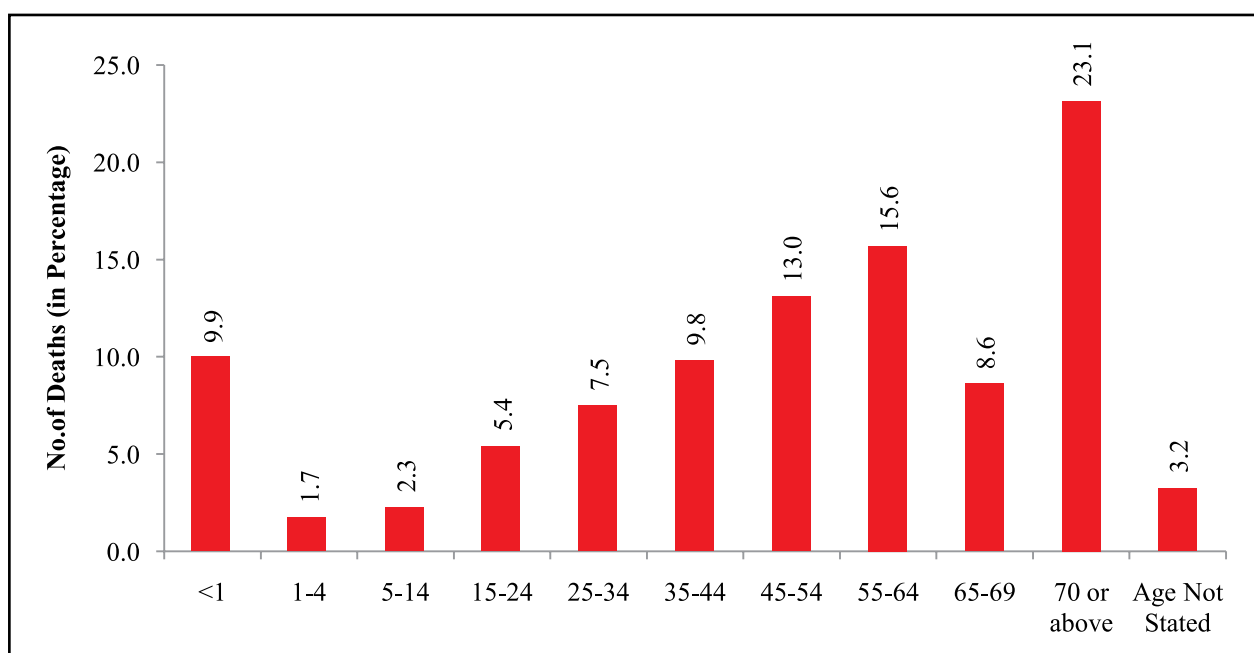
Age Group (In Years)	Male			Female			Total	
	Number of Medically Certified Deaths	Percentage to		Number of Medically Certified Deaths	Percentage to		Number of Medically Certified Deaths	Percentage to total medically certified deaths
		Total male deaths under MCCD	Total medically certified deaths		Total female deaths under MCCD	Total medically certified deaths		
1	2	3	4	5	6	7	8	9
<1	56948	9.6	5.9	38865	10.5	4.0	95813	9.9
1-4	9120	1.5	0.9	6992	1.9	0.7	16112	1.7
5-14	12217	2.1	1.3	9528	2.6	1.0	21745	2.3
15-24	27598	4.6	2.9	24434	6.6	2.5	52032	5.4
25-34	43430	7.3	4.5	28588	7.7	3.0	72018	7.5
35-44	64238	10.8	6.6	30276	8.2	3.1	94514	9.8
45-54	86182	14.5	8.9	39688	10.7	4.1	125870	13.0
55-64	99932	16.8	10.3	50798	13.7	5.3	150730	15.6
65-69	50730	8.5	5.3	31871	8.6	3.3	82601	8.6
70 or above	125517	21.1	13.0	97704	26.4	10.1	223221	23.1
Not Stated	19872	3.3	2.1	11464	3.1	1.2	31336	3.2
TOTAL	595784	100.0	61.7	370208	100.0	38.3	965992	100.0

Chart 3.1
Distribution of Reported Medically Certified Deaths in India by Age & Sex - 2011



3.2 The contribution of male and female deaths in the total medically certified cases were reported to be 61.7 per cent and 38.3 per cent respectively, with a sex ratio of females to males to be 621 per thousand. It seems that more males are admitted to hospital during last moments of life as compared to females. As per the compiled data, more number of people during old ages (70 years and above) get admitted in hospitals at the time of terminal illness than children and young age population and the same is depicted in Chart 3.2.

Chart 3.2
Distribution of Deaths by Age under MCCD -2011



3.3 The eight leading cause groups of deaths viz., *Diseases of the Circulatory System* (I00-I99), *Certain Infectious and Parasitic Diseases* (A00-B99), *Diseases of the Respiratory System* (J00-J98), *Injury, Poisoning and Certain Other Consequences of External Causes* (S00-T98), *Certain Conditions Originating in the Perinatal Period* (P00-P96), *Neoplasm*(C00-D48), *Diseases of Digestive System* (K00-K92) and *Symptoms, Sign and Abnormal Clinical & Laboratory Findings Not Elsewhere Classified* (R00-R99) taken together account for about 87.8 per cent of the total medically certified deaths as detailed in Statement 3.4.

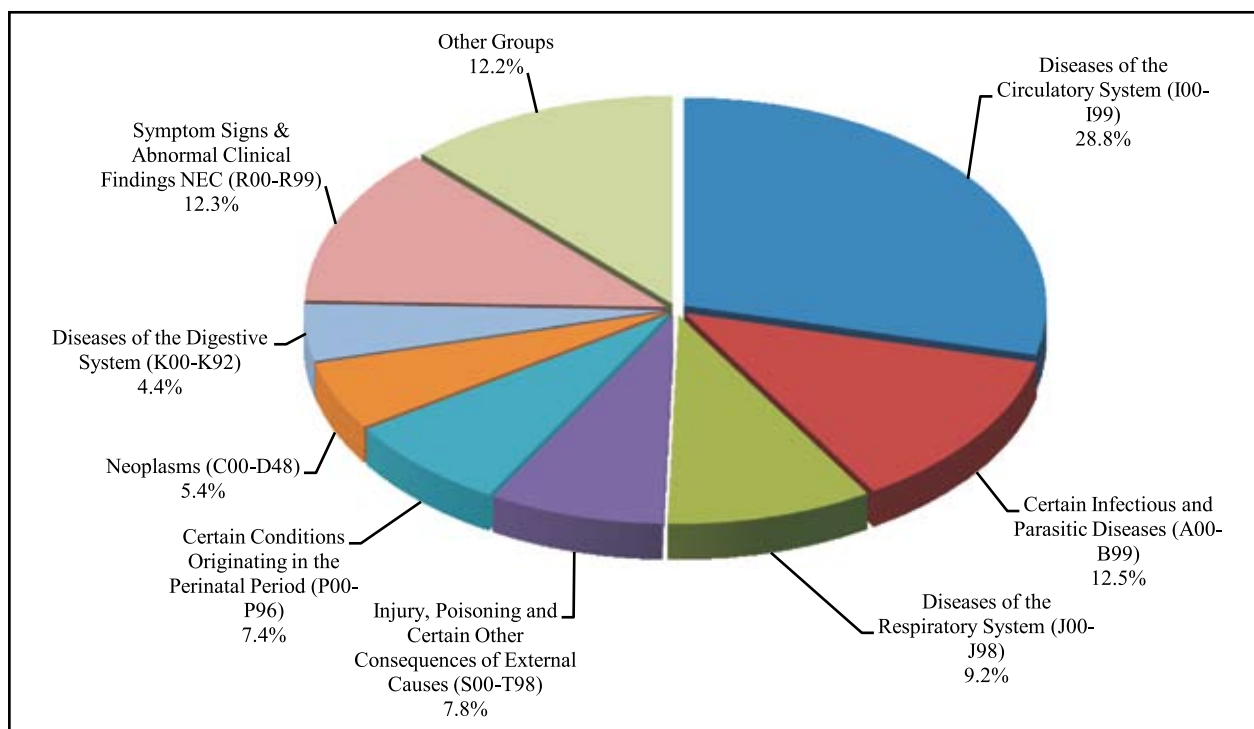
3.4 Among the leading cause groups, *Diseases of Circulatory System* constitute the maximum i.e. 28.8 per cent of total medically certified deaths, followed by '*Certain Infectious and Parasitic Diseases* (12.5 per cent). The *Diseases of Respiratory System* has contributed to 9.2 per cent of total medically certified deaths. The group of *Injury, Poisoning and Certain other Consequences of External Causes* constitute 7.8 per cent of total medically certified deaths, followed by 7.4 per cent due to *Certain Conditions Originating in Perinatal Period*. Neoplasms constitute 5.4 per cent, *Diseases of the Digestive System* constitute 4.4 per cent and *Symptom, Signs & Abnormal Clinical Findings Not Elsewhere classified*' constitute 12.3 per cent which consists of ill defined and unknown causes of mortality. Nearly every eight medically certified death has not been properly classified and hence put under the category '*Symptom, Signs & Abnormal Clinical Findings Not Elsewhere classified*'. In respect of these eight leading causes of death, the gender difference is not significant. However, the sex wise distribution of medically certified deaths shows that the percentages of male deaths to total male medically certified deaths are on a higher side, in case of *Certain Infectious and Parasitic Diseases* (A00-B99), *Injury, Poisoning and Certain other Consequences of External Causes* (S00-T98) and, *Diseases of the Respiratory System* (J00-J98) compared to corresponding female figures. The percentage distribution of medically certified deaths by leading cause groups is depicted in Chart 3.4.

Statement 3.4: Distribution of Medically Certified Deaths by Sex and Eight Leading Cause-Groups during 2011

S. No.	Major Cause Group	Male		Female		Total	
		Number	%	Number	%	Number	%
1	Diseases of the Circulatory System (I00-I99)	170030	28.5	108060	29.2	278090	28.8
2	Certain Infectious and Parasitic Diseases (A00-B99)	76732	12.9	43935	11.9	120667	12.5
3	Diseases of the Respiratory System (J00-J98)	55831	9.4	33138	9.0	88969	9.2
4	Injury, Poisoning and Certain Other Consequences of External Causes (S00-T98)	48238	8.1	27072	7.3	75310	7.8
5	Certain Conditions Originating in the Perinatal Period (P00-P96)	42957	7.2	28779	7.8	71736	7.4
6	Neoplasms (C00-D48)	29882	5.0	21828	5.9	51710	5.4
7	Diseases of Digestive System (K00-K92)	32938	5.5	9822	2.7	42760	4.4
8	Symptom Signs & Abnormal Clinical Findings NEC (R00-R99)	72928	12.2	46268	12.5	119196	12.3
	Other Groups	66248	11.1	51306	13.9	117554	12.2
	Total	595784	100.0	370208	100.0	965992	100.0

Note: *Symptoms Signs & Abnormal Clinical Findings NEC (R00-R99) was not properly diagnoses so it may not be considered as a third leading cause group.*

Chart 3.4
Percentage distribution of deaths under MCCD by leading cause groups - 2011



3.5 The percentage distribution of eight major cause groups of death for the period 1990 to 2011 is presented in the Statement 3.5. The data reveals that, since 1990, the group *Diseases of the Circulatory System* has not only occupied the position of *top-most killer*, but its percentage to total deaths has registered an increasing trend over the years. The increase in the share of deaths under this cause group by 4.6 percentage point in 2011 compared to 2000.

Statement 3.5: Percentage distribution of leading cause groups of deaths during 1990-2011

Year	Leading Major Cause Groups of Death									
	Disease of Circulatory System	Certain Infectious & Parasitic Diseases	Diseases of Respiratory System	Injury Poisoning & Certain Other Consequences of External Causes	Certain Conditions Originating in Perinatal Period	Neoplasms	Diseases of Digestive System	Symptoms, Signs & Abnormal Clinical & Laboratory Findings N.E.C.	Others	Total
1	2	3	4	5	6	7	8	9	10	11
1990	20.6	16.5	7.8	13.2	9.0	3.5	4.1	14.4	10.9	100.0
1991	21.1	17.0	8.1	11.2	8.7	3.7	4.3	14.5	11.4	100.0
1992	21.3	16.7	7.8	11.0	9.1	3.6	4.6	14.2	11.7	100.0
1993	21.6	17.3	7.7	11.2	9.2	3.6	4.6	12.6	12.2	100.0
1994	21.9	16.7	7.4	11.7	8.5	3.6	4.5	13.4	12.3	100.0
1995	21.4	16.2	7.3	12.1	8.2	3.4	4.6	14.6	12.2	100.0
1996	21.7	16.3	7.5	12.4	7.9	3.3	4.9	14.1	11.9	100.0
1997	22.2	15.7	7.1	12.1	8.8	3.2	4.8	14.2	11.9	100.0
1998	25.2	16.4	7.3	12.1	7.9	3.2	4.7	12.3	10.9	100.0
1999	23.8	14.7	7.7	13.0	7.5	3.6	4.2	14.6	10.9	100.0
2000	24.3	15.7	7.0	11.3	7.8	3.6	4.6	14.2	11.5	100.0
2001	27.5	14.6	8.9	11.6	6.9	3.7	4.3	10.8	11.7	100.0
2002	27.5	14.2	9.0	11.3	7.4	3.7	4.2	10.1	12.6	100.0
2003	26.6	14.4	9.6	10.8	6.9	3.9	4.3	10.5	13.0	100.0
2004	27.1	14.5	8.3	9.7	6.9	4.4	4.2	11.7	13.2	100.0
2005	27.5	14.7	8.7	9.3	6.6	4.3	4.0	11.7	13.1	100.0
2006	27.1	13.9	8.6	8.8	6.7	4.3	4.0	13.6	13.0	100.0
2007	26.9	13.8	8.2	9.2	7.4	4.3	4.1	13.8	12.2	100.0
2008	27.7	14.0	8.5	8.9	7.0	4.7	4.0	13.1	12.1	100.0
2009	30.6	12.8	8.6	7.3	7.2	4.6	3.8	12.8	12.0	100.0
2010	29.8	13.1	9.5	7.4	6.9	4.6	4.2	12.5	12.0	100.0
2011	28.9	12.5	9.2	7.8	7.4	5.4	4.4	12.4	12.5	100.0

Note: 1. Data in above table may not be strictly comparable over the reporting years due to switchover in the use of ICD-9 to ICD-10 in the ORGI in tabulation from 1999 and onward and basic data on MCCD for 1990-1998.

2. Others include the remaining major cause groups

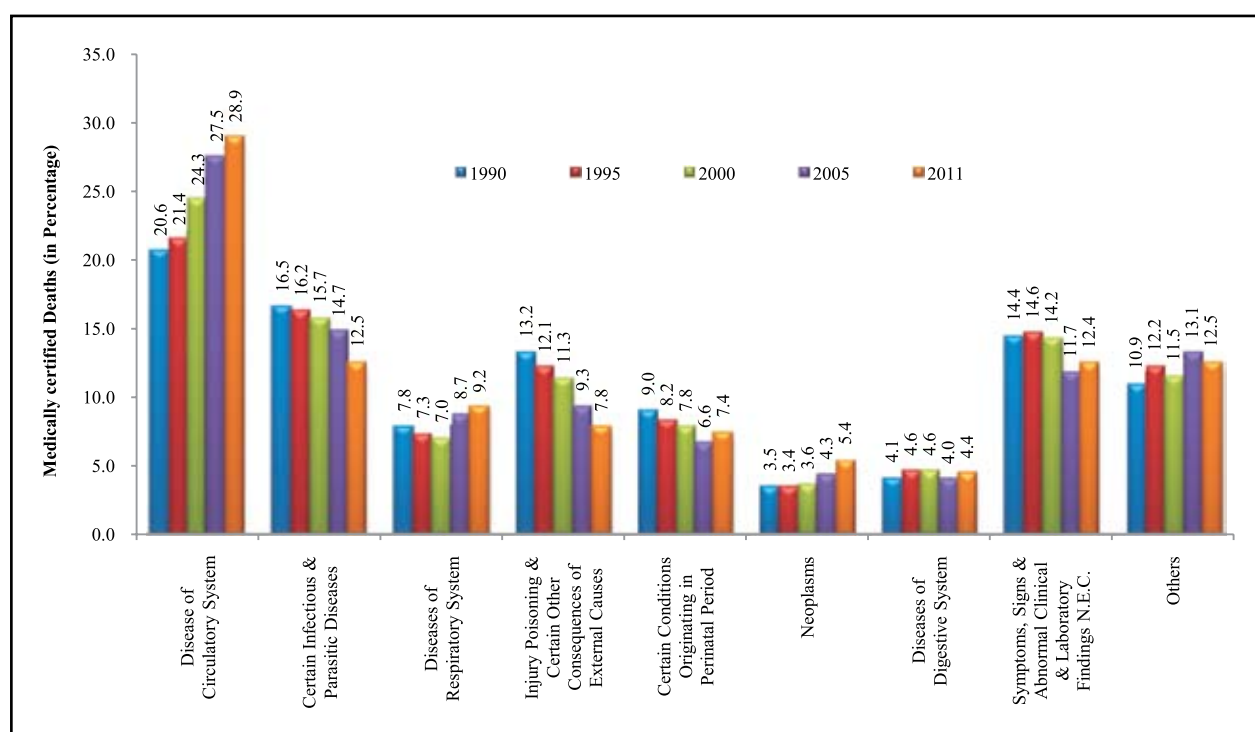
3.5.1 The share of medically certified deaths due to *Diseases of Respiratory System* has varied in the range of 7.0 per cent to 9.6 per cent during the period 1990 to 2011, thus accounting for around 7 to 10 deaths per hundred reported medically certified deaths. The proportion of deaths due to *Injury, Poisoning, and Certain other consequences of external causes* has exhibited a fluctuating pattern over the years. The percentage of deaths classified under the major group *Symptoms, Sign and Abnormal Clinical & Laboratory Findings, Not Elsewhere Classified* constitutes a significant share of more than ten per cent of medically certified deaths since 1990.

3.5.2 The group of *Diseases of Certain Conditions Originating in Perinatal Period*, which is the prime cause of deaths among infants, has shown more or less a declining trend in percentage terms over the years.

3.5.3 The deaths due to *Diseases of Digestive System (K00-K92)* with the share of 4.4 per cent have become the Seventh leading cause. The percentage of deaths due to *Neoplasms* has varied from 3.2 to 5.4 per cent over these years.

3.5.5 The chart 3.5 shows the percentage share of leading cause groups of death in MCCD for the years 1990, 1995, 2000, 2005 and 2011.

Chart3.5
Percentage Distribution of leading cause groups of deaths under MCCD over the years



3.6 The State/UT wise distribution of medically certified deaths by eight major cause groups is given in Statement 3.6. The institutions covered under the MCCD are mostly located in urban areas of the different States/UTs in view of the availability of requisite facilities for assigning cause of deaths. Consequently, the number of deaths reported therein may lack the representative character at the State level. Moreover, owing to wide variation between the level of medical certification and registration of deaths across the States, any inter-state comparative analysis of major determinants of deaths will have limitations. However, an attempt has been made to present the comparative situations of major cause groups, based upon medically certified deaths reported by different States/UTs, as their number is reasonably adequate to throw valuable insight into deaths by various cause groups and their gravity.

3.6.1 As depicted in the Statement 3.6, more than thirty per cent of total medically certified deaths reported from each of the nine States/UTs namely, Andhra Pradesh, A & N Islands, D & N Haveli, Goa, Jharkhand, Karnataka, Kerala, Maharashtra, Punjab and Tamil Nadu belong to the cause group *Diseases of Circulatory System*. In Jharkhand, as high as 60.0 per cent of deaths (more than half of the deaths), have been reported to be medically certified as Circulatory System deaths as against Assam which has reported as low as 8.1 per cent (nearly 1 out of 12 deaths) with the corresponding figure for all reporting States taken together to be 28.8 per cent (nearly 3 out of 10 deaths).

3.6.2 The group *Certain Infectious & Parasitic Diseases* constitutes 12.5 per cent of medically certified deaths for all the reporting States taken together. Its share in total medically certified deaths of Jammu & Kashmir is as high as 23.8 per cent in 2011. The abnormally high percentage of these deaths reported in Jammu & Kashmir, may be due to very small number of medically certified deaths in the State. In States/UTs like Arunachal Pradesh, Assam, Bihar, Chandigarh, Delhi, Maharashtra, Manipur, Meghalaya, Mizoram, Odisha, Puducherry, Tripura, Uttarakhand and West Bengal, the share of deaths under this cause group ranges between 15.1 to 21.7 per cent.

3.6.3 The share of major cause group *Injury, Poisoning and Certain other Consequences of External Causes* is more than 10 per cent in case of eight States/UTs, viz. Assam, Chandigarh, D & N Haveli, Daman & Diu, Karnataka, Nagaland, Odisha and Sikkim in their respective totals of medically certified deaths.

**Statement 3.6: State/UT-wise Distribution of Medically Certified Deaths by
8 Leading Cause-Groups – 2011**

State/UTs	Major Cause Group										Total (Col 10+11)
	Top 8 Major Groups									Others Groups	
	Disease of Circulatory System	Certain Infectious & Parasitic Diseases	Diseases of Respiratory System	Injury Poisoning & Certain Other Consequences of External Causes	Certain Conditions Originating in Perinatal Period	Neoplasms	Diseases of Digestive System	Symptoms, Signs & Abnormal Clinical & Laboratory Findings N.E.C.	Sub-Total (Col2+3+4+5+6+7+8+9)		
1	2	3	4	5	6	7	8	9	10	11	12
Andhra Pradesh	42.3	13.5	8.0	7.2	5.7	1.5	2.7	9.3	90.2	9.8	100.0
A & N Islands	33.1	12.0	7.8	4.1	6.0	2.1	6.7	1.7	73.5	26.5	100.0
Arunachal Pradesh	23.9	19.9	7.7	1.4	7.7	9.7	15.6	2.4	88.2	11.8	100.0
Assam	8.1	19.5	13.3	12.4	8.3	13.7	7.7	0.0	83.1	16.9	100.0
Bihar	21.2	20.9	8.5	6.8	7.8	1.9	7.3	4.5	78.9	21.1	100.0
Chandigarh	14.6	19.6	9.5	11.3	11.4	5.1	9.6	4.5	85.6	14.4	100.0
Chhattisgarh	18.1	14.3	8.4	8.5	15.1	2.6	4.2	10.2	81.5	18.5	100.0
D & N Haveli	31.5	8.1	3.0	17.2	0.8	0.0	0.0	39.4	100.0	0.0	100.0
Daman & Diu	14.2	1.3	34.6	34.4	0.6	2.5	2.6	0.0	90.1	9.9	100.0
Delhi	13.3	16.7	6.2	4.4	3.2	14.6	4.2	27.2	89.8	10.2	100.0
Goa	37.7	5.5	10.3	7.3	1.4	7.3	7.9	13.9	91.3	8.7	100.0
Gujarat	22.7	14.9	8.3	7.5	5.4	5.7	3.8	22.0	90.3	9.7	100.0
Himachal Pradesh	13.4	13.5	21.3	7.4	10.1	2.9	5.4	5.3	79.2	20.8	100.0
Jammu & Kashmir	11.5	23.8	11.1	1.2	0.0	29.1	17.6	0.0	94.3	5.7	100.0
Jharkhand	60.0	12.6	5.1	1.7	0.2	1.0	4.6	6.8	92.0	8.0	100.0
Karnataka	30.0	10.7	7.9	11.2	9.3	6.2	6.6	1.3	83.1	16.9	100.0
Kerala	31.8	6.6	12.0	4.3	3.8	14.3	7.2	1.6	81.5	18.5	100.0
Madhya Pradesh	17.7	8.5	3.6	6.8	20.0	1.0	1.6	26.6	85.8	14.2	100.0
Maharashtra	31.1	15.1	10.7	7.7	3.9	5.4	4.3	11.3	89.6	10.4	100.0
Manipur	27.7	16.1	11.2	8.4	3.3	4.2	11.4	5.8	87.9	12.1	100.0
Meghalaya	14.5	19.9	8.0	5.4	10.6	6.7	10.2	10.6	86.1	13.9	100.0
Mizoram	12.1	21.7	15.1	3.5	9.1	9.0	10.1	4.1	84.8	15.2	100.0
Nagaland	18.5	8.0	13.0	10.5	4.9	4.3	13.0	0.0	72.2	27.8	100.0
Odisha	19.0	16.0	6.4	10.2	14.9	3.7	5.4	7.6	83.1	16.9	100.0
Puducherry	23.1	17.1	10.9	6.2	12.0	3.7	3.7	12.5	89.2	10.8	100.0
Punjab	31.0	10.3	11.4	9.2	5.5	3.6	7.9	8.1	87.0	13.0	100.0
Rajasthan	19.5	13.7	16.7	9.9	24.2	1.5	1.9	4.3	91.7	8.3	100.0
Sikkim	23.0	13.9	11.1	14.5	6.7	4.5	13.2	2.4	89.3	10.7	100.0
Tamil Nadu	40.3	5.9	7.6	6.5	5.0	3.2	2.1	20.4	91.0	9.0	100.0
Tripura	28.1	16.9	19.2	3.8	1.5	2.4	0.5	21.1	93.4	6.6	100.0
Uttarakhand	14.2	15.9	13.2	9.0	4.9	4.8	10.4	8.4	80.9	19.1	100.0
West Bengal	29.9	17.9	11.0	2.7	10.1	2.3	7.4	2.3	83.7	16.3	100.0
All States/UTs (Total)	28.8	12.5	9.2	7.8	7.4	5.4	4.4	12.3	87.8	12.2	100.0

3.6.4 D & N Haveli has reported 39.4 per cent of its total medically certified deaths under the cause group *Symptoms, Signs & Abnormal Clinical & Laboratory Findings Not Elsewhere Classified*, followed by 27.2 and 26.6 per cent in Delhi and Madhya Pradesh respectively. Such a high percentage of deaths reported under the category, especially in the States/UTs mentioned above, clearly suggest the need to enhance the awareness among the medical and statistical professionals involved in the scheme of MCCD, about the importance of proper classification and coding.

3.6.5 The group, *Diseases of Respiratory System* constitutes 10 per cent or more of medically certified deaths in seventeen States viz. Assam, Daman & Diu, Goa, Himachal Pradesh, Jammu & Kashmir, Kerala, Maharashtra, Manipur, Mizoram, Nagaland, Puducherry, Punjab, Rajasthan, Sikkim, Tripura, Uttarakhand and West Bengal.

3.6.6 The percentage of medically certified deaths due to *Certain Conditions Originating in the Perinatal Period* is in the range of 10 to 20 per cent in nine States/UTs namely Chandigarh, Chhattisgarh, Himachal Pradesh, Madhya Pradesh, Meghalaya, Odisha, Puducherry, Rajasthan and West Bengal. Rajasthan reported highest, 24.2 per cent of deaths under this category whereas in other States/UTs, it is less than 10 per cent.

3.6.7 The share of medically certified deaths due to *Diseases of Digestive System* exceeded 10 per cent of the total medically certified deaths in eight States/UTs of Arunachal Pradesh, Jammu & Kashmir, Manipur, Meghalaya, Mizoram, Nagaland, Sikkim and Uttarakhand.

3.6.8 The percentage share of *Neoplasms* deaths is highest 29.1 per cent in case of medically certified deaths reported from Jammu and Kashmir. Dadra and Nagar Haveli has reported nil deaths under this category followed by Jharkhand and Madhya Pradesh (1.0 per cent) in respective State's total medical certification of death.

LEADING CAUSES OF DEATHS

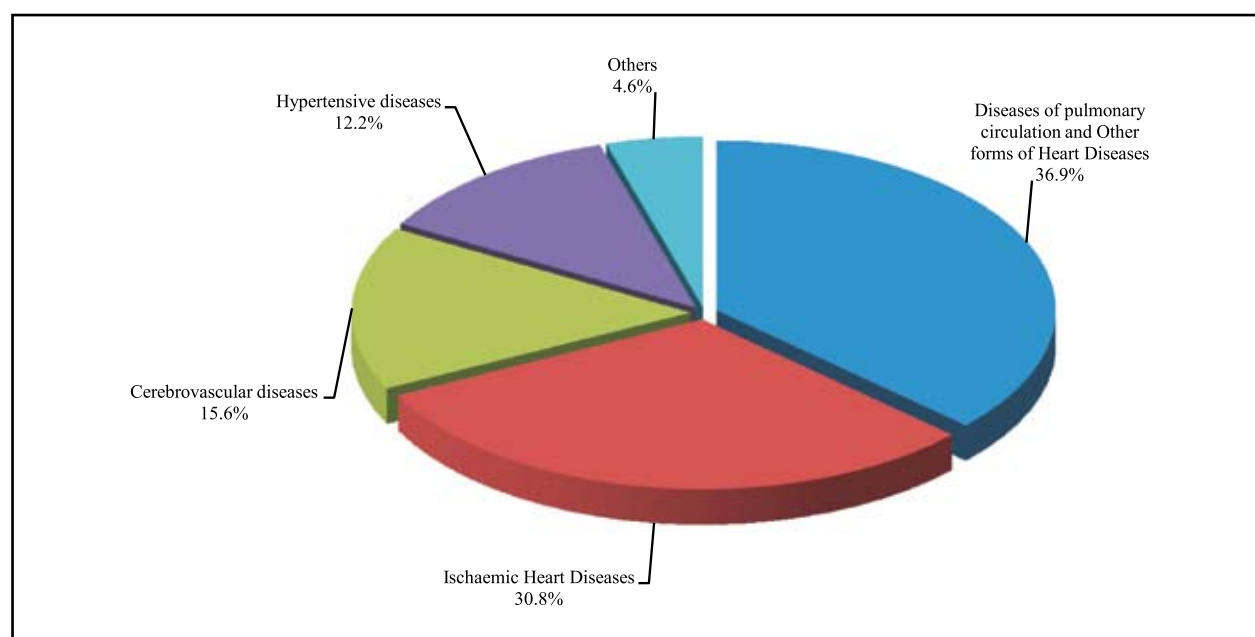
3.7 Diseases of the Circulatory System (IX): It is the **topmost** ranking major group of diseases, constituting 28.8 per cent of total medically certified deaths. It accounts for 28.5 and 29.2 per cent respectively in males and female deaths in their totals of medically certified deaths. The distribution of major components under this cause group is presented in Statement 3.7.1 and is depicted in Chart 3.7.1.

Statement 3.7.1: Distribution of major causes of deaths among diseases of Circulatory System under MCCD – 2011

S.No	Cause of Death	Male		Female		Total		% to Total Medically Certified Deaths
		Number	%	Number	%	Number	%	
1	Diseases of pulmonary circulation and Other forms of Heart Diseases	62284	36.6	40267	37.3	102551	36.9	10.6
2	Ischaemic Heart Diseases	53867	31.7	31654	29.3	85521	30.8	8.9
3	Cerebrovascular diseases	27067	15.9	16367	15.1	43434	15.6	4.5
4	Hypertensive diseases	19629	11.5	14236	13.2	33865	12.2	3.5
5	Others	7183	4.2	5536	5.1	12719	4.6	1.3
	Total Medically Certified Deaths due to Diseases of Circulatory System	170030	100.0	108060	100.0	278090	100.0	28.8
	Deaths due to Diseases of Circulatory System as Percentage to total Medically Certified Deaths	-	28.5	-	29.2	-	28.8	-

3.7.1 The sub-groups ‘Diseases of Pulmonary Circulation and other forms of Heart diseases’ and ‘Ischaemic Heart Diseases (IHD)’ are reported to be the top two leading causes of deaths constituting 36.9 and 30.8 per cent respectively. Cerebrovascular diseases and Hypertensive diseases have constituted 15.6 and 12.2 per cent of total deaths reported under this major group respectively. The percentages of female deaths due to ‘Cerebrovascular diseases’ and ‘Hypertensive diseases’ to total female circulatory system deaths are 15.1 and 13.2 respectively. Hypertensive diseases are on a higher side as compared to corresponding percentages of male deaths i.e. 11.5.

Chart3.7.1
Percentage distribution of Medically certified deaths due to Diseases of Circulatory System - 2011

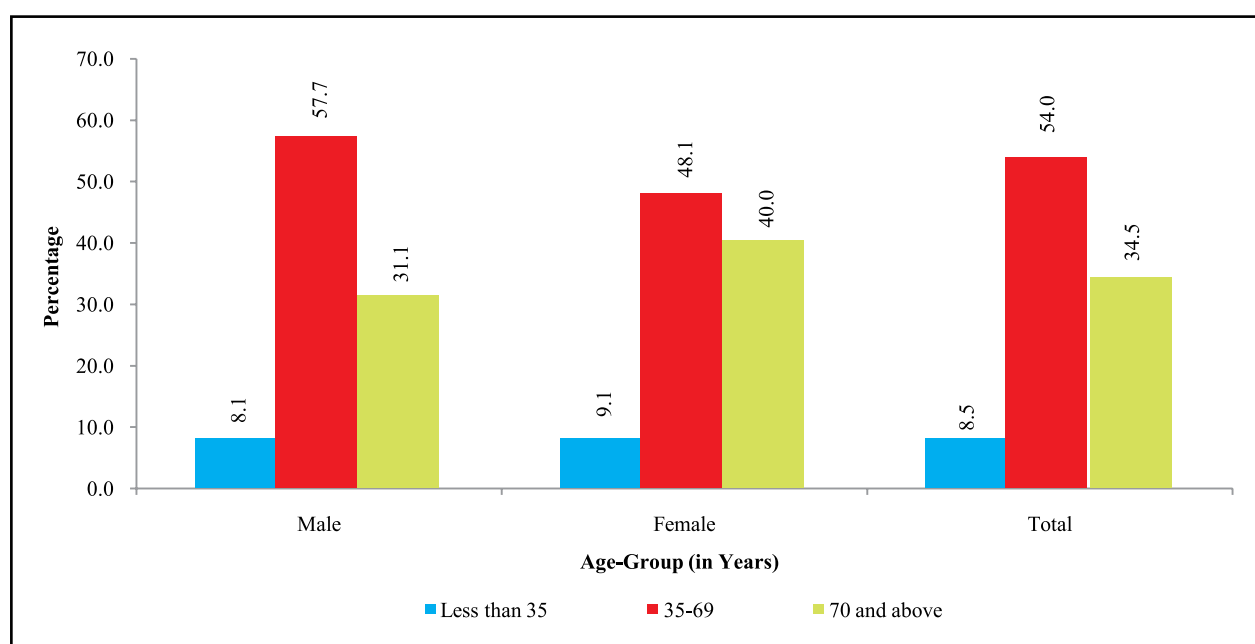


3.7.2 The age distribution of medically certified deaths due to *Diseases of Circulatory System* has been given in Statement 3.7.2 and highlighted in Chart 3.7.2. The age distribution under this cause group is in consonance with the general epidemiology of Circulatory System Death which increases with age.

Statement 3.7.2: Age distribution of deaths due to diseases of Circulatory System under MCCD – 2011

S.No.	Age Group (in Years)	Male		Female		Total	
		Number	Percentage	Number	Percentage	Number	Percentage
1	<1	830	0.5	603	0.6	1433	0.5
2	1-4	1585	0.9	1180	1.1	2765	1.0
3	5-14	1541	0.9	1205	1.1	2746	1.0
4	15-24	3196	1.9	2607	2.4	5803	2.1
5	25-34	6637	3.9	4260	3.9	10897	3.9
6	35-44	14257	8.4	6702	6.2	20959	7.5
7	45-54	26931	15.8	12740	11.8	39671	14.3
8	55-64	37479	22.0	19371	17.9	56850	20.4
9	65-69	19449	11.4	13180	12.2	32629	11.7
10	70 or above	52817	31.1	43201	40.0	96018	34.5
11	Not Stated	5308	3.1	3011	2.8	8319	3.0
	TOTAL	170030	100.0	108060	100.0	278090	100.0

Chart 3.7.2
Age distribution of deaths due to "Diseases of Circulatory System"
under MCCD- 2011

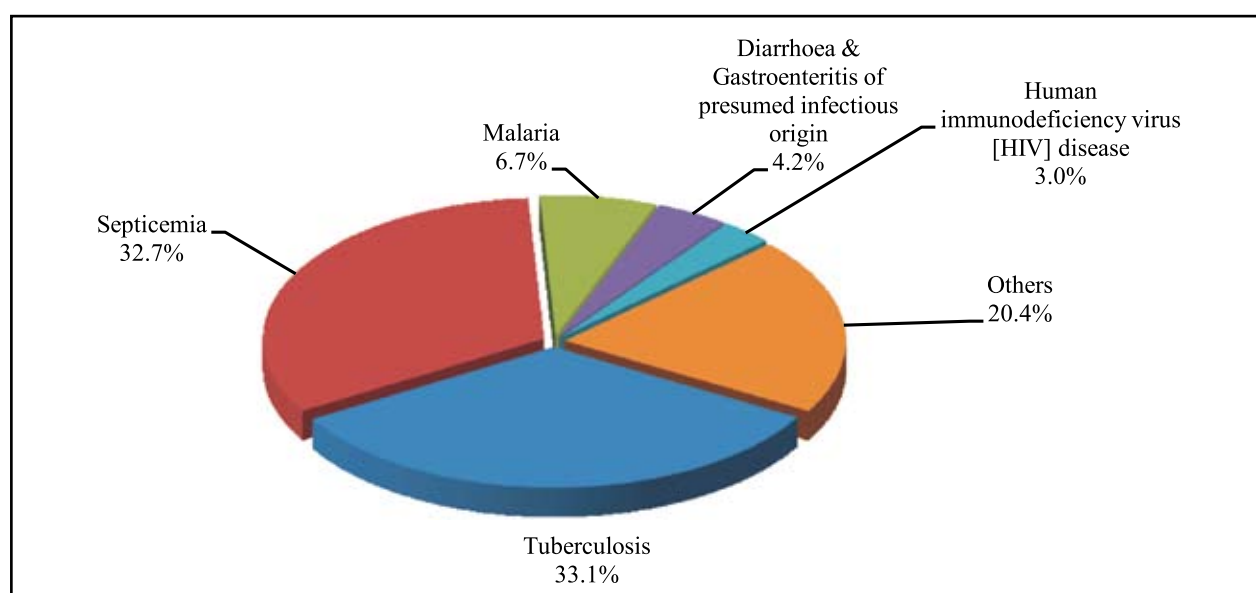


3.8 Certain Infectious and Parasitic Diseases (I): It is the **second** leading cause group of diseases accounting for 12.5 per cent of total medically certified deaths, which constitutes 12.9 per cent of male and 11.9 per cent of female medically certified deaths of their respective totals. The distribution of major components under this cause group is shown in the Statement 3.8.1 and is depicted in Chart 3.8.1.

Statement 3.8.1: Distribution of Major causes of deaths among Certain Infectious and Parasitic Diseases under MCCD – 2011

S. No.	Cause of Death	Male		Female		Total		% to Total Medically Certified Deaths
		Number	%	Number	%	Number	%	
1	Tuberculosis	27505	35.8	12430	28.3	39935	33.1	4.1
2	Septicemia	23042	30.0	16366	37.3	39408	32.7	4.1
3	Malaria	4978	6.5	3129	7.1	8107	6.7	0.8
4	Diarrhoea & Gastroenteritis of presumed infectious origin	2946	3.8	2106	4.8	5052	4.2	0.5
5	Human immunodeficiency virus [HIV] disease	2453	3.2	1123	2.6	3576	3.0	0.4
6	Others	15808	20.6	8781	20.0	24589	20.4	2.5
	Total Medically Certified Deaths due to Infectious & Parasitic Disease	76732	100.0	43935	100.0	120667	100.0	12.5
	Deaths due to Infectious & Parasitic Diseases as Percentage to total Medically Certified Deaths	-	12.9	-	11.9	-	12.5	-

Chart 3.8.1
Percentage distribution of Medically certified deaths due to Infectious & Parasitic Diseases - 2011



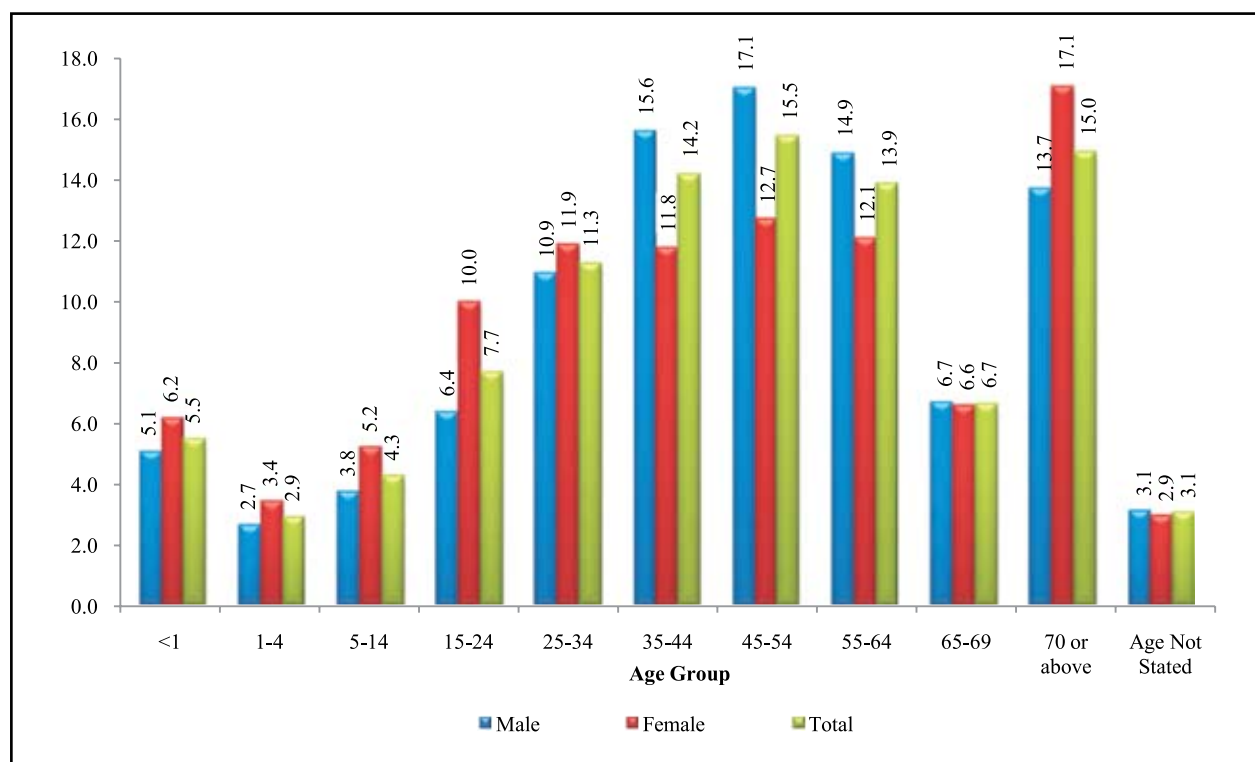
3.8.1 Among the *Certain Infectious and Parasitic Diseases*, Tuberculosis and Septicemia constitute 33.1 per cent and 32.7 percent respectively. Under this major group, percentage of tuberculosis deaths in females is 28.3 per cent as against 35.8 per cent for males out of their respective totals. The share of 'Malaria', 'Diarrhea & Gastroenteritis of presumed infectious origin' and 'HIV diseases' in the total deaths under this group are 6.7, 4.2 and 3.0 per cent respectively.

3.8.2 As shown in the Statement 3.8.2, the highest incidence of deaths (15.5 per cent) is reported for the age group 45-54, closely followed by age groups 70 or above year (15.0 per cent), 35-44 years (14.2 per cent) and 55-64 years (13.9 per cent). The age-group 15-64 years has contributed to around 62.6 per cent of the total deaths under the cause group *Certain Infectious and Parasitic Diseases*. Age distribution of deaths due to certain infectious and parasitic diseases is presented in chart 3.8.2.

Statement 3.8.2: Age distribution of deaths due to Certain Infectious and Parasitic diseases under MCCD – 2011

S.No.	Age Group	Male		Female		Total	
	(in Years)	Number	%	Number	%	Number	%
1	<1	3901	5.1	2721	6.2	6622	5.5
2	1-4	2041	2.7	1504	3.4	3545	2.9
3	5-14	2878	3.8	2287	5.2	5165	4.3
4	15-24	4902	6.4	4392	10.0	9294	7.7
5	25-34	8399	10.9	5229	11.9	13628	11.3
6	35-44	11994	15.6	5185	11.8	17179	14.2
7	45-54	13086	17.1	5594	12.7	18680	15.5
8	55-64	11449	14.9	5326	12.1	16775	13.9
9	65-69	5144	6.7	2894	6.6	8038	6.7
10	70 or above	10547	13.7	7510	17.1	18057	15.0
11	Not Stated	2391	3.1	1293	2.9	3684	3.1
	TOTAL	76732	100.0	43935	100.0	120667	100.0

Chart 3.8.2
Age distribution of deaths due to "Certain Infectious & Parasitic Diseases"
under MCCD - 2011



3.9 Diseases of the Respiratory System (X): The major group of *Diseases of Respiratory System* is the **third** leading cause, responsible for 9.2 per cent of the total medically certified deaths. This has contributed to 9.4 per cent of male and 9.0 per cent of female deaths. The distribution of chief constituents of the major cause group is given Statement 3.9.1.

Statement 3.9.1: Distribution of deaths due to diseases of Respiratory System under MCCD – 2011

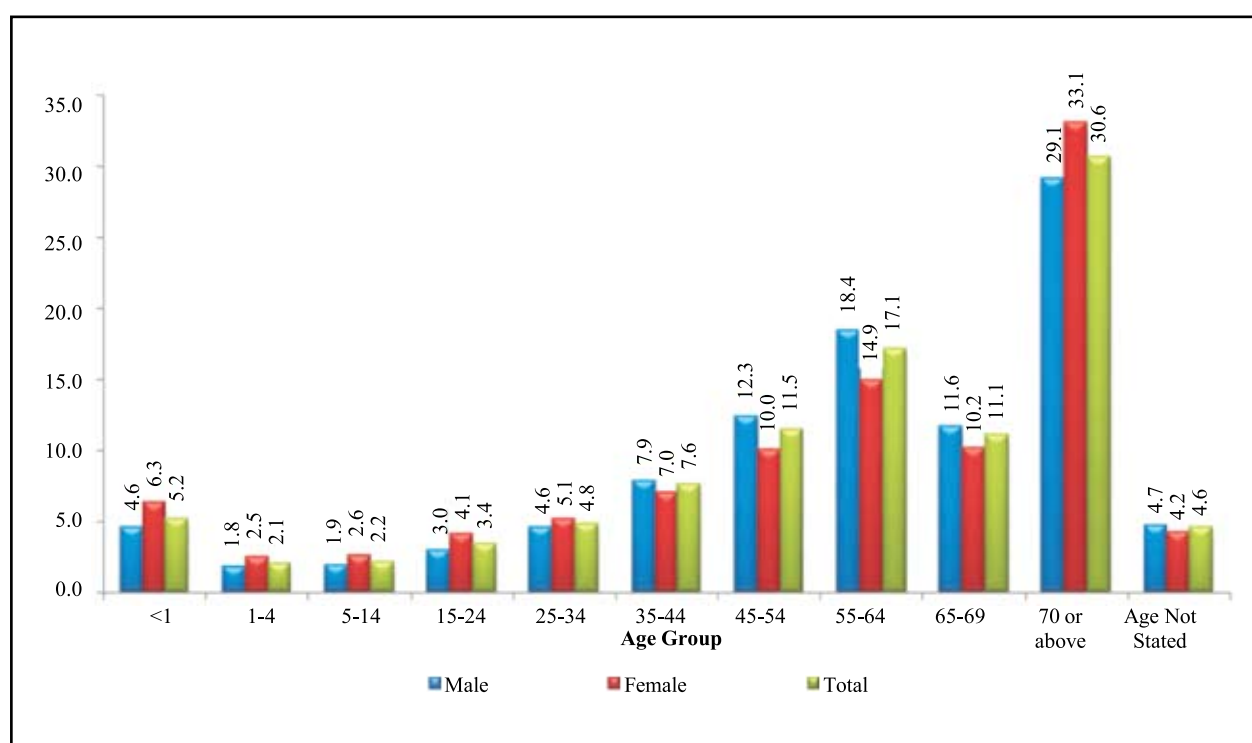
S.No.	Cause of Death	Male		Female		Total		% to Total Medically Certified Deaths
		Number	%	Number	%	Number	%	
1	Pneumonia	11669	20.9	7657	23.1	19326	21.7	2.0
2	Asthma	4451	8.0	3168	9.6	7619	8.6	0.8
3	Bronchitis, chronic and unspecified, emphysema	1645	2.9	824	2.5	2469	2.8	0.3
4	Acute bronchitis and acute bronchiolitis	954	1.7	690	2.1	1644	1.8	0.2
5	Pleurisy	617	1.1	388	1.2	1005	1.1	0.1
6	Others	36495	65.4	20411	61.6	56906	64.0	5.9
	Total Medically Certified Deaths due to Diseases of Respiratory System	55831	100.0	33138	100.0	88969	100.0	9.2
	Deaths due to Disease of Respiratory System as Percentage to total Medically Certified Deaths	-	9.4	-	9.0	-	9.2	-

3.9.1 Pneumonia, an inflammatory illness of the lung and a leading cause of death among the elderly and children less than five years, has caused 21.7 out of every hundred reported deaths under the major cause- group. It is followed by Asthma causing about every 8.6 deaths. Furthermore, Pneumonia alone constitutes 2.0 per cent of the total medically certified deaths with the corresponding share of Asthma being 0.8 per cent. The age composition of deaths due to *Diseases of Respiratory System* is presented in Statement 3.9.2 and is highlighted in Chart 3.9.1.

Statement 3.9.2: Age distribution of deaths due to diseases of Respiratory System under MCCD – 2011

S.No.	Age Group (in Years)	Male		Female		Total	
		Number	Percentage	Number	Percentage	Number	Percentage
1	<1	2544	4.6	2075	6.3	4619	5.2
2	1-4	1023	1.8	827	2.5	1850	2.1
3	5-14	1088	1.9	861	2.6	1949	2.2
4	15-24	1674	3.0	1357	4.1	3031	3.4
5	25-34	2550	4.6	1700	5.1	4250	4.8
6	35-44	4401	7.9	2329	7.0	6730	7.6
7	45-54	6894	12.3	3317	10.0	10211	11.5
8	55-64	10272	18.4	4942	14.9	15214	17.1
9	65-69	6478	11.6	3364	10.2	9842	11.1
10	70 or above	16265	29.1	10958	33.1	27223	30.6
11	Not Stated	2642	4.7	1408	4.2	4050	4.6
	TOTAL	55831	100.0	33138	100.0	88969	100.0

Chart 3.9.1
Age distribution of deaths due to “Diseases of Respiratory System” under MCCD - 2011



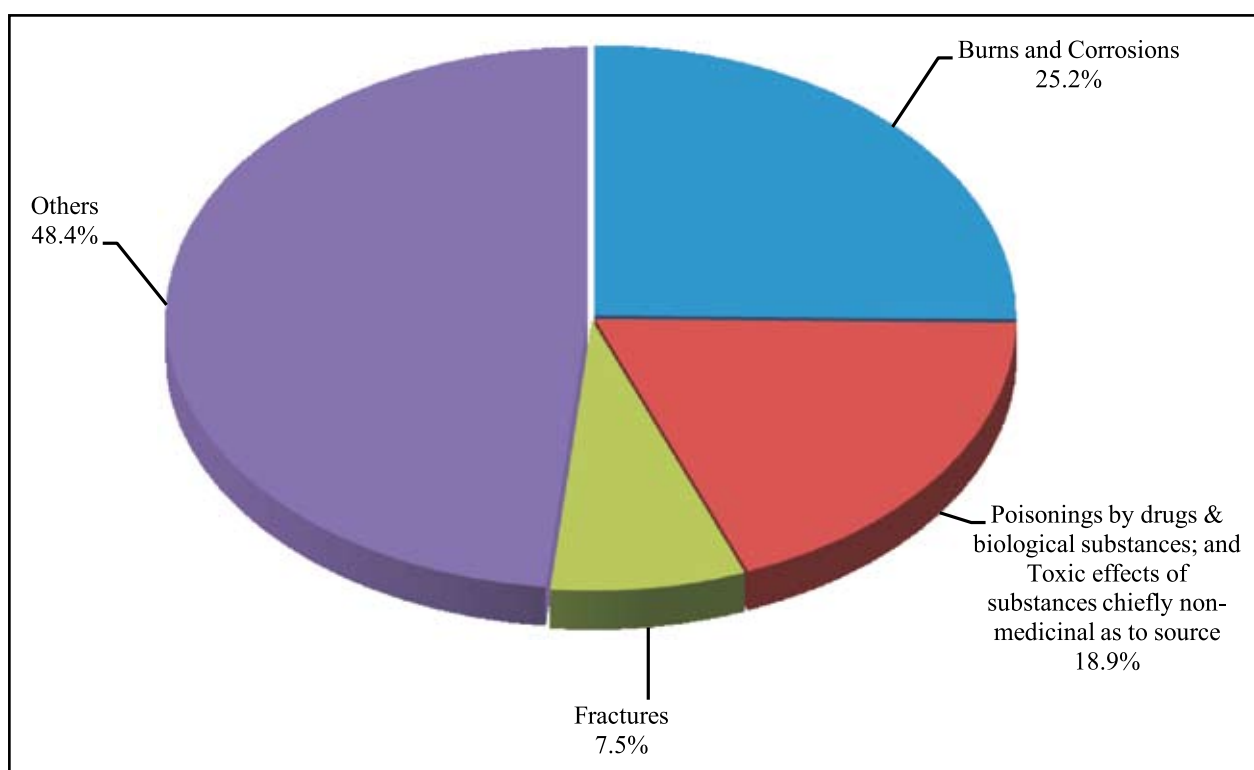
3.9.2 The children of age group 0-4 have contributed to 7.3 per cent of total deaths due to *diseases of respiratory system*. The age-group '70 or Above years' has reported maximum incidence of deaths (30.6 per cent) under the major cause group, followed by the age group '55-64 years' with 17.1 per cent of deaths and age group 45-54 years 11.5 per cent. The major portion of deaths under this cause group is concentrated in the age-group '45 years and above', constituting around 70.3 per cent of deaths. The percentages of female deaths aged '34 years and below' as well as for '70 or above years' to total female deaths under this cause-group are on a higher side as compared to corresponding figures for males.

3.10 Injury, Poisoning and Certain Other Consequences of External Causes (XIX): It is the **fourth** leading cause group responsible for 7.8 per cent of total medically certified deaths. This has caused 8.1 per cent of male and 7.3 per cent of female deaths. Under this cause group, 'Burns and Corrosions' alone have contributed to 25.2 per cent of the total deaths. Death due to Burns and Corrosions among females is 46.1 per cent compared to 13.5 per cent among males, under this major group. The distribution of chief constituents of the major cause group is given in the Statement 3.10.1 and is depicted in Chart 3.10.1

Statement 3.10.1: Distribution of deaths due to Injury, Poisoning and Certain Other Consequences of External Causes under MCCD – 2011

S. No.	Cause of Death	Male		Female		Total		% to Total Medically Certified Deaths
		Number	%	Number	%	Number	%	
1	Burns and Corrosions	6501	13.5	12482	46.1	18983	25.2	2.0
2	Poisonings by drugs & biological substances; and Toxic effects of substances chiefly non-medicinal as to source	9375	19.4	4850	17.9	14225	18.9	1.5
3	Fractures	4011	8.3	1623	6.0	5634	7.5	0.6
4	Others	28351	58.8	8117	30.0	36468	48.4	3.8
	Total Medically Certified Deaths due to Injury, Poisoning & other consequences of external causes	48238	100.0	27072	100.0	75310	100.0	7.8
	Deaths due to Injury, Poisoning & other consequences of external causes as Percentage to total Medically Certified Deaths	-	8.1	-	7.3	-	7.8	-

Chart 3.10.1
Percentage distribution of Medically certified deaths due to "Injury poisoning & other consequences of external causes" under MCCD - 2011

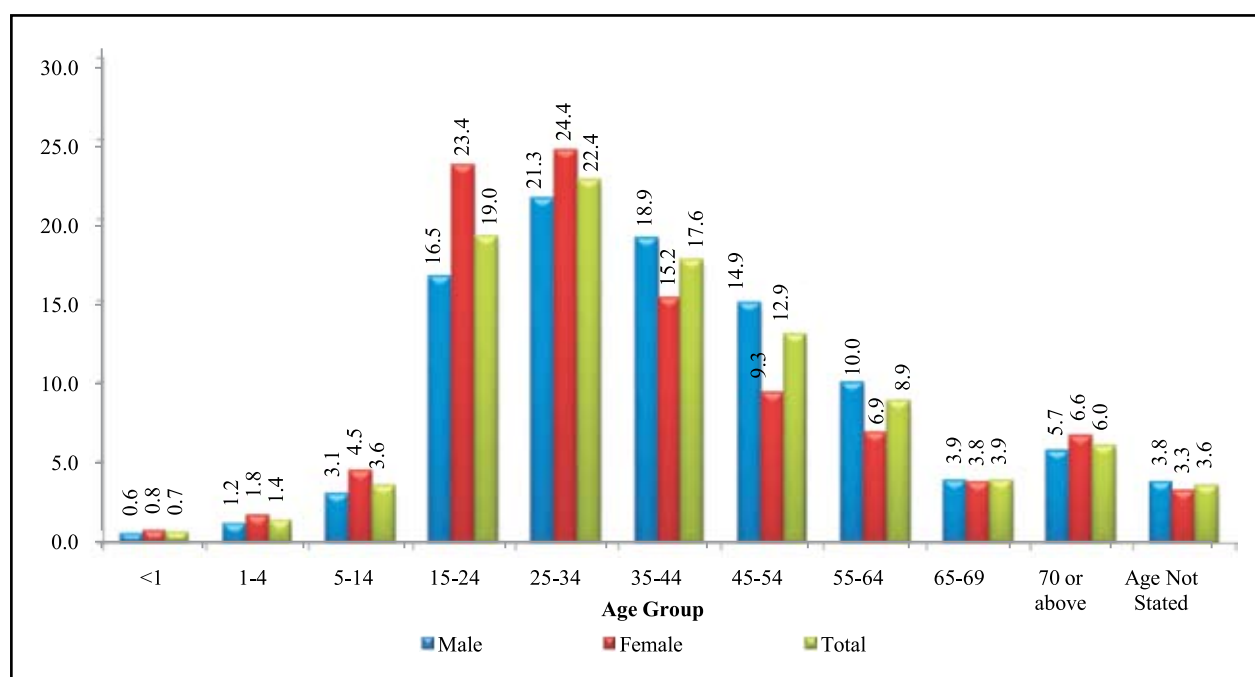


3.10.1. As revealed from the Statement 3.10.2, the highest share of deaths (22.4 per cent) is reported for the age group 25-34 years followed by age-groups 15-24 years (19.0 per cent), age group of 35-44 years (17.6 per cent) and age group of 45-54 years (12.9 per cent). These four age-groups together accounts for 71.9 per cent of deaths, implying that the working age population is much more prone to deaths due to this major group. Age-group wise distribution of deaths due to *Injury, Poisoning and Certain Other Consequences of External Causes* is presented in chart 3.10.2.

Statement 3.10.2: Age distribution of deaths due to Injury, Poisoning and Certain Other Consequences of External Causes under MCCD – 2011

S.No.	Age Group (in Years)	Male		Female		Total	
		Number	Percentage	Number	Percentage	Number	Percentage
1	<1	300	0.6	206	0.8	506	0.7
2	1-4	587	1.2	481	1.8	1068	1.4
3	5-14	1490	3.1	1214	4.5	2704	3.6
4	15-24	7963	16.5	6343	23.4	14306	19.0
5	25-34	10296	21.3	6601	24.4	16897	22.4
6	35-44	9123	18.9	4105	15.2	13228	17.6
7	45-54	7200	14.9	2528	9.3	9728	12.9
8	55-64	4805	10.0	1869	6.9	6674	8.9
9	65-69	1892	3.9	1026	3.8	2918	3.9
10	70 or above	2746	5.7	1800	6.6	4546	6.0
11	Not Stated	1836	3.8	899	3.3	2735	3.6
	TOTAL	48238	100.0	27072	100.0	75310	100.0

Chart 3.10.2
Age distribution of deaths due to "Injury Poisoning & Certain Other Consequences of external Causes" under MCCD - 2011



3.10.2 Further analysis of deaths due to *Injury, Poisoning and Certain Other Consequences of External Causes*, reveals that the absolute number of reported deaths caused by 'Burns and Corrosions' in case of females is more than three times to that of males. As detailed in statement 3.10.3, the highest number of deaths due to 'Burns and corrosion' is concentrated in the age group 15–44 years, constituting around 72.0 per cent of deaths under this sub-group. The shares of this age group in the deaths due to 'Poisonings by drugs & biological substances and Toxic effects of substances chiefly non medicinal as to source' and 'Fractures' are 63.2 per cent and 51.9 per cent respectively.

Statement 3.10.3: Age distribution of deaths due to Burns & Corrosion, Poisoning & Fractures under MCCD -2011

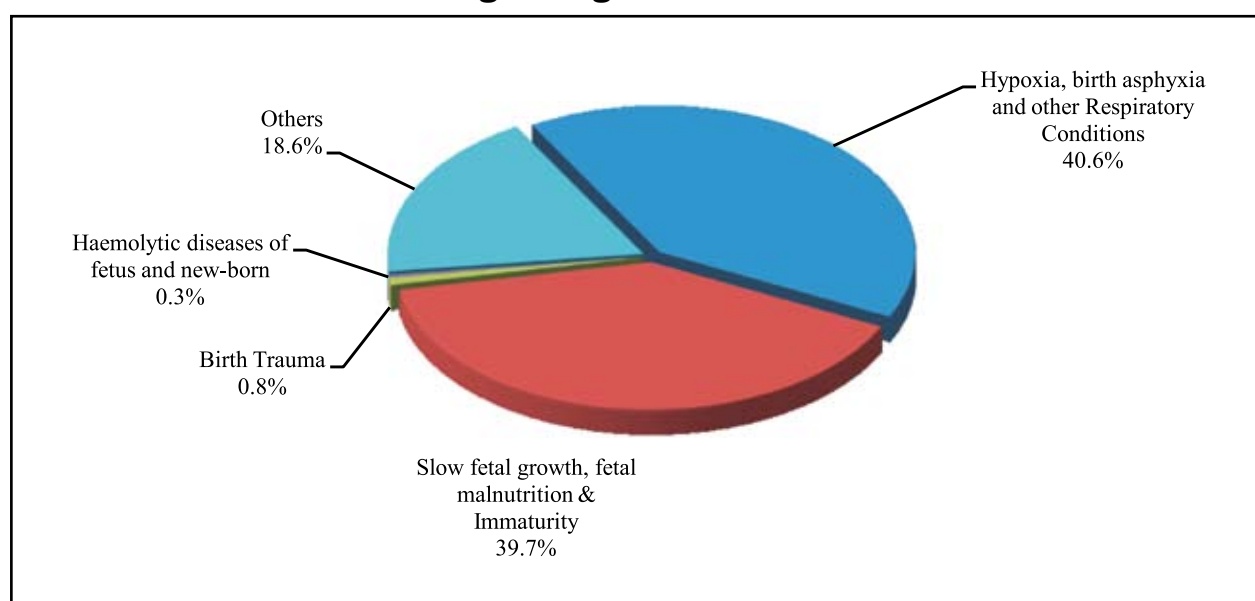
Age Group (In Years)	Age Distribution of deaths due to		
	Burns & Corrosion	Poisonings by drugs & biological substances; and Toxic effects of substances chiefly non medicinal as to source	Fractures
<1	117	46	36
1-4	295	154	64
5-14	753	463	213
15-24	4732	3221	744
25-34	5744	3202	1042
35-44	3200	2560	1140
45-54	1573	1922	872
55-64	865	1195	661
65-69	452	412	282
70 or above	788	512	506
Not Stated	464	538	74
TOTAL	18983	14225	5634

3.11 Certain Conditions Originating in the Perinatal Period (XVI): The group of diseases relating to *certain conditions originating in the perinatal period* is the **fifth** leading cause of death, accounting for 7.4 per cent of the total medically certified deaths. This has contributed to 7.2 per cent of male and 7.8 per cent of female medically certified deaths. The distribution of major causes of deaths under this group is shown in the Statement 3.11 and is portrayed in the Chart 3.11.

Statement 3.11: Distribution of Major causes of deaths due to Certain Conditions Originating in Perinatal Period under MCCD -2011

S.No	Cause of Death	Male		Female		Total		% to Total Medically Certified Deaths
		Number	%	Number	%	Number	%	
1	Hypoxia, birth asphyxia and other Respiratory Conditions	17363	40.4	11744	40.8	29107	40.6	3.0
2	Slow fetal growth, fetal malnutrition & Immaturity	16824	39.2	11684	40.6	28508	39.7	3.0
4	Birth Trauma	337	0.8	244	0.8	581	0.8	0.1
3	Haemolytic diseases of fetus and new-born	103	0.2	107	0.4	210	0.3	0.0
5	Others	8330	19.4	5000	17.4	13330	18.6	1.4
	Total Medically Certified Deaths due to Certain Conditions Originating in Perinatal Period	42957	100.0	28779	100.0	71736	100.0	7.4
	Deaths due to Certain Conditions Originating in Perinatal Period as Percentage to total Medically Certified Deaths	-	7.2	-	7.8	-	7.4	-

Chart 3.11
Percentage Distribution of Medically Certified Deaths due to Certain Conditions Originating in Perinatal Period -2011



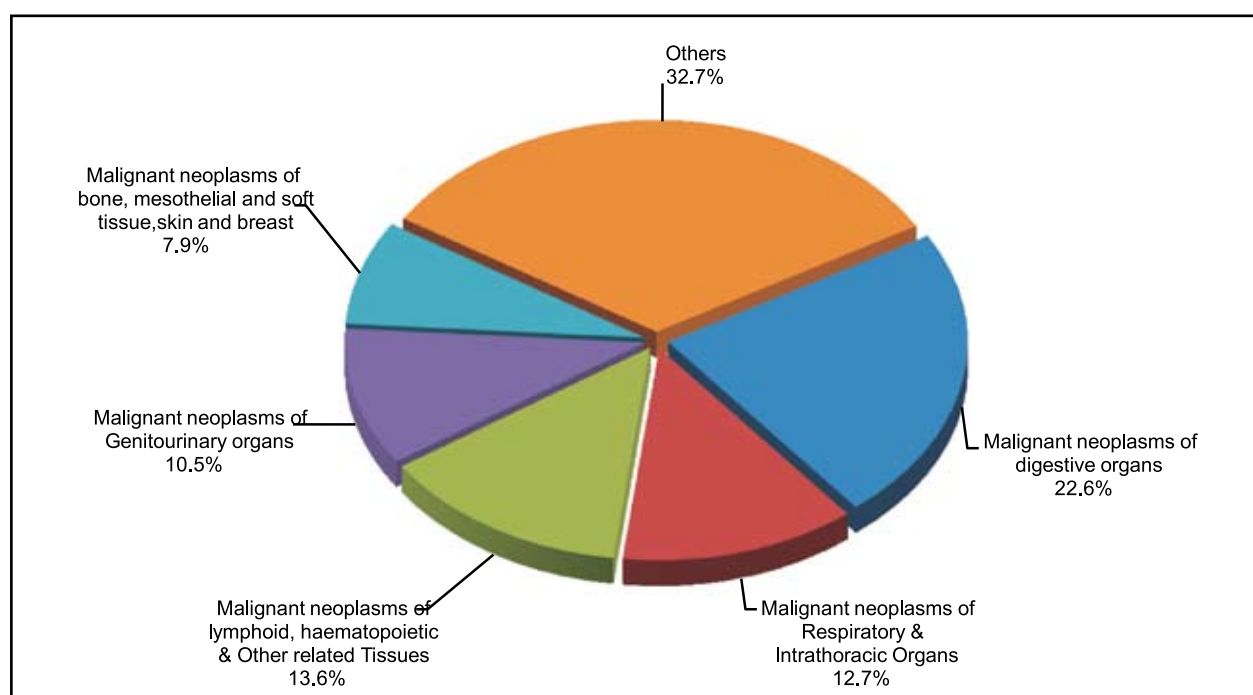
3.12 Neoplasm (II): The **sixth** leading cause, *Neoplasm*, which is commonly known as cancer, is responsible for 5.4 per cent of the total medically certified deaths. The share of deaths due to Neoplasms in total female deaths is 5.9 per cent as compared to the corresponding figure of 5.0 per cent in case of males. The distribution of major causes of deaths under this group is given in the Statement 3.12.1 and is depicted in Chart 3.12.1.

Statement 3.12.1: Distribution of Major causes of deaths due to Neoplasms under MCCD – 2011

S.No	Cause of Death	Male		Female		Total		% to Total Medically Certified Deaths
		Number	%	Number	%	Number	%	
1	Malignant neoplasms of digestive organs	7451	24.9	4214	19.3	11665	22.6	1.2
2	Malignant neoplasms of Respiratory & Intrathoracic Organs	4926	16.5	1655	7.6	6581	12.7	0.7
4	Malignant neoplasms of lymphoid, haematopoietic & Other related Tissues	4433	14.8	2586	11.8	7019	13.6	0.7
3	Malignant neoplasms of Genitourinary organs	1822	6.1	3619	16.6	5441	10.5	0.6
5	Malignant neoplasms of bone, mesothelial and soft tissue, skin and breast	624	2.1	3483	16.0	4107	7.9	0.4
6	Others	10626	35.6	6271	28.7	16897	32.7	1.7
	Total Medically Certified Deaths due to Neoplasms	29882	100.0	21828	100.0	51710	100.0	5.4
	Deaths due to Neoplasms as Percentage to total Medically Certified Deaths	-	5.0	-	5.9	-	5.4	-

Chart 3.12.1

Percentage Distribution of Medically Certified Deaths due to Neoplasms -2011



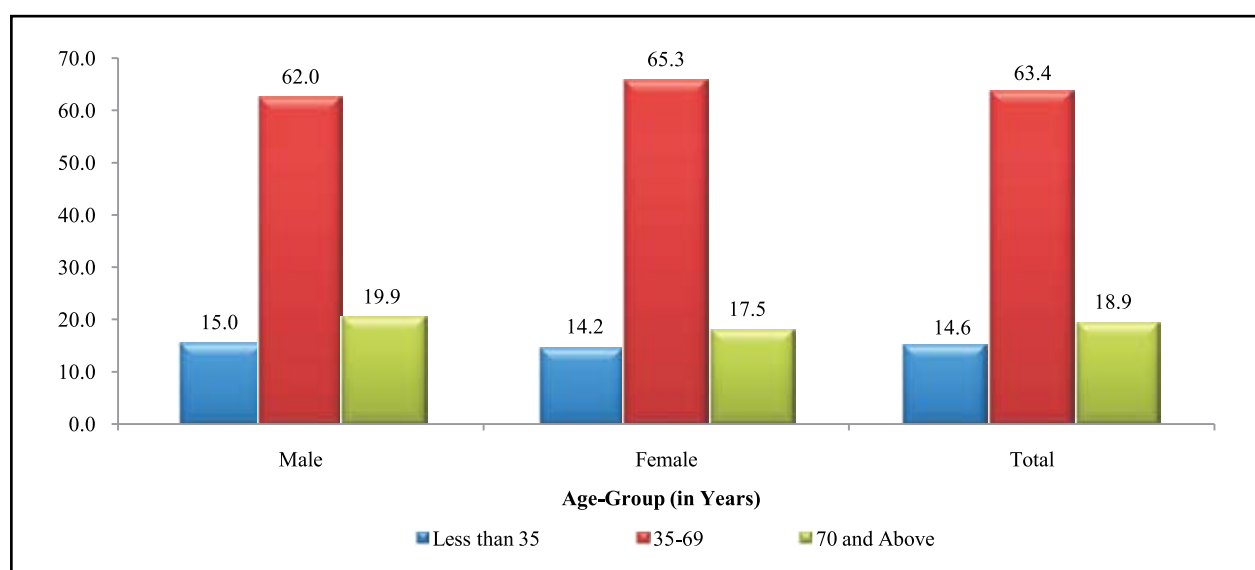
3.12.1 Among the neoplasm deaths, 'Malignant neoplasm of digestive organs' accounts for the highest mortality of 22.6 per cent, followed by 'Malignant neoplasm of lymphoid, hematopoietic & Other related Tissues' (13.6 per cent), Malignant Neoplasm of respiratory and intrathoracic organs (12.7 per cent) and 'Malignant neoplasm of Genitourinary organs (10.5 per cent)'. The share of deaths due to malignant neoplasm of digestive organs in males to total male neoplasm deaths is 24.9 per cent, as against 19.3 per cent of corresponding female deaths. The percentage of female deaths due to "malignant neoplasm of genitourinary organs" to total female neoplasm deaths is 16.6 per cent as compared to 6.1 per cent of corresponding male deaths. In female deaths due to 'malignant neoplasm of genitourinary organs', proportion of deaths due to cervical cancer and uterine cancer is 88.7%. Among 3483 female deaths caused by 'Malignant neoplasm of bone, mesothelial and soft tissue, skin and breast', 3131 (about 89.9 per cent) are due to breast cancer (Ref-table 4 Appendix). Breast Cancer alone accounts for around 14.3 per cent of total female neoplasm deaths. The age composition of deaths due to *Neoplasm* is presented in Statement 3.12.2 and is highlighted in Chart 3.12.2.

3.12.2 The incidence of Neoplasm death is reported to be the highest i.e. 22.9 per cent in the age group '55-64' (23.4 per cent of males and 22.3 per cent of females) followed by the age group '70 years' or above recording 18.9 per cent of deaths (19.9 per cent of males and 17.5 per cent of females). Around 82.2 per cent of total Neoplasm deaths is concentrated in the age-group '35 years and above'. It is supportive of age as a major risk factor of Neoplasm deaths as indicated in epidemiological literature.

Statement 3.12.2: Age distribution of deaths due to Neoplasm under MCCD – 2011

S.No.	Age Group	Male		Female		Total	
	(in Years)	Number	Percentage	Number	Percentage	Number	Percentage
1	<1	522	1.7	342	1.6	864	1.7
2	1-4	372	1.2	239	1.1	611	1.2
3	5-14	677	2.3	388	1.8	1065	2.1
4	15-24	1208	4.0	781	3.6	1989	3.8
5	25-34	1698	5.7	1344	6.2	3042	5.9
6	35-44	2962	9.9	2619	12.0	5581	10.8
7	45-54	5035	16.8	4452	20.4	9487	18.3
8	55-64	6995	23.4	4861	22.3	11856	22.9
9	65-69	3531	11.8	2325	10.7	5856	11.3
10	70 or above	5946	19.9	3824	17.5	9770	18.9
11	Not Stated	936	3.1	653	3.0	1589	3.1
	TOTAL	29882	100.0	21828	100.0	51710	100.0

Chart 3.12.2
Age distribution of deaths due to "Neoplasm" under MCCD- 2011

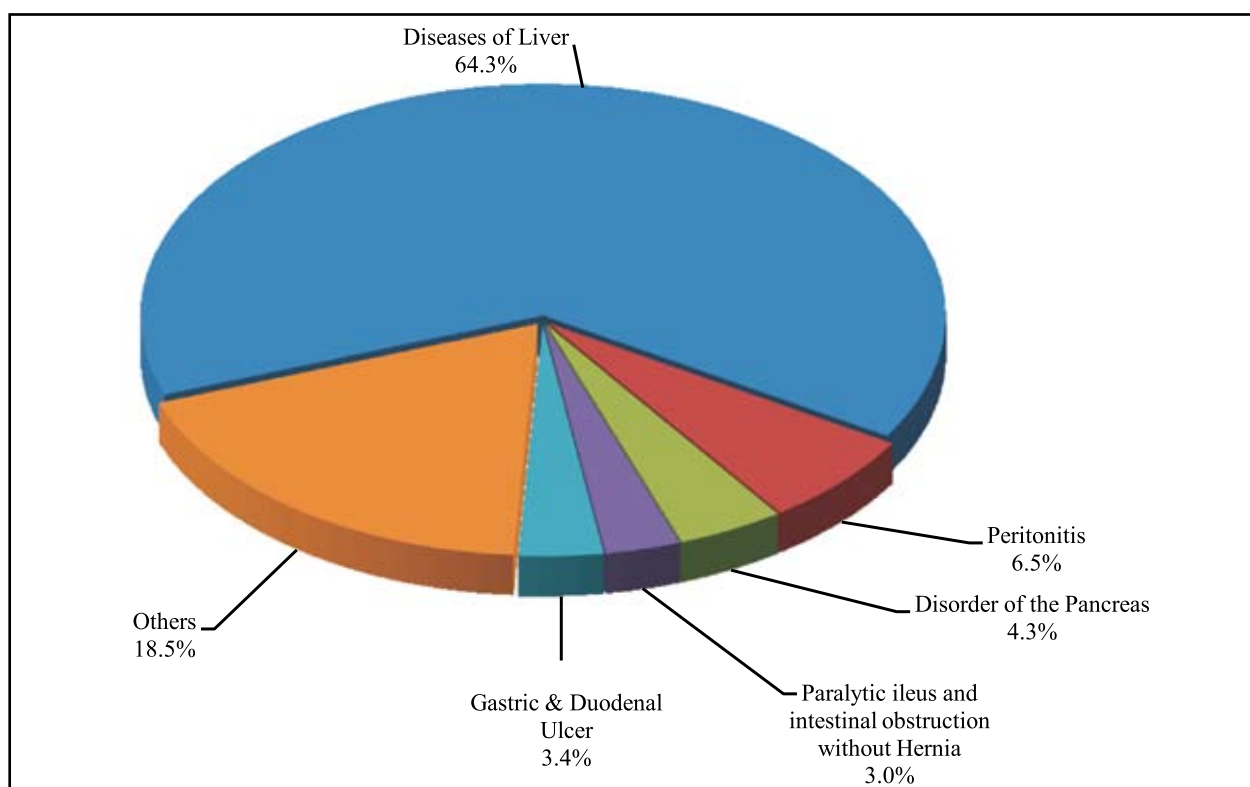


3.13 Diseases of the Digestive System (XI): The cause group of *diseases of digestive system* is the seventh leading cause and has contributed to 4.4 per cent of the total medically certified deaths with 5.5 per cent of male and 2.7 per cent of female deaths. The distribution of this causes of deaths under this group is given in the Statement 3.13 and is highlighted in Chart 3.13.

Statement 3.13: Distribution of Major causes of deaths under Diseases of Digestive System under MCCD -2011

S.No.	Cause of Death	Male		Female		Total		% to Total Medically Certified Deaths
		Number	%	Number	%	Number	%	
1	Diseases of Liver	22485	68.3	4993	50.8	27478	64.3	2.8
2	Peritonitis	1976	6.0	821	8.4	2797	6.5	0.3
3	Disorder of the Pancreas	1373	4.2	460	4.7	1833	4.3	0.2
4	Paralytic ileus and intestinal obstruction without Hernia	761	2.3	538	5.5	1299	3.0	0.1
5	Gastric & Duodenal Ulcer	946	2.9	501	5.1	1447	3.4	0.1
6	Others	5397	16.4	2509	25.5	7906	18.5	0.8
	Total Medically Certified Deaths due to Diseases of Digestive System	32938	100.0	9822	100.0	42760	100.0	4.4
	Deaths due to Diseases of Digestive System as Percentage to total Medically Certified Deaths	-	5.5	-	2.7	-	4.4	-

Chart 3.13
Percentage Distribution of Medically Certified Deaths due to Diseases of Digestive System -2011



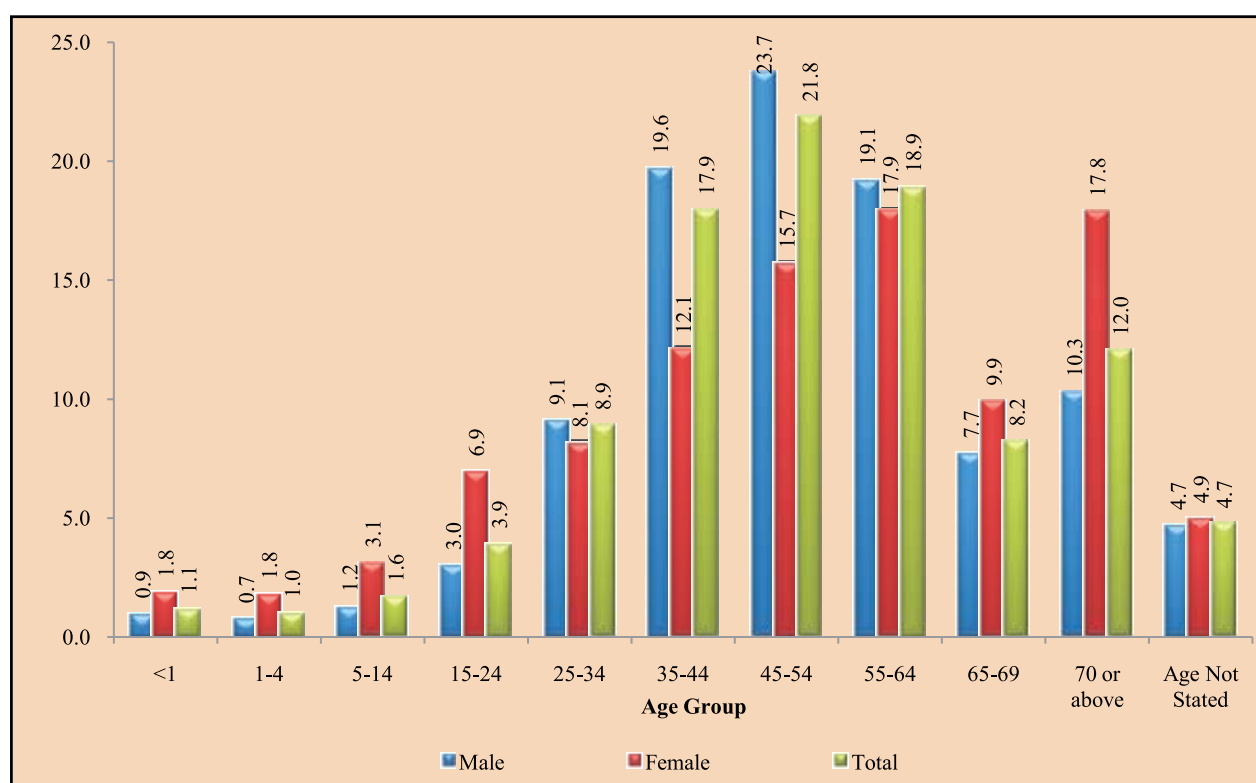
3.13.1 Among the deaths due to disorders of digestive system, diseases of the liver account for around 64.3 per cent of the total medically certified deaths in this group and 2.8 per cent among the total medically certified deaths. Peritonitis constitutes 6.5 per cent of total deaths due to diseases of digestive system.

Statement 3.13.1: Age distribution of deaths due to diseases of Digestive System under MCCD – 2011

S.No.	Age Group	Male		Female		Total	
	(in Years)	Number	Percentage	Number	Percentage	Number	Percentage
1	<1	311	0.9	180	1.8	491	1.1
2	1-4	243	0.7	172	1.8	415	1.0
3	5-14	400	1.2	303	3.1	703	1.6
4	15-24	980	3.0	679	6.9	1659	3.9
5	25-34	2989	9.1	798	8.1	3787	8.9
6	35-44	6468	19.6	1185	12.1	7653	17.9
7	45-54	7800	23.7	1538	15.7	9338	21.8
8	55-64	6304	19.1	1758	17.9	8062	18.9
9	65-69	2527	7.7	971	9.9	3498	8.2
10	70 or above	3379	10.3	1752	17.8	5131	12.0
11	Not Stated	1537	4.7	486	4.9	2023	4.7
	TOTAL	32938	100.0	9822	100.0	42760	100.0

3.13.2 The age group '45-54 years' has reported the maximum deaths (21.8 per cent) under the major group *Diseases of Digestive System*. As high as 87.7 per cent of the total deaths caused by *digestive system disorder* are concentrated in the age-group 25 years and above.

Chart 3.13.1
Age distribution of deaths due to “Diseases of Digestive System”
under MCCD - 2011



3.14 Symptoms, Signs and Abnormal Clinical & Laboratory Findings Not Elsewhere Classified (N.E.C) (XVIII): This is the **eighth** leading cause group under which 12.3 per cent of the total medically certified deaths has been reported, which constitute share 12.2 per cent of male and 12.5 per cent female deaths. Thus around every eighth reported death is having no specific cause. As depicted in the Statement 3.14, only five States/UT namely Tamil Nadu, Maharashtra, Delhi, Gujarat and Madhya Pradesh contribute around 81.9 per cent of the total Medically Certified deaths reported under this cause group. The high prevalence of causes of death being reported under '*Symptoms, signs and abnormal clinical & laboratory findings Not Elsewhere Classified*' from the major States reporting MCCD data, clearly suggests about the deficiency in certification especially improper classification of causes of deaths by the attending doctors. This can be attributed to lack of adequate exposure of doctors to the ICD-10 and therefore, there is an urgent need to impart regular trainings to them so as to improve the quality of data generated through medical certification of cause of death.

Statement 3.14: State/UTs wise Deaths due to Symptoms, Signs and Abnormal Clinical & Laboratory Findings Not Elsewhere Classified (N.E.C) under MCCD – 2011

S.No.	State/UTs	Number of Deaths	Percentage
1	Tamil Nadu	30554	25.6
2	Maharashtra	24376	20.5
3	Delhi	17305	14.5
4	Gujarat	15481	13.0
5	Madhya Pradesh	9861	8.3
6	Andhra Pradesh	6202	5.2
7	Odisha	2583	2.2
8	Rajasthan	1815	1.5
9	Karnataka	1630	1.4
10	Punjab	1607	1.3
11	Goa	1568	1.3
12	Chhattisgarh	977	0.8
13	Tripura	961	0.8
14	Puducherry	935	0.8
15	West Bengal	499	0.4
16	Kerala	472	0.4
17	Bihar	338	0.3
18	Chandigarh	700	0.6
19	Uttarakhand	320	0.3
20	Himachal Pradesh	268	0.2
21	D & N Haveli	248	0.2
22	Meghalaya	178	0.1
23	Manipur	129	0.1
24	Mizoram	105	0.1
25	Sikkim	31	0.0
26	Jharkhand	28	0.0
27	A & N Islands	13	0.0
28	Arunachal Pradesh	12	0.0
29	Assam	0	0.0
30	Nagaland	0	0.0
31	Jammu & Kashmir	0	0.0
32	Daman & Diu	0	0.0
	All States/UTs (Total)	119196	100.0

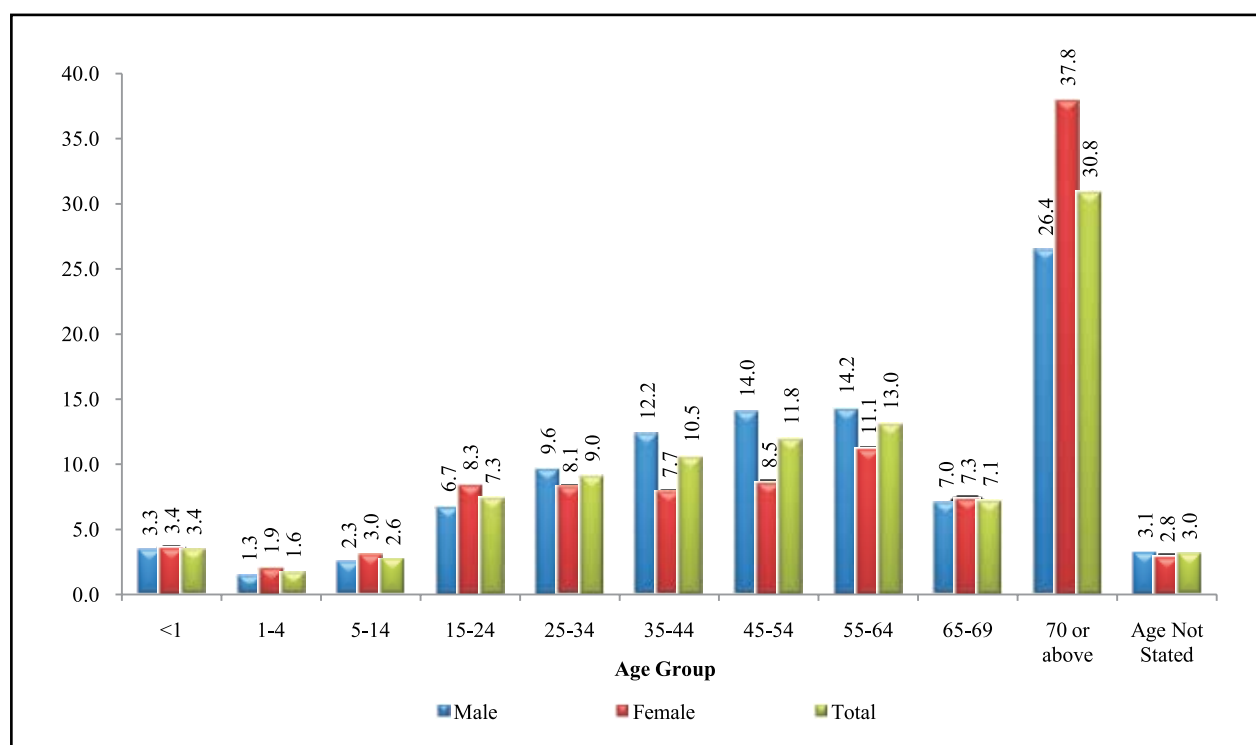
3.14.1. As shown in the Statement 3.14.1, the highest incidence of deaths (30.8 per cent) is reported for the age group 70 years or above. The age group “55 years and above” contributed nearly 50.9 per cent of total mortality reported under this cause group.

Statement 3.14.1: Age distribution of deaths due to Symptoms, Signs & Abnormal Clinical & Laboratory Findings Not Elsewhere Classified (N.E.C) under MCCD – 2011

S.No.	Age Group (in Years)	Male		Female		Total	
		Number	Percentage	Number	Percentage	Number	Percentage
1	<1	2403	3.3	1594	3.4	3997	3.4
2	1-4	966	1.3	882	1.9	1848	1.6
3	5-14	1706	2.3	1371	3.0	3077	2.6
4	15-24	4858	6.7	3846	8.3	8704	7.3
5	25-34	6966	9.6	3765	8.1	10731	9.0
6	35-44	8909	12.2	3585	7.7	12494	10.5
7	45-54	10176	14.0	3928	8.5	14104	11.8
8	55-64	10355	14.2	5122	11.1	15477	13.0
9	65-69	5077	7.0	3363	7.3	8440	7.1
10	70 or above	19221	26.4	17507	37.8	36728	30.8
11	Not Stated	2291	3.1	1305	2.8	3596	3.0
	TOTAL	72928	100.0	46268	100.0	119196	100.0

Chart 3.14.1

Age Distribution of Deaths due to "Symptoms, signs and abnormal clinical & laboratory findings not elsewhere classified(NEC) under MCCD -2011



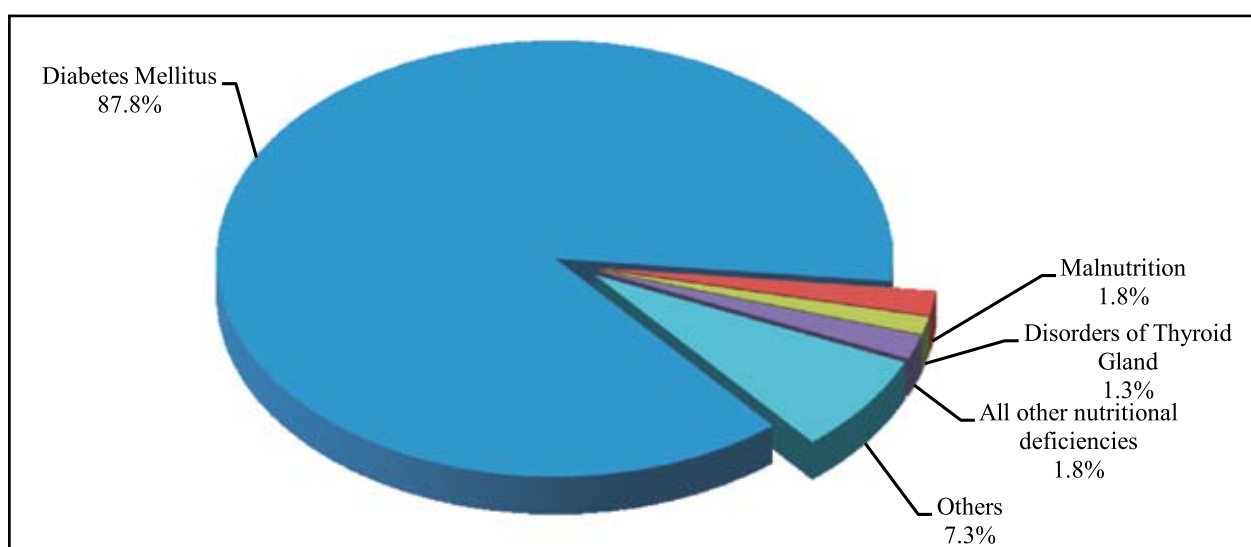
OTHER CAUSES OF DEATH

3.15 Endocrine, nutritional and metabolic diseases (IV): The group of *endocrine, nutritional and metabolic diseases* is the **major** leading cause and has contributed to 4.0 per cent of the total medically certified deaths. Under this cause group, 'Diabetes mellitus' that causes serious health complications such as renal failure, heart disease, stroke and blindness, is a disease in which the pancreas no longer produces enough insulin or when cells stop responding to the insulin that is produced, so that glucose in the blood cannot be absorbed into the cells of the body, is the leading cause of death. It alone accounts for 87.8 per cent of total deaths reported under the cause group. The share of diabetes mellitus in total medically certified deaths is 3.5 per cent. The distribution of major causes of deaths under this group is given in Statement 3.15 and is depicted in the Chart 3.15.

Statement 3.15: Distribution of Major causes of deaths due to Endocrine, Nutritional and Metabolic diseases under MCCD – 2011

S.No.	Cause of Death	Male		Female		Total		% to Total Medically Certified Deaths
		Number	%	Number	%	Number	%	
1	Diabetes Mellitus	19744	88.5	13849	86.8	33593	87.8	3.5
2	Malnutrition	387	1.7	314	2.0	701	1.8	0.1
3	Disorders of Thyroid Gland	189	0.8	312	2.0	501	1.3	0.1
4	All other nutritional deficiencies	374	1.7	303	1.9	677	1.8	0.1
5	Others	1619	7.3	1184	7.4	2803	7.3	0.3
	Total Medically Certified Deaths due to Endocrine, Nutritional & Metabolic Diseases	22313	100.0	15962	100.0	38275	100.0	4.0
	Deaths due to Endocrine, Nutritional & Metabolic Diseases as Percentage to total Medically Certified Deaths	-	3.7	-	4.3	-	4.0	-

Chart 3.15
Percentage Distribution of Medically Certified Deaths due to Endocrine, Nutritional & Metabolic Diseases - 2011



3.15.1 The incidence of Diabetes Mellitus death is reported to be the highest for the age 70 years or above (33.9 per cent). The Statement 3.15.1 reveals that the deaths due to this disease are concentrated in the age 45 years and above, contributing around 88.6 per cent of the total Diabetes Mellitus deaths under MCCD.

Statement 3.15.1: Age distribution of deaths due to Diabetes Mellitus under MCCD – 2011

S.No.	Age Group (in Years)	Male		Female		Total	
		Number	Percentage	Number	Percentage	Number	Percentage
1	<1	0	0.0	0	0.0	0	0.0
2	1-4	9	0.0	10	0.1	19	0.1
3	5-14	58	0.3	51	0.4	109	0.3
4	15-24	187	0.9	167	1.2	354	1.1
5	25-34	361	1.8	247	1.8	608	1.8
6	35-44	1068	5.4	572	4.1	1640	4.9
7	45-54	2906	14.7	1786	12.9	4692	14.0
8	55-64	5184	26.3	3383	24.4	8567	25.5
9	65-69	2929	14.8	2189	15.8	5118	15.2
10	70 or above	6387	32.3	5005	36.1	11392	33.9
11	Not Stated	655	3.3	439	3.2	1094	3.3
	TOTAL	19744	100.0	13849	100.0	33593	100.0

3.15.2 As depicted in the Statement 3.15.2, the share of deaths due to Diabetes Mellitus a non-communicable disease of endocrine glands has shown a pattern of increase over the period 2002-2011 and slightly decreased by 0.2 percentage point in 2011 as compared to previous year.

Statement 3.15.2: Diabetes Mellitus under MCCD – 2001-2011

Year	Total MCCD Deaths due to Diabetes Mellitus	Total MCCD Deaths	Percentage of Diabetes Mellitus deaths to total MCCD Deaths
2002	15034	543391	2.8
2002	18833	586700	3.2
2004	19104	603260	3.2
2005	21367	650507	3.3
2006	27713	720047	3.8
2007	27257	798546	3.4
2008	30534	878339	3.5
2009	34488	946018	3.6
2010	33886	926287	3.7
2011	33593	965992	3.5

3.15.3 The State/UT wise distribution of reported medically certified deaths due to Diabetes Mellitus is given in the Statement 3.15.3. In 12 States/UTs namely, A & N Islands, Arunachal Pradesh, Chhattisgarh, Himachal Pradesh, Karnataka, Kerala, Manipur, Nagaland, Odisha, Punjab, Tamil Nadu and Uttarakhand; the share of Diabetes Mellitus deaths to total deaths is more than average of all reporting States/UTs i.e. 3.5 per cent.

Statement 3.15.3: State-wise Distribution of Diabetes Mellitus under MCCD – 2011

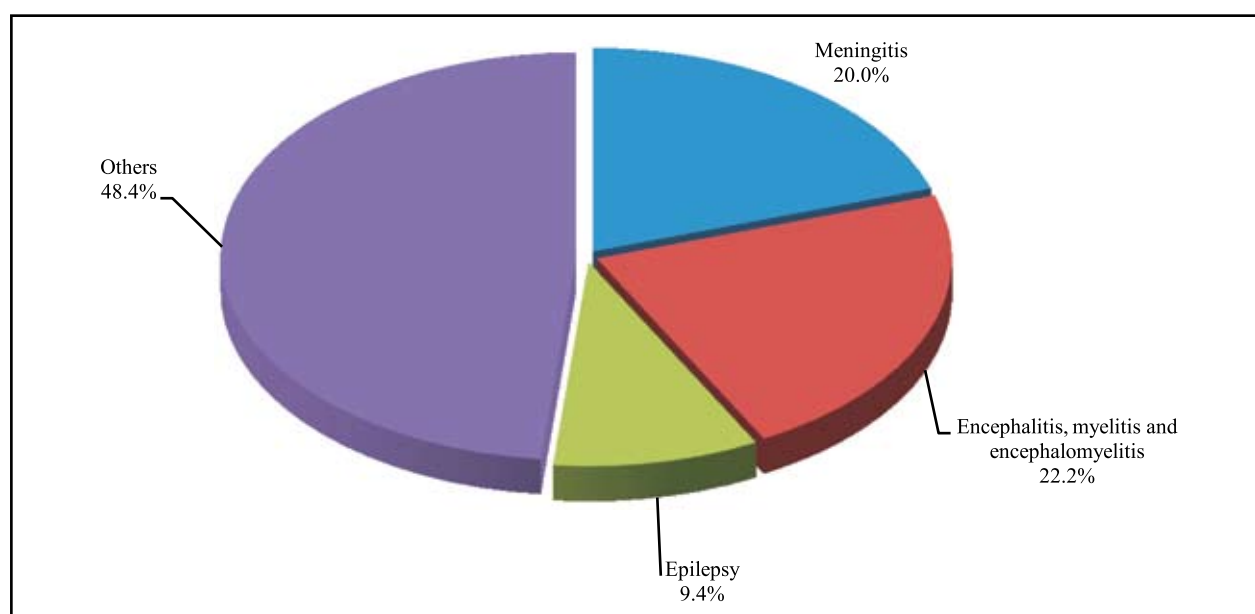
State/UT	Total MCCD Deaths due to Diabetes Mellitus	Total MCCD Deaths	Percentage of Diabetes Mellitus deaths to total MCCD Deaths
All States (Total)	33593	965992	3.5
Andhra Pradesh	1863	66442	2.8
A & N Islands	55	765	7.2
Arunachal Pradesh	29	507	5.7
Assam	454	16160	2.8
Bihar	81	7429	1.1
Chandigarh	0	15713	0.0
Chhattisgarh	359	9550	3.8
Dadra & Nagar Haveli	0	629	0.0
Daman & Diu	4	1269	0.3
Delhi	1524	63611	2.4
Goa	370	11321	3.3
Gujarat	938	70275	1.3
Himachal Pradesh	240	5014	4.8
Jammu & Kashmir	6	244	2.5
Jharkhand	1	412	0.2
Karnataka	6787	123221	5.5
Kerala	2790	29252	9.5
Madhya Pradesh	1101	37131	3.0
Maharashtra	6392	215618	3.0
Manipur	79	2215	3.6
Meghalaya	40	1681	2.4
Mizoram	54	2537	2.1
Nagaland	6	162	3.7
Odisha	1756	33975	5.2
Puducherry	170	7464	2.3
Punjab	974	19920	4.9
Rajasthan	1237	42417	2.9
Sikkim	19	1275	1.5
Tamil Nadu	5685	149946	3.8
Tripura	81	4553	1.8
Uttarakhand	157	3800	4.1
West Bengal	341	21484	1.6

3.16 Diseases of the Nervous System (VI): The cause group of *diseases of nervous system* is responsible for 2.2 per cent of the total medically certified deaths. The distribution of major causes of deaths under this group is shown in the Statement 3.16 and is highlighted in Chart 3.16. Encephalitis myelitis and encephalomyelitis (22.2 per cent) accounts for the maximum deaths reported under this group, followed by Meningitis (20.0 per cent) and Epilepsy (9.4 per cent). The share of Encephalitis myelitis and encephalomyelitis in the total medically certified deaths is 0.5 per cent.

Statement 3.16: Distribution of Major causes of deaths due to diseases of the Nervous System under MCCD – 2011

S. No	Cause of Death	Male		Female		Total		% to Total Medically Certified Deaths
		Number	%	Number	%	Number	%	
1	Meningitis	2604	19.7	1689	20.4	4293	20.0	0.4
2	Encephalitis, myelitis and encephalomyelitis	2853	21.6	1926	23.2	4779	22.2	0.5
3	Epilepsy	1276	9.7	738	8.9	2014	9.4	0.2
4	Others	6467	49.0	3937	47.5	10404	48.4	1.1
	Total Medically Certified Deaths due to Diseases of Nervous System	13200	100.0	8290	100.0	21490	100.0	2.2
	Deaths due to Diseases of Nervous System as Percentage to total Medically Certified Deaths	-	2.2	-	2.2	-	2.2	-

Chart 3.16
Percentage Distribution of Medically Certified Deaths due to Diseases of Nervous System - 2011

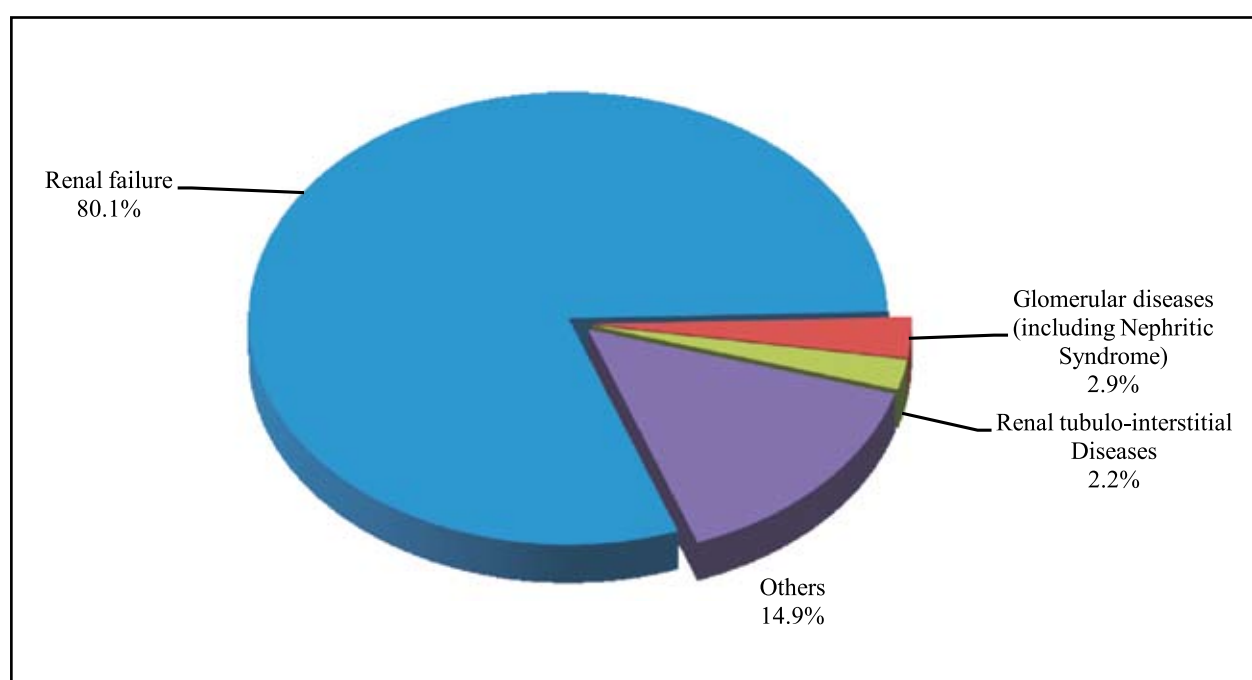


3.17 Diseases of the Genitourinary System (XIV): Out of every hundred medically certified deaths, around three are reported from *Diseases of Genitourinary System*. Renal failure is the cause of maximum deaths (80.1 per cent) under the genitourinary system disease with the overall share of 2.3 per cent in total medically certified deaths. The distribution of major causes of deaths under this group is given in Statement 3.17 and is shown in Chart 3.17.

Statement 3.17: Distribution of Major causes of deaths due to diseases of the Genitourinary System under MCCD – 2011

S. No	Cause of Death	Male		Female		Total		% to Total Medically Certified Deaths
		Number	%	Number	%	Number	%	
1	Renal failure	13784	82.3	8523	76.6	22307	80.1	2.3
2	Glomerular diseases (including Nephritic Syndrome)	504	3.0	304	2.7	808	2.9	0.1
3	Renal tubulo-interstitial Diseases	359	2.1	247	2.2	606	2.2	0.1
4	Others	2093	12.5	2047	18.4	4140	14.9	0.4
	Total Medically Certified Deaths due to Diseases of Genitourinary System	16740	100.0	11121	100.0	27861	100.0	2.9
	Deaths due to Diseases of Genitourinary System as Percentage to total Medically Certified Deaths	-	2.8	-	3.0	-	2.9	-

Chart 3.17
Percentage Distribution of Medically Certified Deaths due to Diseases of Genito-Urinary System - 2011



3.17.1 The incidence of Renal Failure death is reported to be the highest for the age 70 years or above (27.2 per cent). The Statement 3.17.1 reveals that the deaths due to this disease are concentrated in the age 35 years and above, contributing around 84.4 per cent of total deaths reported under MCCD due to renal failure.

Statement 3.17.1: Age distribution of deaths due to Renal Failure under MCCD – 2011

Age Group (in Year)	Total Deaths	Percentage to Total
<1	335	1.5
1-4	101	0.5
5-14	292	1.3
15-24	920	4.1
25-34	1381	6.2
35-44	2317	10.4
45-54	3222	14.4
55-64	4408	19.8
65-69	2815	12.6
70 or above	6067	27.2
Not Stated	449	2.0
TOTAL	22307	100.0

3.18 Diseases of Blood and Blood Forming Organs and Immunity Disorders (III):

The diseases under this cause group have contributed to 1.4 per cent of the total medically certified deaths. This cause group accounts for 1.2 per cent of total male and 1.9 per cent of total female medically certified deaths. Anaemias including Thalassaemia constitute 87.0 per cent of total deaths reported in this cause group and 1.2 per cent of the total medically certified deaths. The distribution of major causes of deaths under this group is presented in Statement 3.18

Statement 3.18: Distribution of Major causes of deaths due to Diseases of Blood and Blood Forming Organs and Immunity Disorders under MCCD – 2011

S.No.	Cause of Death	Male		Female		Total		% to Total Medically Certified Deaths
		Number	%	Number	%	Number	%	
1	Other anaemias	5904	83.6	6005	87.1	11909	85.3	1.2
2	All other diseases of blood and blood-forming Organs	675	9.6	585	8.5	1260	9.0	0.1
3	Thalassaemia	160	2.3	91	1.3	251	1.8	0.0
4	Certain disorders involving the Immune Mechanism	323	4.6	212	3.1	535	3.8	0.1
	Total Medically Certified Deaths due to Diseases of Blood & Blood Forming Organs & Immunity Disorders	7062	100.0	6893	100.0	13955	100.0	1.4
	Deaths due to Diseases of Blood & Blood Forming Organs & Immunity Disorders as Percentage to total Medically Certified Deaths	-	1.2	-	1.9	-	1.4	-

3.19 Congenital Malformations, Deformations and Chromosomal Abnormalities (XVII): Merely 5935 deaths are reportedly caused by *congenital malformations, deformations and chromosomal abnormalities*, constituting about 0.6 per cent of the total medically certified deaths. The majority of these deaths occur for age less than 1 year (3211 or 54.1 per cent). Under this cause group, about 52.4 per cent deaths are caused by congenital malformation of various circulatory organs.

Statement 3.19: Distribution of deaths due to “Congenital Malformations, Deformations and Chromosomal Abnormalities Diseases” under MCCD-2011

S.No.	Cause of Death	Age Group (in years)			Percentage to Total
		< 1	1 Year and above (Including Age Not Specified)	Total	
1	Spina bifida	35	24	59	1.0
2	Congenital malformations of the circulatory system	2047	1063	3110	52.4
3	Cleft lip and cleft palate	18	2	20	0.3
4	Others	1111	1635	2746	46.3
	Total	3211	2724	5935	100.0
	Percentage to Total	54.1	45.9	100.0	--

3.20 Complication of Pregnancy, Childbirth and the Puerperium (XV):

The group consisting of *Complication of pregnancy, childbirth and the puerperium* has reportedly caused 4805 deaths (1.3 per cent of the total female medically certified deaths). As high as 78.0 per cent of deaths under this cause group have been due to Oedema, proteinuria and hypertensive disorders, Complications predominantly related to the puerperium, Other complications of pregnancy and delivery, Indirect obstetric deaths and Obstructed labour. The Pregnancies with abortive outcome caused 8.1 per cent deaths in this cause group. Details may be seen at Statement 3.20

Statement 3.20: Distribution of deaths due to “Complication of Pregnancy, Childbirth and the Puerperium” under MCCD-2011

Pregnancy related deaths by age and sex, 2011								
S.no	Cause of death	Age Group						%
		15-24	25-34	35-44	45-54	N.S.	Total	
1	Pregnancies with abortive outcome	108	177	99	3	2	389	8.1
2	Oedema, proteinuria and hypertensive disorders	325	321	100	5	20	771	16.0
3	Complications pre-dominantly related to the puerperium	278	318	82	5	24	707	14.7
4	Other complications of pregnancy and delivery	487	633	489	11	24	1644	34.2
5	Indirect obstetric deaths	119	177	71	13	1	381	7.9
6	Obstructed labour	86	84	66	16	0	252	5.2
	Total Medically Certified Deaths due to Complication of Pregnancy, Child Birth & Puerperium	1551	1875	1037	127	215	4805	--

Note: For details Table 6 of Appendix-I may be seen.

3.21 Mental and Behavioural Disorders (V): The group relating to *mental and behavioural disorders* accounts for 1162 deaths (0.1 per cent of total medically certified deaths). The age group 25-64 years constitutes around 77.9 per cent of total deaths due to mental and behavioural disorders. Under this cause group, the deaths due to mental and behavioural disorders caused by the use of psychoactive substance such as alcohol, opioids, cannabinoids, hypnotics, cocaine, hallucinogens, tobacco, volatile solvents, stimulants, including caffeine etc. constitutes the highest share (37.7 per cent) of total deaths. The use of psychoactive substances reportedly accounts for the highest number of deaths (118) in the age-group 35-44 years, closely followed by 107 deaths in the age-group 45-54 years. The use of psychoactive substances has contributed to 84.2 per cent of total deaths due to mental and behavioural disorders in males; whereas it is only 15.8 per cent in case of females (detailed at Table 6 in Appendix I). The distribution of major causes of deaths under this group is presented in Statement 3.21

Statement 3.21: Distribution of deaths due to “Mental and Behavioural Disorders” under MCCD-2011

S.No.	Cause of Death	Age Group (In Years)								% to Total
		< 15	15-24	25-34	35-44	45-54	55-64	Others	Total*	
1	Mental and behavioural disorders due to psychoactive substance use	2	24	81	118	107	62	44	438	37.7
2	Schizophrenia, schizotypal & delusional disorders	3	18	26	30	26	40	40	183	15.7
3	All other mental and behavioural disorders	26	30	87	111	132	85	70	541	46.6
	Total	31	72	194	259	265	187	154	1162*	100.0
	Percentage to Total	2.7	6.2	16.7	22.3	22.8	16.1	13.3	100.0	

*: excluding figures of Chandigarh due to non-receipt of detailed data.

3.22 Diseases of the Skin and Subcutaneous Tissue (XII): These diseases account for 1886 medically certified deaths (0.2 per cent of the total medically certified deaths). About 78.5 per cent of the deaths under the cause group are caused by ‘infections of the skin and subcutaneous tissue’.

3.23 Diseases of the Musculoskeletal System and Connective Tissue (XIII): These contribute to only 1130 deaths i.e. around 0.1 per cent of total medically certified deaths.

3.24 No significant mortality is reported due to **Diseases of the Eye and Adnexa (VII)** and **Diseases of the Ear and Mastoid Process (VIII)** reporting merely 66 and 49 deaths respectively.



CHAPTER - IV

**SPECIFIC CAUSE OF
MORTALITY IN DIFFERENT
AGE GROUPS**

CHAPTER-IV

SPECIFIC CAUSE OF MORTALITY IN DIFFERENT AGE GROUPS

This chapter analyses the specific cause of mortality among different age groups by gender. The Millennium Development Goals (MDG) have a target of reducing infant mortality from 80 per 1000 in 1990 to 27 per 1000 in 2015, child mortality (ages 0 to 4) from 123 per 1000 in 1990 to 41 per 1000 in 2015.

4.1 Infants: Out of the total medically certified deaths, around one-tenth has been reported for the infants (children who could not complete their first birthday). The shares of male and female infant deaths to the corresponding totals of medically certified deaths are 9.6 per cent and 10.5 per cent respectively. The maximum incidence of death under this age-group (74.2 per cent) has been reported to be caused by Certain Conditions Originating in the Perinatal Period, which includes diseases like slow fetal growth, fetal malnutrition and Immaturity, Hypoxia, birth asphyxia and other respiratory conditions. This is followed by Septicemia (4.2%), Congenital abnormalities (3.6%), Other Respiratory Diseases (2.5%), Pneumonia (2.3%) and other infectious, parasitic diseases (2.2%), Heart diseases (0.9%), Meningitis contributed (0.7%), Unintentional injuries (0.5%) and Diarrheal diseases (0.5%) of infant deaths. The top 10 causes of mortality among infants by gender have been given in Statement 4.1.

Statement 4.1: Top 10 causes of Mortality among Infants -2011

TOP 10 CAUSES OF DEATH IN INFANTS (AGE <1) INDIA , 2011							
Rank	Cause of Death	Male		Female		Total	
		Number	%	Number	%	Number	%
1	Certain conditions originating in perinatal period	42562	74.7	28498	73.3	71060	74.2
2	Speticemia	2401	4.2	1650	4.2	4051	4.2
3	Pnuemonia	1203	2.1	995	2.6	2198	2.3
4	Other Respiratory Diseases	1341	2.4	1080	2.8	2421	2.5
5	Congenital abnormalities	2058	3.6	1355	3.5	3413	3.6
6	Other infectious and parasititc diseases	1236	2.2	863	2.2	2099	2.2
7	Heart Diseases	495	0.9	379	1.0	874	0.9
8	Meningitis	395	0.7	263	0.7	658	0.7
9	Unintentional injuries	300	0.5	206	0.5	506	0.5
10	Diarrhoeal diseases	264	0.46	208	0.5	472	0.5
	Total infant deaths	56948		38865		95813	

4.2 Children aged 1-4 year: Of the total medically certified deaths, 1.7 per cent has been reported from this age-group, accounting for 1.5 per cent and 1.9 per cent of total male and female medically certified deaths respectively. Heart diseases cause 15.1 per cent of deaths followed by Other Infectious and Parasitic Diseases (12.6%), Unintentional injuries (6.6%), Septicemia (6.6%), Pneumonia (6.3%), Other Respiratory Diseases (5.1%), Encephalitis (4.3%), Anaemia (4.2%), Meningitis (3.6%), and Malaria contributed (2.8%) of deaths under this age group. The distribution of mortality in the age group 1-4 years, by top 10 causes has been given in Statement 4.2.

Statement 4.2: Top 10 Causes of Mortality among Children in the Age Group 1-4 Years, 2011

Top 10 causes of deaths in children aged 1-4							
Rank	Cause of Death	Male		Female		Total	
		Number	%	Number	%	Number	%
1	Other infectious and parasitic diseases	1189	13.0	848	12.1	2037	12.6
2	Pneumonia	571	6.3	452	6.5	1023	6.3
4	Other Respiratory Diseases	452	5.0	375	5.4	827	5.1
3	Septicemia	593	6.5	470	6.7	1063	6.6
5	Unintentional injuries	587	6.4	481	6.9	1068	6.6
6	Anemia	370	4.1	299	4.3	669	4.2
7	Heart Diseases	1381	15.1	1058	15.1	2439	15.1
8	Malaria	259	2.8	186	2.7	445	2.8
9	Encephalitis	395	4.3	297	4.2	692	4.3
10	Meningitis	316	3.5	272	3.9	588	3.6
	Total deaths (1-4)	9120		6992		16112	

4.3 Children aged 0-4 years: Of the total medically certified deaths, 10.2 per cent has been reported from this age-group, accounting for 9.8 per cent and 10.8 per cent of total male and female medically certified deaths respectively. Certain Conditions originating in the Perinatal Period cause 72.2% of deaths among this age group. Septicemia caused 5.2 per cent of deaths followed by Congenital abnormalities (4.5%), Other Infectious and Parasitic Diseases (4.2%), Heart diseases (3.4%), Pneumonia (3.3%), Other Respiratory Diseases (3.3%), Unintentional injuries (1.6%), Meningitis (1.3%) and Encephalitis (1.1%) deaths under this age group. The distribution of mortality in the age group 0-4 years, by top 10 causes has been given in Statement 4.3

Statement 4.3: Top 10 Causes of Mortality among Children in the Age Group 0-4 Years -2011

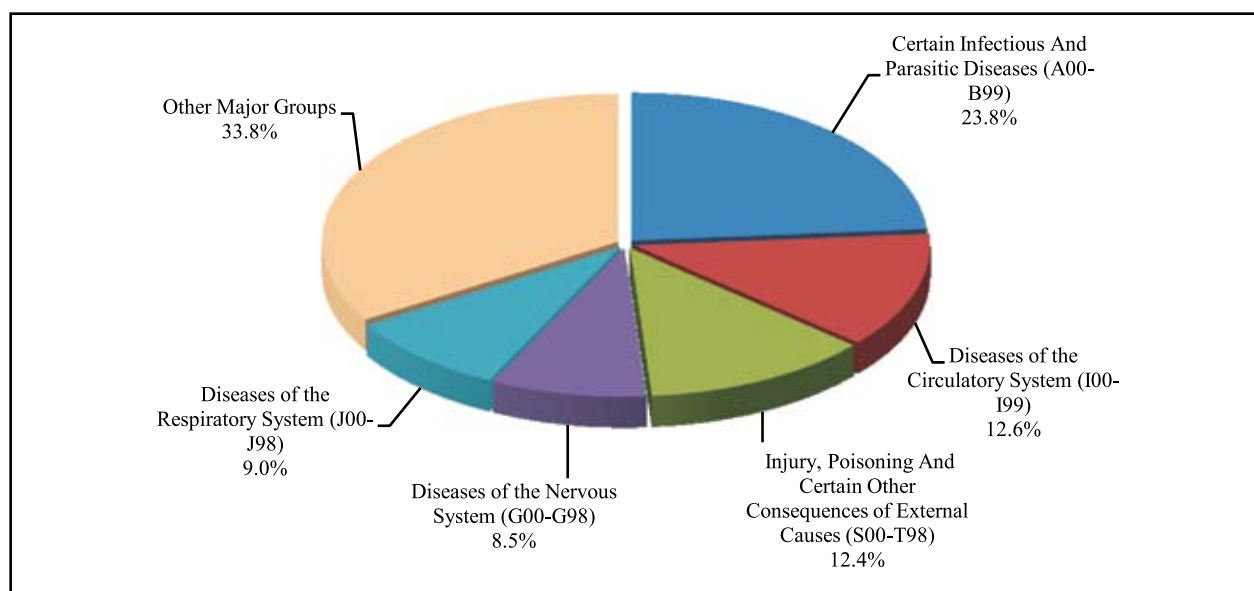
Top 10 causes of deaths in children aged 0-4							
Rank	Cause of Death	Male		Female		Total	
		Number	%	Number	%	Number	%
1	Certain conditions originating in perinatal period	42562	73.1	28498	71.0	71060	72.2
2	Spticemia	2994	5.1	2120	5.3	5114	5.2
3	Other infectious and parasitic diseases	2425	4.2	1711	4.3	4136	4.2
4	Pneumonia	1774	3.0	1447	3.6	3221	3.3
5	Other Respiratory Diseases	1793	3.1	1455	3.6	3248	3.3
6	Congenital abnormalities	2644	4.5	1773	4.4	4417	4.5
7	Heart Diseases	1876	3.2	1437	3.6	3313	3.4
8	Unintentional injuries	887	1.5	687	1.7	1574	1.6
9	Meningitis	711	1.2	535	1.3	1246	1.3
10	Encephalitis	595	1.0	479	1.2	1074	1.1
	Total deaths (0-4)	58261		40142		98403	

4.4 Children aged 5-14 years: The share of this age-group in the total medically certified deaths is 2.3 per cent, constituting 2.1 per cent and 2.6 per cent of total male and female medically certified deaths respectively. Of the total reported deaths under this age-group, the share of *Certain Infectious and Parasitic Diseases* is 23.8 per cent followed by *Diseases of Circulatory System* (12.6 per cent), *Injury, Poisoning and Certain Other Consequences of External Causes* (12.4 per cent), *Diseases of Respiratory System* (9.0 per cent) and *Diseases of the Nervous System* (8.5 per cent). The distribution of mortality in the age group 5-14 years, by major cause groups is given in Statement 4.4 and Chart 4.1.

Statement 4.4: Distribution of Mortality among Children in the Age Group 5-14 Years by Major Cause Groups-2011

S.No	Major Cause Group	Male		Female		Total	
		Number	%	Number	%	Number	%
1	Certain Infectious and Parasitic Diseases (A00-B99)	2878	23.6	2287	24.0	5165	23.8
2	Diseases of the Circulatory System (I00-I99)	1541	12.6	1205	12.6	2746	12.6
3	Injury, Poisoning and Certain Other Consequences of External Causes (S00-T98)	1490	12.2	1214	12.7	2704	12.4
4	Diseases of the Nervous System (G00-G98)	1109	9.1	731	7.7	1840	8.5
5	Diseases of the Respiratory System (J00-J98)	1088	8.9	861	9.0	1949	9.0
6	Other Major Groups	4111	33.6	3230	33.9	7341	33.8
	Total medically certified deaths in the age group 5-14 Years	12217	100.0	9528	100.0	21745	100.0
	Deaths in the age group 5 - 14 years as percentage to total medically certified deaths	-	2.1	-	2.6	-	2.3

Chart 4.1
Percentage Distribution of Child Deaths (Age 5 to 14 years) by Major Cause Groups - 2011

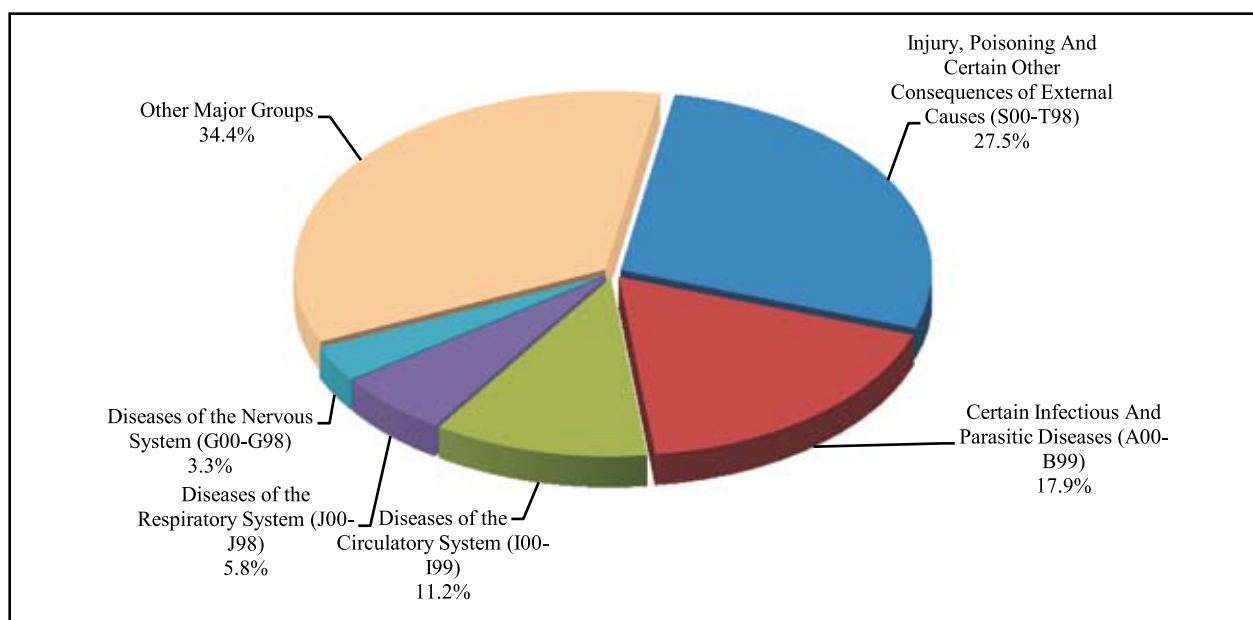


4.5 Persons aged 15-24 years: This age-group has contributed to 5.4 per cent of the total medically certified deaths with the share of male and female deaths to the corresponding total deaths being 4.6 per cent and 6.6 per cent respectively. The category consisting of *Injury, Poisoning & Certain Other Consequences of External Causes*, has caused the maximum deaths 27.5 per cent of total deaths reported under this age-group. *Certain Infectious and Parasitic Diseases* and *Diseases of Circulatory System* are other leading causes of deaths, accounting for 17.9 per cent and 11.2 per cent of deaths respectively. The distribution of mortality in the age group 15-24 years, by major cause groups has been shown in Statement 4.5 and Chart 4.2.

Statement 4.5: Distribution of Mortality among Persons in the Age Group 15-24 Years by Major Cause Groups-2011

S.No	Major Cause Group	Male		Female		Total	
		Number	%	Number	%	Number	%
1	Injury, Poisoning And Certain Other Consequences of External Causes (S00-T98)	7963	28.9	6343	26.0	14306	27.5
2	Certain Infectious And Parasitic Diseases (A00-B99)	4902	17.8	4392	18.0	9294	17.9
3	Diseases of the Circulatory System (I00-I99)	3196	11.6	2607	10.7	5803	11.2
4	Diseases of the Respiratory System (J00-J98)	1674	6.1	1357	5.6	3031	5.8
5	Diseases of the Nervous System (G00-G98)	923	3.3	781	3.2	1704	3.3
6	Other Major Groups	8940	32.4	8954	36.6	17894	34.4
	Total medically certified deaths in the age group 15-24 Years	27598	100.0	24434	100.0	52032	100.0
	Deaths in the age group 15 - 24 years as percentage to total medically certified deaths	-	4.6	-	6.6	-	5.4

Chart 4.2
Percentage Distribution of Medically Certified Deaths in the Age Group 15 to 24 years by Major Cause Groups - 2011

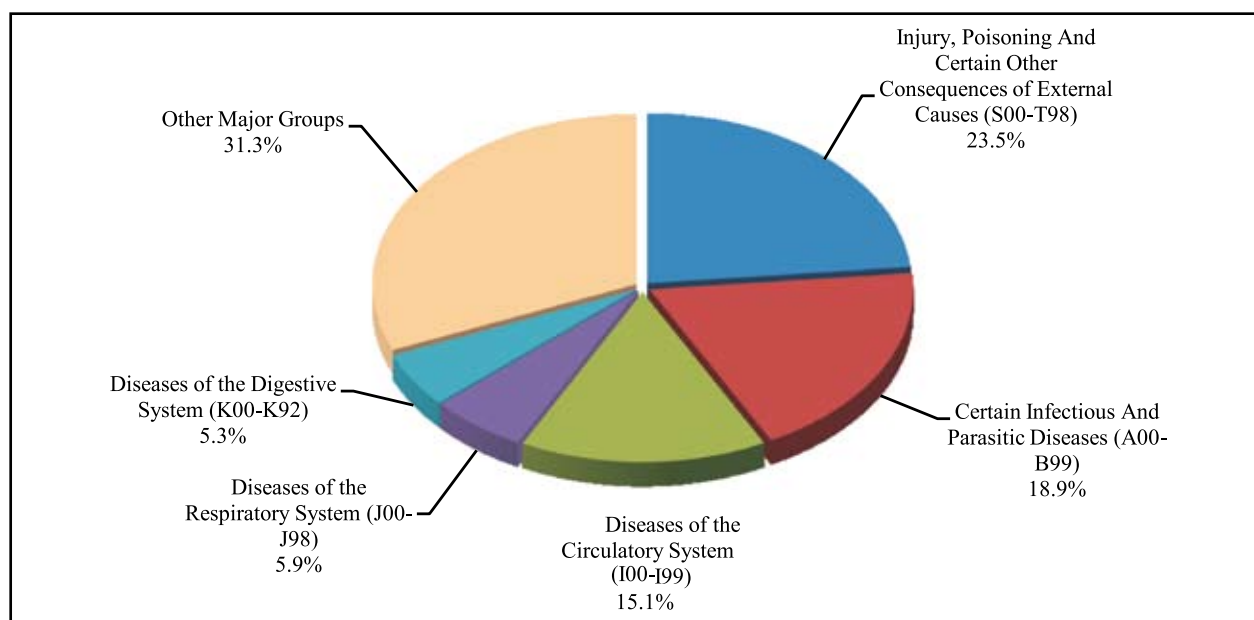


4.6 Persons aged 25-34 years: This age group has constituted around 7.5 per cent of total medically certified deaths. Around every twelfth medically certified death belongs to this age-group, with 7.3 per cent and 7.7 per cent of total male and female medically certified deaths respectively coming from this age-group. A significant percentage of deaths have been reported due to *Injury, Poisoning & Certain Other Consequences of External Causes* (23.5 per cent). The two other major determinants of deaths are *Certain Infectious and Parasitic Diseases* (18.9 per cent) and *Diseases of the Circulatory System* (15.1 per cent). The distribution of mortality in the age group 25-34 years, by major cause groups has been depicted in Statement 4.6 and Chart 4.3.

Statement 4.6: Distribution of Mortality among Persons in the Age Group 25-34 Years by Major Cause Groups-2011.

S.No	Major Cause Group	Male		Female		Total	
		Number	%	Number	%	Number	%
1	Injury, Poisoning And Certain Other Consequences of External Causes (S00-T98)	10296	23.7	6601	23.1	16897	23.5
2	Certain Infectious And Parasitic Diseases (A00-B99)	8399	19.3	5229	18.3	13628	18.9
3	Diseases of the Circulatory System (I00-I99)	6637	15.3	4260	14.9	10897	15.1
4	Diseases of the Respiratory System (J00-J98)	2550	5.9	1700	5.9	4250	5.9
5	Diseases of the Digestive System (K00-K92)	2989	6.9	798	2.8	3787	5.3
6	Other Major Groups	12559	28.9	10000	35.0	22559	31.3
	Total medically certified deaths in the age group 25-34 Years	43430	100.0	28588	100.0	72018	100.0
	Deaths in the age group 25-34 years as percentage to total medically certified deaths	-	7.3	-	7.7	-	7.5

Chart 4.3
Percentage Distribution of Medically Certified Deaths in the Age Group 25 to 34 years by Major Cause Groups - 2011

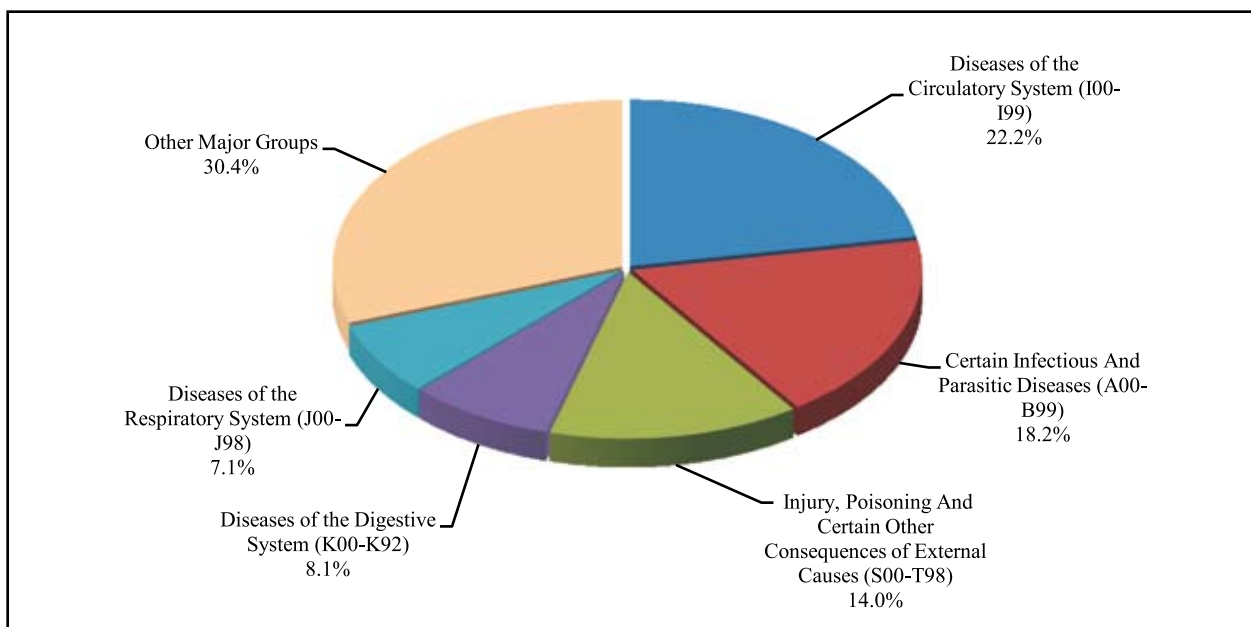


4.7 Persons aged 35-44 years: The overall contribution of this age-group in total medically certified deaths is 9.8 per cent, accounting for 10.8 per cent for male and 8.2 per cent of female deaths. ‘Diseases of the Circulatory System’, ‘Certain Infectious and Parasitic Diseases’, ‘Injury, Poisoning and Certain Other Consequences of External Causes’, ‘Diseases of Digestive System’ and ‘Diseases of Respiratory System’ are leading cause groups of deaths together contributing around 69.6 per cent of total deaths under this age-group. The distribution of mortality in the age group 35-44 years, by major cause groups has been presented in Statement 4.7 and Chart 4.4.

Statement 4.7: Distribution of Mortality among Persons in the Age Group 35-44 Years by Major Cause Groups-2011

S.No	Major Cause Group	Male		Female		Total	
		Number	%	Number	%	Number	%
1	Diseases of the Circulatory System (I00-I99)	14257	22.2	6702	22.1	20959	22.2
2	Certain Infectious And Parasitic Diseases (A00-B99)	11994	18.7	5185	17.1	17179	18.2
3	Injury, Poisoning And Certain Other Consequences of External Causes (S00-T98)	9123	14.2	4105	13.6	13228	14.0
4	Diseases of the Digestive System (K00-K92)	6468	10.1	1185	3.9	7653	8.1
5	Diseases of the Respiratory System (J00-J98)	4401	6.9	2329	7.7	6730	7.1
6	Other Major Groups	17995	28.0	10770	35.6	28765	30.4
	Total medically certified deaths in the age group 35-44 Years	64238	100.0	30276	100.0	94514	100.0
	Deaths in the age group 35 - 44 years as percentage to total medically certified deaths	-	10.8	-	8.2	-	9.8

Chart 4.4
Percentage Distribution of Medically Certified Deaths in the Age Group 35 to 44 years by Major Cause Groups - 2011

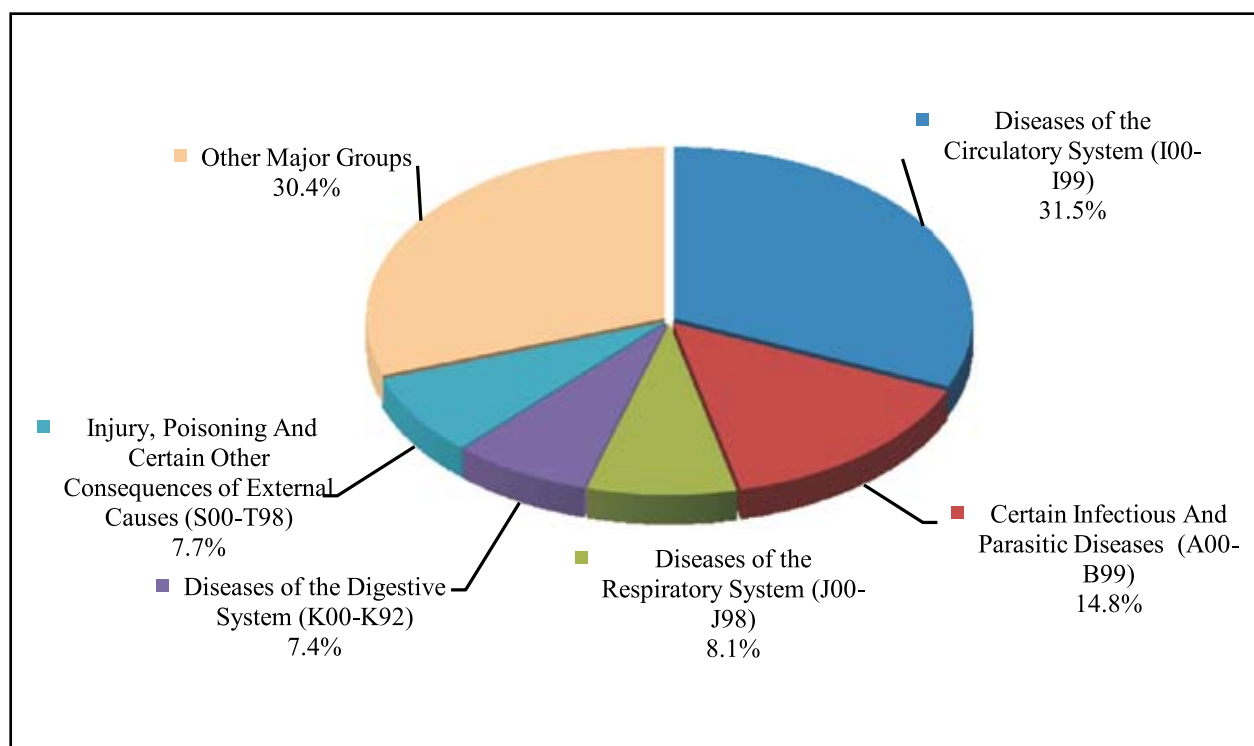


4.8 Persons aged 45-54 years: This age group has contributed to 13.0 per cent of the total medically certified deaths, constituting 14.5 per cent and 10.7 per cent of total male and female medically certified deaths respectively. The prominent causes of mortality in this age-group are 'Diseases of the Circulatory System', 'Certain Infectious and Parasitic Diseases', 'Injury, Poisoning & Certain Other Consequences of External Causes', 'Diseases of the Respiratory System' and 'Diseases of Digestive System' which together contribute around 69.6 per cent of the total deaths reported under this age-group. The distribution of mortality in the age group 45-54 years, by major cause groups has been presented in Statement 4.8 and Chart 4.5.

Statement 4.8: Distribution of Mortality among Persons in the Age Group 45-54 Years by Major Cause Groups-2011

S.No	Major Cause Group	Male		Female		Total	
		Number	%	Number	%	Number	%
1	Diseases of the Circulatory System (I00-I99)	26931	31.2	12740	32.1	39671	31.5
2	Certain Infectious And Parasitic Diseases (A00-B99)	13086	15.2	5594	14.1	18680	14.8
3	Diseases of the Respiratory System (J00-J98)	6894	8.0	3317	8.4	10211	8.1
4	Diseases of the Digestive System (K00-K92)	7800	9.1	1538	3.9	9338	7.4
5	Injury, Poisoning And Certain Other Consequences of External Causes (S00-T98)	7200	8.4	2528	6.4	9728	7.7
6	Other Major Groups	24271	28.2	13971	35.2	38242	30.4
	Total medically certified deaths in the age group 45-54 Years	86182	100.0	39688	100.0	125870	100.0
	Deaths in the age group 45 - 54 years as percentage to total medically certified deaths	-	14.5	-	10.7	-	13.0

Chart 4.5
Percentage Distribution of Medically Certified Deaths in the Age Group
45 to 54 years by Major Cause Groups - 2011



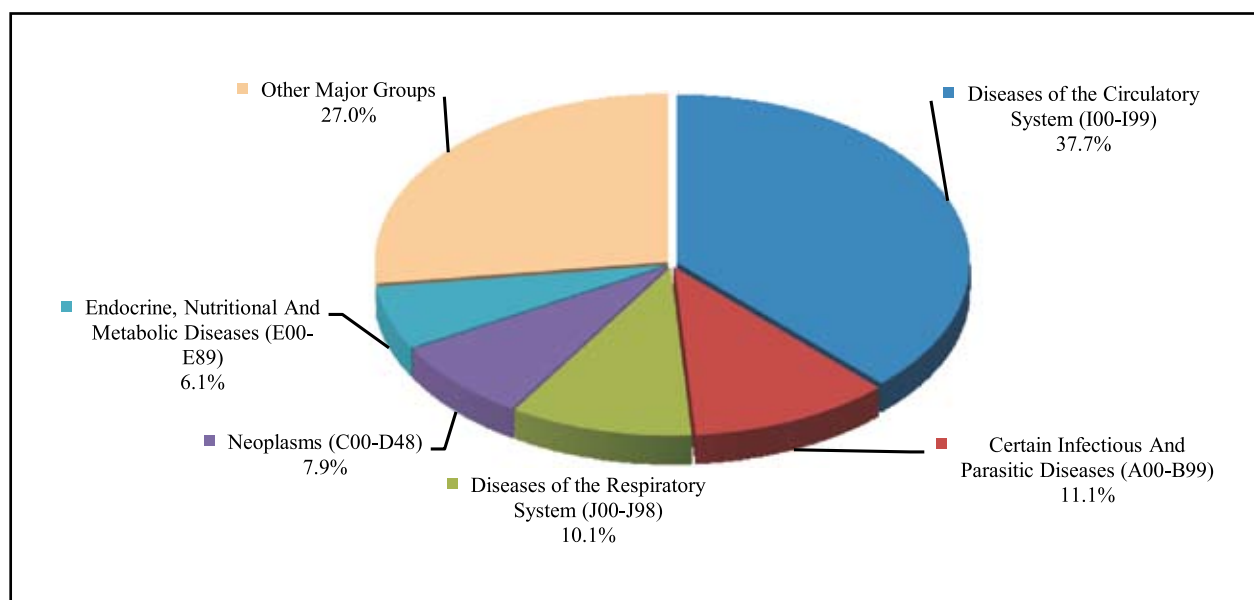
4.9 Persons aged 55-64 years: This age-group has a share of 15.6 per cent in the total medically certified deaths, accounting for 16.8 per cent and 13.7 per cent of total male and female medically certified deaths respectively. *Diseases of the Circulatory System* have contributed to the maximum number (37.7 per cent) of total deaths in this age-group, followed by *Certain Infectious and Parasitic Diseases* (11.1 per cent). In the *circulatory system deaths*, Ischemic heart diseases have taken the highest toll, contributing around 30.8 per cent of total deaths. Around 33.0 per cent of the deaths under the cause group *Certain Infectious and Parasitic Diseases* are due to Tuberculosis, followed by 32.7 per cent due to Septicaemia. The cause group *Diseases of the Respiratory System*, responsible for 10.1 per cent of the total deaths under this age-group has two major constituents viz. Pneumonia and Asthma, together accounting for around 30.3 per cent of total respiratory system deaths. (Refer Table 6 in appendix 1). The distribution of mortality in the age group 55-64 years, by major cause groups has been highlighted in Statement 4.9 and Chart 4.6.

Statement 4.9: Distribution of Mortality among Persons in the Age Group 55-64 Years by Major Cause Groups-2011

S.No	Major Cause Group	Male		Female		Total	
		Number	%	Number	%	Number	%
1	Diseases of the Circulatory System (I00-I99)	37479	37.5	19371	38.1	56850	37.7
2	Certain Infectious And Parasitic Diseases (A00-B99)	11449	11.5	5326	10.5	16775	11.1
3	Diseases of the Respiratory System (J00-J98)	10272	10.3	4942	9.7	15214	10.1
4	Neoplasms (C00-D48)	6995	7.0	4861	9.6	11856	7.9
5	Endocrine, Nutritional And Metabolic Diseases (E00-E89)	5577	5.6	3690	7.3	9267	6.1
6	Other Major Groups	28160	28.2	12608	24.8	40768	27.0
	Total medically certified deaths in the age group 55-64 Years	99932	100.0	50798	100.0	150730	100.0
	Deaths in the age group 55 - 64 years as percentage to total medically certified deaths	-	16.8	-	13.7	-	15.6

Chart 4.6

Percentage Distribution of Medically Certified Deaths in the Age Group 55 to 64 years by Major Cause Groups - 2011



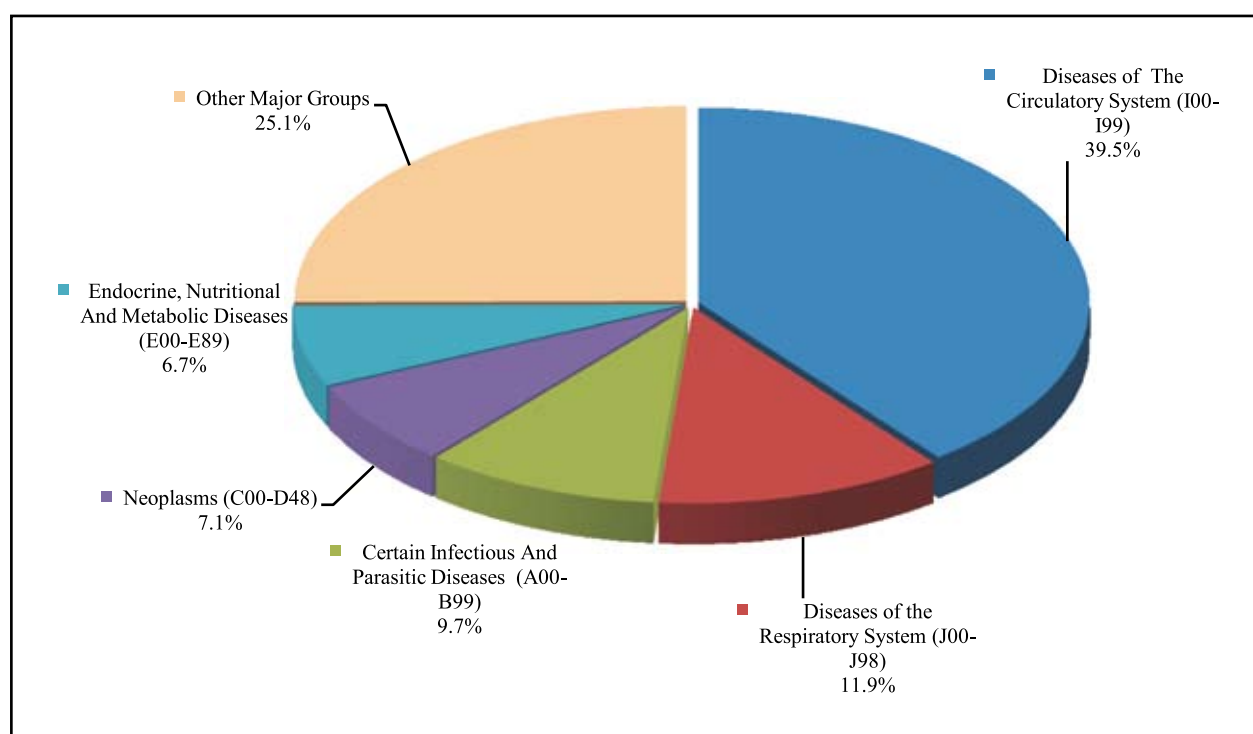
4.10 Persons aged 65-69 years: This age-group has a share of 8.6 per cent in the total medically certified deaths, accounting for 8.5 per cent and 8.6 per cent of total male and female medically certified deaths respectively. In this age group, *Diseases of the Circulatory System* alone constitute the highest number of deaths (39.5 per cent). Ischemic heart diseases constitute highest share of around 32.8 per cent of circulatory system deaths, under this age group. The second leading cause group of death in this age group is *Diseases of Respiratory*

System with the share of 11.9 per cent. Under this cause group, Asthma and Pneumonia being the major constituents with the shares of 11.3 per cent and 14.3 per cent of this cause group respectively. The major group of *Certain Infectious and Parasitic Diseases* ranks third with the share of 9.7 per cent. Under this cause group, Tuberculosis and Septicemia together are responsible for 72.2 per cent of the deaths. (Refer Table 6 in appendix 1). The distribution of mortality in the age group 65-69 years, by major cause groups has been portrayed in Statement 4.10 and Chart 4.7.

Statement 4.10: Distribution of Mortality among Persons in the Age Group 65-69 Years by Major Cause Groups-2011

S.No	Major Cause Group	Male		Female		Total	
		Number	%	Number	%	Number	%
1	Diseases of The Circulatory System (I00-I99)	19449	38.3	13180	41.4	32629	39.5
2	Diseases of the Respiratory System (J00-J98)	6478	12.8	3364	10.6	9842	11.9
3	Certain Infectious And Parasitic Diseases (A00-B99)	5144	10.1	2894	9.1	8038	9.7
5	Neoplasms (C00-D48)	3531	7.0	2325	7.3	5856	7.1
4	Endocrine, Nutritional And Metabolic Diseases (E00-E89)	3155	6.2	2378	7.5	5533	6.7
6	Other Major Groups	12973	25.6	7730	24.3	20703	25.1
	Total medically certified deaths in the age group 65-69 Years	50730	100.0	31871	100.0	82601	100.0
	Deaths in the age group 65 - 69 years as percentage to total medically certified deaths	-	8.5	-	8.6	-	8.6

Chart 4.7
Percentage Distribution of Medically Certified Deaths in the Age Group 65 to 69 years by Major Cause Groups - 2011

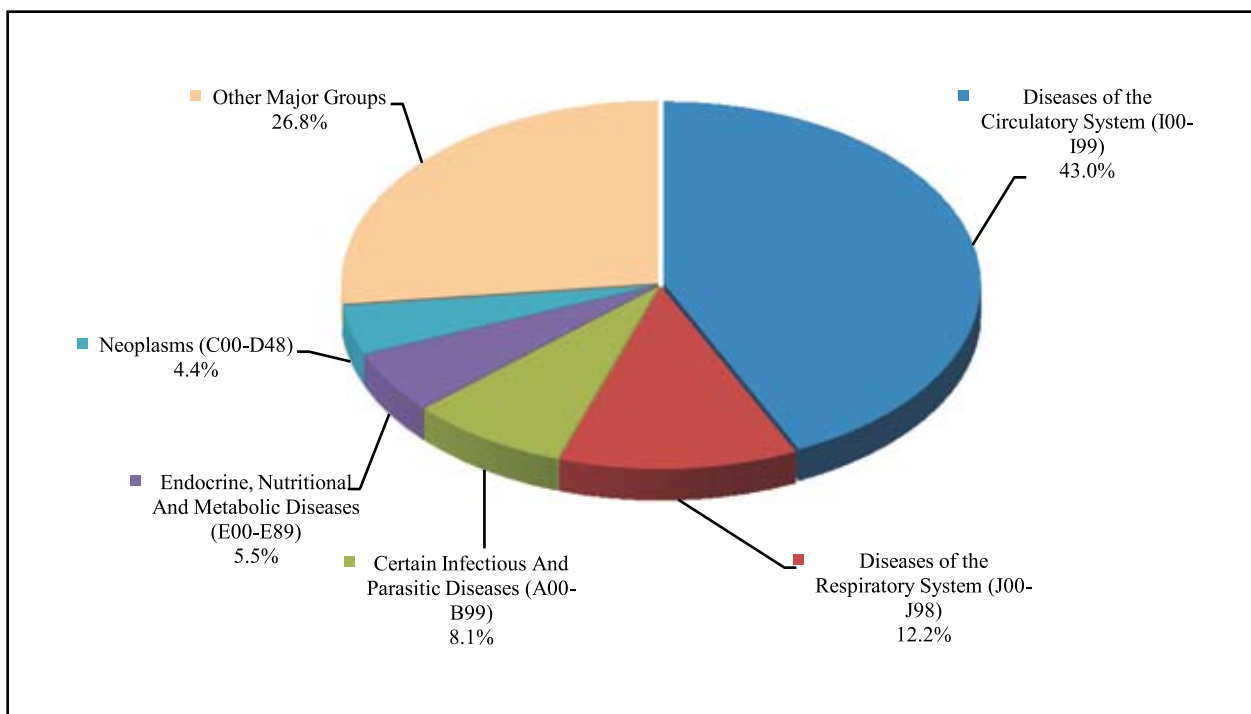


4.11 Old aged persons of 70 years and above: This age-group, as expected, has reported the maximum incidence (23.1 per cent) of total medically certified deaths. As high as 21.1 per cent and 26.4 per cent of total male and female medically certified deaths have respectively been reported from this age-group. In this age group, *Diseases of the Circulatory System* alone contribute to 43.0 per cent of deaths. Ischaemic heart diseases constitute maximum number (35.9 per cent) of circulatory system deaths under this age group. The major group of *Diseases of Respiratory System* is the second leading cause of death with 12.2 per cent of total deaths under this age group. Pneumonia and Asthma are the major constituents of *Diseases of Respiratory System* with the shares of 19.2 per cent and 11.6 per cent respectively. With the share of 8.1 per cent, *Certain Infectious and Parasitic Diseases* is the third leading cause group of death in this age group. Under this cause group, Tuberculosis and Septicaemia together account for about 77.8 per cent deaths. (Refer Table 6 in appendix 1). The distribution of mortality in the age group 70 years and above, by major cause groups has been presented in Statement 4.11 and Chart 4.8.

Statement 4.11: Distribution of Mortality among Old Aged Persons (70 or Above Years) by Major Cause Groups-2011

S.No	Major Cause Group	Male		Female		Total	
		Number	%	Number	%	Number	%
1	Diseases of the Circulatory System (I00-I99)	52817	42.1	43201	44.2	96018	43.0
2	Diseases of the Respiratory System (J00-J98)	16265	13.0	10958	11.2	27223	12.2
3	Certain Infectious And Parasitic Diseases (A00-B99)	10547	8.4	7510	7.7	18057	8.1
4	Endocrine, Nutritional And Metabolic Diseases (E00-E89)	6873	5.5	5476	5.6	12349	5.5
5	Neoplasms (C00-D48)	5946	4.7	3824	3.9	9770	4.4
6	Other Major Groups	33069	26.3	26735	27.4	59804	26.8
	Total medically certified deaths in the age group 70 or Above Years	125517	100.0	97704	100.0	223221	100.0
	Deaths in the age group 70 or Above years as percentage to total medically certified deaths	-	21.1	-	26.4	-	23.1

Chart 4.8
Percentage Distribution of Medically Certified Deaths in the Age Group
70 Years and above by Major Cause Groups - 2011



4.12 In some of the statements/tables, the totals of percentage may be approximations rather than exact ones, due to rounding-off. In the Statements 4.1 to 4.11, the major group XVIII i.e. Symptoms Signs and abnormal clinical and laboratory findings not elsewhere classified has not been included as it is not a proper classification of cause of death.

☒ ☒ ☒

APPENDICES

LIST OF STATISTICAL TABLES-2011

Table Number	Description	Page No.
1	Percentage of Medically Certified Deaths to registered deaths in States/Union Territories during 2009-2011	71
2	Medically Certified Deaths in States / Union Territories by Sex and Major Cause Groups (Based Upon Tenth Revision of ICD) during 2011	72-75
3	Percentage distribution of Medically Certified Deaths in States/UTs by sex and major cause groups (Based Upon Tenth Revision of ICD) during 2011	76-79
4	Medically Certified Deaths by Sex in States / Union Territories according to National List (Based Upon Tenth Revision of ICD) during 2011	80-115
5	Medically Certified Deaths by Age, Sex and Major Cause Groups (Based Upon Tenth Revision of ICD) during 2011	116
6	Medically Certified Deaths by Age and Sex according to National List (Based Upon Tenth Revision of ICD) during 2011	117-138
7.1 to 7.32	Medically Certified Deaths by Age, Sex and Major Cause Groups (Based Upon Tenth Revision of ICD) during 2011 – Pertaining to 27 States/UTs	139-170
8.1 to 8.32	Percentage Distribution of Medically Certified Deaths by Age, Sex and Major Cause Groups (Based Upon Tenth Revision of ICD) during 2011 – Pertaining to 27 States/UTs	171-202
9	Medically Certified Deaths by Sex and Major Cause Groups (Based Upon Tenth Revision of I.C.D.) during 2002 to 2011	203
10	Percentage Distribution of Medically Certified Deaths by Sex and Major Cause Groups (Based Upon Tenth Revision of I.C.D.) during 2002 to 2011.	204
11	Percentage Distribution of Medically Certified Deaths by Age, Sex and Major Cause Groups (Based Upon Tenth Revision of ICD) during 2011	205
12	Percentage Distribution of Medically Certified Deaths Over Age Groups by Sex and Major Cause Groups (Based Upon Tenth Revision of ICD) during 2011.	206

TABLE 1: PERCENTAGE OF MEDICALLY CERTIFIED DEATHS TO REGISTERED DEATHS IN STATES/UNION TERRITORIES DURING 2009-2011

S.No.	STATE / UNION TERRITORY	TOTAL REGISTERED DEATHS			MEDICALLY CERTIFIED DEATHS (TOTAL)			PERCENTAGE OF MEDICALLY CERTIFIED DEATHS TO TOTAL REGISTERED DEATHS		
		2009	2010	2011	2009	2010	2011	2009	2010	2011
1	2	3	4	5	6	7	8	9	10	11
1	Andhra Pradesh	434064	415050	420646	66967	74499	66442	15.4	17.9	15.8
2	A & N Islands	1899	2000	2073	917	834	765	48.3	41.7	36.9
3	Arunachal Pradesh	1580	2593	1560	NA	NA	507	-	-	32.5
4	Assam	99165	103943	111054	20416	13957	16160	20.6	13.4	14.6
5	Bihar	137801	108705	155176	15415	8404	7429	11.2	7.7	4.8
6	Chandigarh	14918	15105	15713	NA	NA	15713	-	-	100.0
7	Chhattisgarh	109230	115544	114842	9522	11314	9550	8.7	9.8	8.3
8	Dadra & Nagar Haveli	1201	1216	1302	NA	NA	629	-	-	48.3
9	Daman & Diu	1017	1012	1298	NA	NA	1269	-	-	97.8
10	Delhi	112013	124353	112142	67371	73917	63611	60.1	59.4	56.7
11	Goa	11858	12208	11326	11858	12208	11321	100.0	100.0	100.0
12	Gujarat	317985	323689	324080	56787	65062	70275	17.9	20.1	21.7
13	Haryana	141681	147113	153530	25464	26801	NA	18.0	18.2	-
14	Himachal Pradesh	42393	41798	42524	4663	5044	5014	11.0	12.1	11.8
15	Jammu & Kashmir	35997	35360	35425	NA	NA	244	-	-	0.7
16	Jharkhand	107940	107916	116615	538	142	412	0.5	-	0.4
17	Karnataka	373290	381743	384745	115433	121347	123221	30.9	31.8	32.0
18	Kerala	232020	238864	244295	25599	29239	29252	11.0	12.2	12.0
19	Lakshadweep	316	289	292	NA	NA	NA	-	-	-
20	Madhya Pradesh	322335	325118	351621	37499	40111	37131	11.6	12.3	10.6
21	Maharashtra	633206	663383	624791	212335	213826	215618	33.5	32.2	34.5
22	Manipur	4296	4157	4253	2106	2298	2215	49.0	55.3	52.1
23	Meghalaya	14842	13863	14848	5084	2600	1681	34.3	18.8	11.3
24	Mizoram	5942	5365	5484	2929	2582	2537	49.3	48.1	46.3
25	Nagaland	6465	6836	6961	245	195	162	3.8	2.9	2.3
26	Odisha	284146	278710	277484	34752	34741	33975	12.2	12.5	12.2
27	Puducherry	11681	12022	12078	6980	7240	7464	59.8	60.2	61.8
28	Punjab	185930	186519	187675	20504	20347	19920	11.0	10.9	10.6
29	Rajasthan	337248	370460	360560	32196	36965	42417	9.5	10.0	11.8
30	Sikkim	3125	3035	3094	1107	1145	1275	35.4	37.7	41.2
31	Tamil Nadu	447900	472450	476709	146461	142335	149946	32.7	30.1	31.5
32	Tripura	NA	7810	8911	NA	NA	4553	-	-	51.1
33	Uttarakhand	29696	29127	29300	3164	3441	3800	10.7	11.8	13.0
34	Uttar Pradesh	868240	813822	751596	NA	NA	NA	-	-	-
35	West Bengal	346630	319581	371079	19706	20302	21484	5.7	6.4	5.8
	Total	5678050	5690759	5735082	-	-	-	-	-	-
Total MCCD Reporting State/UTs		4754781	4813552	4829664	946018	970896	965992	19.9	20.2	20.0

Note: N.A : Data not available

TABLE -2 :MEDICALLY CERTIFIED DEATHS IN STATES / UNION TERRITORIES BY SEX AND

Major Group No.	CAUSE OF DEATH	Sex	All States (Total)	Andhra Pradesh	A & N Islands	Arunachal Pradesh	Assam	Bihar	Chandigarh	Chhattisgarh	D & N Haveli	Daman & Diu	Delhi	Goa	Gujarat	Himachal Pradesh	Jammu & Kashmir	Jharkhand	Karnataka
			1	2	3	4	5		6				7	8	9	11	12	13	
I	CERTAIN INFECTIOUS AND PARASITIC DISEASES (A00-B99)	M	76732	5816	54	70	2179	739	1091	832	51	13	6617	411	6404	431	34	31	8477
		F	43935	3142	38	31	966	814	737	536	0	3	4035	217	4077	245	24	21	4689
		T	120667	8958	92	101	3145	1553	1828	1368	51	16	10652	628	10481	676	58	52	13166
II	NEOPLASMS (C00-D48)	M	29882	588	8	34	1425	59	473	139	0	20	5715	446	2494	93	43	0	4366
		F	21828	431	8	15	795	82	327	111	0	12	3551	383	1525	50	28	4	3213
		T	51710	1019	16	49	2220	141	800	250	0	32	9266	829	4019	143	71	4	7579
III	DISEASES OF BLOOD & BLOOD FORMING ORGANS & CERTAIN DISORDERS INVOLVING THE IMMUNE MECHANISM (D50-D89)	M	7159	309	17	1	201	79	97	291	0	0	279	28	485	194	0	7	1097
		F	6954	318	16	17	132	63	61	288	0	2	227	48	516	130	0	9	912
		T	14113	627	33	18	333	142	158	579	0	2	506	76	1001	324	0	16	2009
IV	ENDOCRINE, NUTRITIONAL AND METABOLIC DISEASES (E00-E89)	M	22313	1330	40	26	412	30	411	274	0	4	957	215	612	155	4	1	4599
		F	15962	865	30	3	215	51	297	158	0	0	750	199	547	107	2	0	3237
		T	38275	2195	70	29	627	81	708	432	0	4	1707	414	1159	262	6	1	7836
V	MENTAL AND EHAVIOURAL DISORDERS (F01-F99)	M	962	119	14	0	244	20	74	10	0	0	75	26	32	0	0	0	74
		F	335	20	1	0	37	24	61	3	0	0	54	7	10	0	0	0	31
		T	1297	139	15	0	281	44	135	13	0	0	129	33	42	0	0	0	105
VI	DISEASES OF THE NERVOUS SYSTEM (G00-G98)	M	13200	868	33	9	488	230	395	171	0	64	572	64	910	211	0	2	2001
		F	8290	545	5	3	288	181	258	134	0	49	333	33	544	115	0	1	1162
		T	21490	1413	38	12	776	411	653	305	0	113	905	97	1454	326	0	3	3163
VII	DISEASES OF THE EYE AND ADNEXA (H00-H59)	M	35	12	0	0	0	0	0	2	0	0	1	2	2	0	0	0	2
		F	31	8	1	0	0	0	0	2	0	0	2	0	2	0	0	0	1
		T	66	20	1	0	0	0	0	4	0	0	3	2	4	0	0	0	3
VIII	DISEASES OF THE EAR AND MASTOID PROCESS (H60-H95)	M	31	4	0	0	0	0	2	4	0	0	1	1	1	0	0	0	5
		F	18	2	0	0	0	0	0	3	0	0	1	0	1	0	0	0	3
		T	49	6	0	0	0	0	2	7	0	0	2	1	2	0	0	0	8
IX	DISEASES OF THE CIRCULATORY SYSTEM (I00-I99)	M	170030	17979	178	87	730	780	1407	1093	198	120	5315	2226	9741	420	15	191	23749
		F	108060	10149	75	34	584	793	892	637	0	60	3120	2047	6181	253	13	56	13184
		T	278090	28128	253	121	1314	1573	2299	1730	198	180	8435	4273	15922	673	28	247	36933
X	DISEASES OF THE RESPIRATORYSYSTEM (J00-J98)	M	55831	3588	40	29	1458	325	915	506	19	254	2450	616	3642	708	21	13	6451
		F	33138	1696	20	10	695	309	570	296	0	185	1492	549	2170	359	6	8	3280
		T	88969	5284	60	39	2153	634	1485	802	19	439	3942	1165	5812	1067	27	21	9731
XI	DISEASES OF THE DIGESTIVE SYSTEM (K00-K92)	M	32938	1320	41	58	835	331	1079	309	0	24	1890	805	1926	190	28	15	6466
		F	9822	451	10	21	411	210	436	93	0	9	796	87	725	80	15	4	1608
		T	42760	1771	51	79	1246	541	1515	402	0	33	2686	892	2651	270	43	19	8074
XII	DISEASES OF THE SKIN AND SUBCUTANEOUS TISSUE (L00-L98)	M	1217	155	2	0	0	0	85	13	0	0	32	7	106	0	0	0	508
		F	669	79	0	0	0	0	27	5	0	0	21	3	78	0	0	0	264
		T	1886	234	2	0	0	0	112	18	0	0	53	10	184	0	0	0	772
XIII	DISEASES OF THE MUSCULOSKELETAL SYSTEM AND CONNECTIVE TISSUE (M00-M99)	M	591	50	0	0	0	0	112	7	0	0	139	9	22	0	0	0	107
		F	539	26	0	0	0	0	85	5	0	0	97	5	18	0	0	0	84
		T	1130	76	0	0	0	0	197	12	0	0	236	14	40	0	0	0	191
XIV	DISEASES OF THE GENTOURINARY SYSTEM (N00-N99)	M	16740	787	30	0	243	273	0	130	0	0	1133	186	1312	66	0	3	2544
		F	11121	454	11	0	104	226	643	133	0	0	742	115	793	51	0	1	1528
		T	27861	1241	41	0	347	499	643	263	0	0	1875	301	2105	117	0	4	4072

MAJOR CAUSE GROUPS (BASED UPON TENTH REVISION OF ICD) DURING 2011

Kerala	Madhya Pradesh	Maharashtra	Manipur	Meghalaya	Mizoram	Nagaland	Odisha	Puducherry	Punjab	Rajasthan	Sikkim	Tamil Nadu	Tripura	Uttarakhand	West Bengal	Sex	Major Group No.	CAUSE OF DEATH
14	15	16	17	18	19	20	21	22	23	24	25	26		27	28			
1313	2052	20492	238	218	353	9	3393	815	1287	4180	102	5744	537	376	2373	M	I	CERTAIN INFECTIOUS AND PARASITIC DISEASES (A00-B99)
605	1119	12069	118	117	198	4	2057	465	768	1645	75	3177	233	228	1482	F		
1918	3171	32561	356	335	551	13	5450	1280	2055	5825	177	8921	770	604	3855	T		
2598	211	6202	64	69	151	5	763	156	419	411	32	2385	70	115	328	M	II	NEOPLASMS (C00-D48)
1586	178	5499	28	44	78	2	487	118	298	220	26	2457	40	69	163	F		
4184	389	11701	92	113	229	7	1250	274	717	631	58	4842	110	184	491	T		
152	1099	1148	23	8	13	3	476	85	163	272	6	355	93	41	137	M	III	DISEASES OF BLOOD & BLOOD FORMING ORGANS & CERTAIN DISORDERS INVOLVING THE IMMUNE MECHANISM (D50-D89)
137	1290	1011	11	11	12	1	478	70	138	279	6	499	39	55	178	F		
289	2389	2159	34	19	25	4	954	155	301	551	12	854	132	96	315	T		
1777	673	3837	56	28	48	6	1243	109	677	815	12	3564	65	116	217	M	IV	ENDOCRINE, NUTRITIONAL AND METABOLIC DISEASES (E00-E89)
1208	429	3078	35	29	25	2	612	84	499	558	15	2697	19	69	142	F		
2985	1102	6915	91	57	73	8	1855	193	1176	1373	27	6261	84	185	359	T		
24	0	62	0	0	38	0	49	6	25	7	7	52	1	3	0	M	V	MENTAL AND BEHAVIOURAL DISORDERS (F01-F99)
1	0	28	0	0	12	0	13	6	2	1	2	22	0	0	0	F		
25	0	90	0	0	50	0	62	12	27	8	9	74	1	3	0	T		
324	881	2368	28	29	65	12	732	32	208	463	17	1062	29	93	839	M	VI	DISEASES OF THE NERVOUS SYSTEM (G00-G98)
224	674	1526	25	20	43	7	472	27	77	300	13	658	14	47	512	F		
548	1555	3894	53	49	108	19	1204	59	285	763	30	1720	43	140	1351	T		
1	0	8	0	0	0	0	1	0	0	2	0	1	0	1	0	M	VII	DISEASES OF THE EYE AND ADNEXA (H00-H59)
0	0	13	0	0	0	0	0	0	0	0	0	2	0	0	0	F		
1	0	21	0	0	0	0	1	0	0	2	0	3	0	1	0	T		
2	0	11	0	0	0	0	0	0	0	0	0	0	0	0	0	M	VIII	DISEASES OF THE EAR AND MASTOID PROCESS (H60-H95)
1	0	6	0	0	0	0	0	0	0	0	0	0	1	0	0	F		
3	0	17	0	0	0	0	0	0	0	0	0	0	1	0	0	T		
5534	4145	39913	396	160	222	19	3956	1077	3855	5346	189	35899	859	343	3888	M	IX	DISEASES OF THE CIRCULATORY SYSTEM (I00-I99)
3769	2428	27234	218	84	85	11	2513	647	2326	2927	104	24482	421	196	2537	F		
9303	6573	67147	614	244	307	30	6469	1724	6181	8273	293	60381	1280	539	6425	T		
2376	959	13427	142	72	241	13	1433	497	1473	4588	78	6971	549	311	1666	M	X	DISEASES OF THE RESPIRATORY SYSTEM (J00-J98)
1129	371	9641	106	63	143	8	742	313	792	2486	63	4417	325	191	703	F		
3505	1330	23068	248	135	384	21	2175	810	2265	7074	141	11388	874	502	2369	T		
1650	501	7635	210	145	194	15	1368	239	1266	677	123	2241	11	263	1083	M	XI	DISEASES OF THE DIGESTIVE SYSTEM (K00-K92)
458	88	1725	42	27	62	6	451	36	316	133	45	834	10	132	501	F		
2108	589	9360	252	172	256	21	1819	275	1582	810	168	3075	21	395	1584	T		
47	0	106	0	1	2	0	48	1	19	11	0	12	0	16	46	M	XII	DISEASES OF THE SKIN AND SUBCUTANEOUS TISSUE (L00-L98)
38	0	76	0	0	0	0	22	0	16	0	2	9	0	8	21	F		
85	0	182	0	1	2	0	70	1	35	11	2	21	0	24	67	T		
26	1	49	0	2	0	0	58	1	2	0	0	0	1	4	1	M	XIII	DISEASES OF THE MUSCULOSKELETAL SYSTEM AND CONNECTIVE TISSUE (M00-M99)
63	0	79	2	3	6	0	53	1	4	0	1	0	0	4	3	F		
89	1	128	2	5	6	0	111	2	6	0	1	0	1	8	4	T		
541	150	4545	34	36	68	9	265	248	404	233	21	2618	28	131	702	M	XIV	DISEASES OF THE GENITOURINARY SYSTEM (N00-N99)
276	25	2965	28	25	43	5	165	120	217	131	14	1765	7	105	429	F		
817	175	7510	62	61	111	14	430	368	621	364	35	4383	35	236	1131	T		

TABLE -2 :MEDICALLY CERTIFIED DEATHS IN STATES / UNION TERRITORIES BY SEX AND

Major Group No.	CAUSE OF DEATH	Sex	All States (Total)	Andhra Pradesh	A & N Islands	Arunachal Pradesh	Assam	Bihar	Chandigarh	Chhattisgarh	D & N Haveli	Daman & Diu	Delhi	Goa	Gujarat	Himachal Pradesh	Jammu & Kashmir	Jharkhand	Karnataka
			1	2	3		4	5		6			7	8	9	11		12	13
XV	PREGNANCY, CHILDBIRTH AND THE PUERPERIUM (O00-O99)	F	4810	460	2	1	362	382	270	98	0	7	479	8	209	12	8	9	841
		T	4810	460	2	1	362	382	270	98	0	7	479	8	209	12	8	9	841
XVI	CERTAIN CONDITIONS ORIGINATING IN THE PERINATAL PERIOD (P00-P96)	M	42957	2150	25	31	636	278	1198	850	0	3	1255	103	2287	292	0	1	7090
		F	28779	1618	21	8	710	302	589	593	5	4	772	54	1517	215	0	0	4412
		T	71736	3768	46	39	1346	580	1787	1443	5	7	2027	157	3804	507	0	1	11502
XVII	CONGENITAL MALFORMATIONS, DEFORMATIONS AND CHROMOSOMAL ABNORMALITIES (Q00-Q99)	M	4000	76	1	0	0	3	380	25	0	0	384	22	411	0	0	0	1101
		F	2577	41	0	0	0	5	262	11	0	0	216	9	229	0	0	0	704
		T	6577	117	1	0	0	8	642	36	0	0	600	31	640	0	0	0	1805
XVIII	SYMPTOMS, SIGNS AND ABNORMAL CLINICAL AND LABORATORY FINDINGS N.E.C. (R00-R99)	M	72928	3982	6	9	0	188	434	557	0	0	11280	900	9073	173	0	11	1019
		F	46268	2220	7	3	0	150	266	420	248	0	6025	668	6408	95	0	17	611
		T	119196	6202	13	12	0	338	700	977	248	0	17305	1568	15481	268	0	28	1630
XIX	INJURY, POISONING AND CERTAIN OTHER CONSEQUENCES OF EXTERNAL CAUSES (S00-T98)	M	48238	2848	16	5	1331	253	1165	474	108	271	1577	651	3086	243	0	5	8861
		F	27072	1936	15	2	679	249	614	337	0	165	1226	171	2179	126	3	2	4940
		T	75310	4784	31	7	2010	502	1779	811	108	436	2803	822	5265	369	3	7	13801
ALL CAUSES		M	595784	41981	505	359	10182	3588	9318	5687	376	773	39672	6718	42546	3176	145	280	78517
		F	370208	24461	260	148	5978	3841	6395	3863	253	496	23939	4603	27729	1838	99	132	44704
		T	965992	66442	765	507	16160	7429	15713	9550	629	1269	63611	11321	70275	5014	244	412	123221

MAJOR CAUSE GROUPS (BASED UPON TENTH REVISION OF ICD) DURING 2011

Kerala	Madhya Pradesh	Maharashtra	Manipur	Meghalaya	Mizoram	Nagaland	Odisha	Puducherry	Punjab	Rajasthan	Sikkim	Tamil Nadu	Tripura	Uttarakhand	West Bengal	Sex	Major Group No.	CAUSE OF DEATH
14	15	16	17	18	19	20	21	22	23	24	25	26		27	28			
27	63	436	4	35	1	0	355	2	110	344	9	193	0	18	65	F	XV	PREGNANCY, CHILD BIRTH AND THE PUERPERIUM (O00-O99)
27	63	436	4	35	1	0	355	2	110	344	9	193	0	18	65	T		
635	4545	4964	36	104	138	5	3059	505	716	6347	54	4206	0	129	1315	M	XVI	CERTAIN CONDITIONS ORIGINATING IN THE PERINATAL PERIOD (P00-P96)
470	2865	3457	36	75	92	3	1994	393	380	3923	32	3255	67	58	859	F		
1105	7410	8421	72	179	230	8	5053	898	1096	10270	86	7461	67	187	2174	T		
310	0	542	12	5	7	0	455	2	16	90	4	12	1	11	130	M	XVII	CONGENITAL MALFORMATIONS, DEFORMATIONS AND CHROMOSOMAL ABNORMALITIES (Q00-Q99)
223	0	446	9	2	3	0	230	11	9	34	7	31	1	4	90	F		
533	0	988	21	7	10	0	685	13	25	124	11	43	2	15	220	T		
232	6168	14406	51	110	79	0	1713	524	1116	1197	23	18532	651	182	312	M	XVIII	SYMPTOMS, SIGNS AND ABNORMAL CLINICAL AND LABORATORY FINDINGS N.E.C. (R00-R99)
240	3693	9970	78	68	26	0	870	411	491	618	8	12022	310	138	187	F		
472	9861	24376	129	178	105	0	2583	935	1607	1815	31	30554	961	320	499	T		
920	1293	11442	131	69	78	12	2045	250	1334	2964	134	6098	103	178	293	M	XIX	INJURY, POISONING AND CERTAIN OTHER CONSEQUENCES OF EXTERNAL CAUSES (S00-T98)
335	1230	5202	54	22	11	5	1404	213	497	1215	51	3674	68	165	282	F		
1255	2523	16644	185	91	89	17	3449	463	1831	4179	185	9772	171	343	575	T		
18462	22678	131157	1421	1056	1697	108	21057	4547	12980	27603	802	89752	2998	2313	13330	M		
10790	14453	84461	794	625	840	54	12918	2917	6940	14814	473	60194	1555	1487	8154	F		
29252	37131	215618	2215	1681	2537	162	33975	7464	19920	42417	1275	149946	4553	3800	21484	T		ALL CAUSES

TABLE 3 :PERCENTAGE DISTRIBUTION OF MEDICALLY CERTIFIED DEATHS IN STATES / UNION

Major Group No.	CAUSE OF DEATH	Sex	All States (Total)	Andhra Pradesh	A & N Islands	Arunachal Pradesh	Assam	Bihar	Chandigarh	Chhattisgarh	D & N Haveli	Daman & Diu	Delhi	Goa	Gujarat	Himachal Pradesh	Jammu & Kashmir	Jharkhand	Karnataka
1	2	3	4	5	6	7	8	9	10	11	12	13	14	15	16	17	18	19	20
I	CERTAIN INFECTIOUS AND PARASITIC DISEASES (A00-B99)	M	12.9	13.9	10.7	19.5	21.4	20.6	11.7	14.6	13.6	1.7	16.7	6.1	15.1	13.6	23.4	11.1	10.8
		F	11.9	12.8	14.6	8.6	16.2	21.2	7.9	13.9	0.0	0.6	16.9	4.7	14.7	13.3	24.2	15.9	10.5
		T	12.5	13.5	12.0	19.9	19.5	20.9	19.6	14.3	8.1	1.3	16.7	5.5	14.9	13.5	23.8	12.6	10.7
II	NEOPLASMS (C00-D48)	M	5.0	1.4	1.6	9.5	14.0	1.6	5.1	2.4	0.0	2.6	14.4	6.6	5.9	2.9	29.7	0.0	5.6
		F	5.9	1.8	3.1	4.2	13.3	2.1	3.5	2.9	0.0	2.4	14.8	8.3	5.5	2.7	28.3	3.0	7.2
		T	5.4	1.5	2.1	9.7	13.7	1.9	5.1	2.6	0.0	2.5	14.6	7.3	5.7	2.9	29.1	1.0	6.2
III	DISEASES OF BLOOD & BLOOD FORMING ORGANS & CERTAIN DISORDERS INVOLVING THE IMMUNE MECHANISM (D50-D89)	M	1.2	0.7	3.4	0.3	2.0	2.2	1.0	5.1	0.0	0.0	0.7	0.4	1.1	6.1	0.0	2.5	1.4
		F	1.9	1.3	6.2	4.7	2.2	1.6	1.0	7.5	0.0	0.4	0.9	1.0	1.9	7.1	0.0	6.8	2.0
		T	1.5	0.9	4.3	3.6	2.1	1.9	1.0	6.1	0.0	0.2	0.8	0.7	1.4	6.5	0.0	3.9	1.6
IV	ENDOCRINE, NUTRITIONAL AND METABOLIC DISEASES (E00-E89)	M	3.7	3.2	7.9	7.2	4.0	0.8	4.4	4.8	0.0	0.5	2.4	3.2	1.4	4.9	2.8	0.4	5.9
		F	4.3	3.5	11.5	0.8	3.6	1.3	4.6	4.1	0.0	0.0	3.1	4.3	2.0	5.8	2.0	0.0	7.2
		T	4.0	3.3	9.2	5.7	3.9	1.1	4.5	4.5	0.0	0.3	2.7	3.7	1.6	5.2	2.5	0.2	6.4
V	MENTAL AND BEHAVIOURAL DISORDERS (F01-F99)	M	0.2	0.3	2.8	0.0	2.4	0.6	0.8	0.2	0.0	0.0	0.2	0.4	0.1	0.0	0.0	0.0	0.1
		F	0.1	0.1	0.4	0.0	0.6	0.6	1.0	0.1	0.0	0.0	0.2	0.2	0.0	0.0	0.0	0.0	0.1
		T	0.1	0.2	2.0	0.0	1.7	0.6	0.9	0.1	0.0	0.0	0.2	0.3	0.1	0.0	0.0	0.0	0.1
VI	DISEASES OF THE NERVOUS SYSTEM (G00-G98)	M	2.2	2.1	6.5	2.5	4.8	6.4	4.2	3.0	0.0	8.3	1.4	1.0	2.1	6.6	0.0	0.7	2.5
		F	2.2	2.2	1.9	0.8	4.8	4.7	4.0	3.5	0.0	9.9	1.4	0.7	2.0	6.3	0.0	0.8	2.6
		T	2.2	2.1	5.0	2.4	4.8	5.5	4.2	3.2	0.0	8.9	1.4	0.9	2.1	6.5	0.0	0.7	2.6
VII	DISEASES OF THE EYE AND ADNEXA (H00-H59)	M	0.0	0.0	0.0	0.0	0.0	0.0	0.0	0.0	0.0	0.0	0.0	0.0	0.0	0.0	0.0	0.0	0.0
		F	0.0	0.0	0.4	0.0	0.0	0.0	0.0	0.1	0.0	0.0	0.0	0.0	0.0	0.0	0.0	0.0	0.0
		T	0.0	0.0	0.1	0.0	0.0	0.0	0.0	0.0	0.0	0.0	0.0	0.0	0.0	0.0	0.0	0.0	0.0
VIII	DISEASES OF THE EAR AND MASTOID PROCESS (H60-H95)	M	0.0	0.0	0.0	0.0	0.0	0.0	0.0	0.1	0.0	0.0	0.0	0.0	0.0	0.0	0.0	0.0	0.0
		F	0.0	0.0	0.0	0.0	0.0	0.0	0.0	0.1	0.0	0.0	0.0	0.0	0.0	0.0	0.0	0.0	0.0
		T	0.0	0.0	0.0	0.0	0.0	0.0	0.0	0.1	0.0	0.0	0.0	0.0	0.0	0.0	0.0	0.0	0.0
IX	DISEASES OF THE CIRCULATORY SYSTEM (I00-I99)	M	28.5	42.8	35.2	24.2	7.2	21.7	15.1	19.2	52.7	15.5	13.4	33.1	22.9	13.2	10.3	68.2	30.2
		F	29.2	41.5	28.8	9.5	9.8	20.6	13.9	16.5	0.0	12.1	13.0	44.5	22.3	13.8	13.1	42.4	29.5
		T	28.8	42.3	33.1	23.9	8.1	21.2	14.6	18.1	31.5	14.2	13.3	37.7	22.7	13.4	11.5	60.0	30.0
X	DISEASES OF THE RESPIRATORY SYSTEM (J00-J98)	M	9.4	8.5	7.9	8.1	14.3	9.1	9.8	8.9	5.1	32.9	6.2	9.2	8.6	22.3	14.5	4.6	8.2
		F	9.0	6.9	7.7	2.8	11.6	8.0	8.9	7.7	0.0	37.3	6.2	11.9	7.8	19.5	6.1	6.1	7.3
		T	9.2	8.0	7.8	7.7	13.3	8.5	9.5	8.4	3.0	34.6	6.2	10.3	8.3	21.3	11.1	5.1	7.9
XI	DISEASES OF THE DIGESTIVE SYSTEM (K00-K92)	M	5.5	3.1	8.1	16.2	8.2	9.2	11.6	5.4	0.0	3.1	4.8	12.0	4.5	6.0	19.3	5.4	8.2
		F	2.7	1.8	3.8	5.8	6.9	5.5	6.8	2.4	0.0	1.8	3.3	1.9	2.6	4.4	15.2	3.0	3.6
		T	4.4	2.7	6.7	15.6	7.7	7.3	9.6	4.2	0.0	2.6	4.2	7.9	3.8	5.4	17.6	4.6	6.6
XII	DISEASES OF THE SKIN AND SUBCUTANEOUS TISSUE (L00-L98)	M	0.2	0.4	0.4	0.0	0.0	0.0	0.9	0.2	0.0	0.0	0.1	0.1	0.2	0.0	0.0	0.0	0.6
		F	0.2	0.3	0.0	0.0	0.0	0.0	0.4	0.1	0.0	0.0	0.1	0.1	0.3	0.0	0.0	0.0	0.6
		T	0.2	0.4	0.3	0.0	0.0	0.0	0.7	0.2	0.0	0.0	0.1	0.1	0.3	0.0	0.0	0.0	0.6
XIII	DISEASES OF THE MUSCULOSKELETAL SYSTEM AND CONNECTIVE TISSUE (M00-M99)	M	0.1	0.1	0.0	0.0	0.0	0.0	1.2	0.1	0.0	0.0	0.4	0.1	0.1	0.0	0.0	0.0	0.1
		F	0.1	0.1	0.0	0.0	0.0	0.0	1.3	0.1	0.0	0.0	0.4	0.1	0.1	0.0	0.0	0.0	0.2
		T	0.1	0.1	0.0	0.0	0.0	0.0	1.3	0.1	0.0	0.0	0.4	0.1	0.1	0.0	0.0	0.0	0.2
XIV	DISEASES OF THE GENITOURINARY SYSTEM (N00-N99)	M	2.8	1.9	5.9	0.0	2.4	7.6	0.0	2.3	0.0	0.0	2.9	2.8	3.1	2.1	0.0	1.1	3.2
		F	3.0	1.9	4.2	0.0	1.7	5.9	10.1	3.4	0.0	0.0	3.1	2.5	2.9	2.8	0.0	0.8	3.4
		T	2.9	1.9	5.4	0.0	2.1	6.7	4.1	2.8	0.0	0.0	2.9	2.7	3.0	2.3	0.0	1.0	3.3

TERRITORIES BY SEX AND MAJOR CAUSE GROUPS (BASED UPON TENTH REVISION OF ICD) DURING 2011

Kerala	Madhya Pradesh	Maharashtra	Manipur	Meghalaya	Mizoram	Nagaland	Odisha	Puducherry	Punjab	Rajasthan	Sikkim	Tamil Nadu	Tripura	Uttarakhand	West Bengal	Sex	Major Group No.	CAUSE OF DEATH
17	18	19	20	21	22	23	24	25	26	27	28	29		30	31	3	1	2
7.1	9.0	15.6	16.7	20.6	20.8	8.3	16.1	17.9	9.9	15.1	12.7	6.4	17.9	16.3	17.8	M	I	CERTAIN INFECTIOUS AND PARASITIC DISEASES (A00-B99)
5.6	7.7	14.3	14.9	18.7	23.6	7.4	15.9	15.9	11.1	11.1	15.9	5.3	15.0	15.3	18.2	F		
6.6	8.5	15.1	16.1	19.9	21.7	8.0	16.0	17.1	10.3	13.7	13.9	5.9	16.9	15.9	17.9	T		
14.1	0.9	4.7	4.5	6.5	8.9	4.6	3.6	3.4	3.2	1.5	4.0	2.7	2.3	5.0	2.5	M	II	NEOPLASMS (C00-D48)
14.7	1.2	6.5	3.5	7.0	9.3	3.7	3.8	4.0	4.3	1.5	5.5	4.1	2.6	4.6	2.0	F		
14.3	1.0	5.4	4.2	6.7	9.0	4.3	3.7	3.7	3.6	1.5	4.5	3.2	2.4	4.8	2.3	T		
0.8	4.8	0.9	1.6	0.8	0.8	2.8	2.3	1.9	1.3	1.0	0.7	0.4	3.1	1.8	1.0	M	III	DISEASES OF BLOOD & BLOOD FORMING ORGANS & CERTAIN DISORDERS INVOLVING THE IMMUNE MECHANISM (D50-D89)
1.3	8.9	1.2	1.4	1.8	1.4	1.9	3.7	2.4	2.0	1.9	1.3	0.8	2.5	3.7	2.2	F		
1.0	6.4	1.0	1.5	1.1	1.0	2.5	2.8	2.1	1.5	1.3	0.9	0.6	2.9	2.5	1.5	T		
9.6	3.0	2.9	3.9	2.7	2.8	5.6	5.9	2.4	5.2	3.0	1.5	4.0	2.2	5.0	1.6	M	IV	ENDOCRINE, NUTRITIONAL AND METABOLIC DISEASES (E00-E89)
11.2	3.0	3.6	4.4	4.6	3.0	3.7	4.7	2.9	7.2	3.8	3.2	4.5	1.2	4.6	1.7	F		
10.2	3.0	3.2	4.1	3.4	2.9	4.9	5.5	2.6	5.9	3.2	2.1	4.2	1.8	4.9	1.7	T		
0.1	0.0	0.0	0.0	0.0	2.2	0.0	0.2	0.1	0.2	0.0	0.9	0.1	0.0	0.1	0.0	M	V	MENTAL AND BEHAVIOURAL DISORDERS (F01-F99)
0.0	0.0	0.0	0.0	0.0	1.4	0.0	0.1	0.2	0.0	0.0	0.4	0.0	0.0	0.0	0.0	F		
0.1	0.0	0.0	0.0	0.0	2.0	0.0	0.2	0.2	0.1	0.0	0.7	0.0	0.0	0.1	0.0	T		
1.8	3.9	1.8	2.0	2.7	3.8	11.1	3.5	0.7	1.6	1.7	2.1	1.2	1.0	4.0	6.3	M	VI	DISEASES OF THE NERVOUS SYSTEM (G00-G98)
2.1	4.7	1.8	3.1	3.2	5.1	13.0	3.7	0.9	1.1	2.0	2.7	1.1	0.9	3.2	6.3	F		
1.9	4.2	1.8	2.4	2.9	4.3	11.7	3.5	0.8	1.4	1.8	2.4	1.1	0.9	3.7	6.3	T		
0.0	0.0	0.0	0.0	0.0	0.0	0.0	0.0	0.0	0.0	0.0	0.0	0.0	0.0	0.0	0.0	M	VII	DISEASES OF THE EYE AND ADNEXA (H00-H59)
0.0	0.0	0.0	0.0	0.0	0.0	0.0	0.0	0.0	0.0	0.0	0.0	0.0	0.0	0.0	0.0	F		
0.0	0.0	0.0	0.0	0.0	0.0	0.0	0.0	0.0	0.0	0.0	0.0	0.0	0.0	0.0	0.0	T		
0.0	0.0	0.0	0.0	0.0	0.0	0.0	0.0	0.0	0.0	0.0	0.0	0.0	0.0	0.0	0.0	M	VIII	DISEASES OF THE EAR AND MASTOID PROCESS (H60-H95)
0.0	0.0	0.0	0.0	0.0	0.0	0.0	0.0	0.0	0.0	0.0	0.0	0.0	0.1	0.0	0.0	F		
0.0	0.0	0.0	0.0	0.0	0.0	0.0	0.0	0.0	0.0	0.0	0.0	0.0	0.0	0.0	0.0	T		
30.0	18.3	30.4	27.9	15.2	13.1	17.6	18.8	23.7	29.7	19.4	23.6	40.0	28.7	14.8	29.2	M	IX	DISEASES OF THE CIRCULATORY SYSTEM (I00-I99)
34.9	16.8	32.2	27.5	13.4	10.1	20.4	19.5	22.2	33.5	19.8	22.0	40.7	27.1	13.2	31.1	F		
31.8	17.7	31.1	27.7	14.5	12.1	18.5	19.0	23.1	31.0	19.5	23.0	40.3	28.1	14.2	29.9	T		
12.9	4.2	10.2	10.0	6.8	14.2	12.0	6.8	10.9	11.3	16.6	9.7	7.8	18.3	13.4	12.5	M	X	DISEASES OF THE RESPIRATORY SYSTEM (J00-J98)
10.5	2.6	11.4	13.4	10.1	17.0	14.8	5.7	10.7	11.4	16.8	13.3	7.3	20.9	12.8	8.6	F		
12.0	3.6	10.7	11.2	8.0	15.1	13.0	6.4	10.9	11.4	16.7	11.1	7.6	19.2	13.2	11.0	T		
8.9	2.2	5.8	14.8	13.7	11.4	13.9	6.5	5.3	9.8	2.5	15.3	2.5	0.4	11.4	8.1	M	XI	DISEASES OF THE DIGESTIVE SYSTEM (K00-K92)
4.2	0.6	2.0	5.3	4.3	7.4	11.1	3.5	1.2	4.6	0.9	9.5	1.4	0.6	8.9	6.1	F		
7.2	1.6	4.3	11.4	10.2	10.1	13.0	5.4	3.7	7.9	1.9	13.2	2.1	0.5	10.4	7.4	T		
0.3	0.0	0.1	0.0	0.1	0.1	0.0	0.2	0.0	0.1	0.0	0.0	0.0	0.0	0.7	0.3	M	XII	DISEASES OF THE SKIN AND SUBCUTANEOUS TISSUE (L00-L98)
0.4	0.0	0.1	0.0	0.0	0.0	0.0	0.2	0.0	0.2	0.0	0.4	0.0	0.0	0.5	0.3	F		
0.3	0.0	0.1	0.0	0.1	0.1	0.0	0.2	0.0	0.2	0.0	0.2	0.0	0.0	0.6	0.3	T		
0.1	0.0	0.0	0.0	0.2	0.0	0.0	0.3	0.0	0.0	0.0	0.0	0.0	0.0	0.2	0.0	M	XIII	DISEASES OF THE MUSCULOSKELETAL SYSTEM AND CONNECTIVE TISSUE (M00-M99)
0.6	0.0	0.1	0.3	0.5	0.7	0.0	0.4	0.0	0.1	0.0	0.2	0.0	0.0	0.3	0.0	F		
0.3	0.0	0.1	0.1	0.3	0.2	0.0	0.3	0.0	0.0	0.0	0.1	0.0	0.0	0.2	0.0	T		
2.9	0.7	3.5	2.4	3.4	4.0	8.3	1.3	5.5	3.1	0.8	2.6	2.9	0.9	5.7	5.3	M	XIV	DISEASES OF THE GENITOURINARY SYSTEM (N00-N99)
2.6	0.2	3.5	3.5	4.0	5.1	9.3	1.3	4.1	3.1	0.9	3.0	2.9	0.5	7.1	5.3	F		
2.8	0.5	3.5	2.8	3.6	4.4	8.6	1.3	4.9	3.1	0.9	2.7	2.9	0.8	6.2	5.3	T		

TABLE 3 :PERCENTAGE DISTRIBUTION OF MEDICALLY CERTIFIED DEATHS IN STATES / UNION

Major Group No.	CAUSE OF DEATH	Sex	All States (Total)	Andhra Pradesh	A & N Islands	Arunachal Pradesh	Assam	Bihar	Chandigarh	Chhattisgarh	D & N Haveli	Daman & Diu	Delhi	Goa	Gujarat	Himachal Pradesh	Jammu & Kashmir	Jharkhand	Karnataka
1	2	3	4	5	6	7	8	9	10	11	12	13	14	15	16	17	18	19	20
XV	PREGNANCY, CHILDBIRTH AND THE PUERPERIUM (O00-O99)	F	1.3	1.9	0.8	0.3	6.1	9.9	4.2	2.5	0.0	1.4	2.0	0.2	0.8	0.7	8.1	6.8	1.9
		T	0.5	0.7	0.3	0.2	2.2	5.1	1.7	1.0	0.0	0.6	0.8	0.1	0.3	0.2	3.3	2.2	0.7
XVI	CERTAIN CONDITIONS ORIGINATING IN THE PERINATAL PERIOD (P00-P96)	M	7.2	5.1	5.0	8.6	6.2	7.7	12.9	14.9	0.0	0.4	3.2	1.5	5.4	9.2	0.0	0.4	9.0
		F	7.8	6.6	8.1	2.2	11.9	7.9	9.2	15.4	2.0	0.8	3.2	1.2	5.5	11.7	0.0	0.0	9.9
		T	7.4	5.7	6.0	7.7	8.3	7.8	11.4	15.1	0.8	0.6	3.2	1.4	5.4	10.1	0.0	0.2	9.3
XVII	CONGENITAL MALFORMATIONS, DEFORMATIONS AND CHROMOSOMAL ABNORMALITIES (Q00-Q99)	M	0.7	0.2	0.2	0.0	0.0	0.1	4.1	0.4	0.0	0.0	1.0	0.3	1.0	0.0	0.0	0.0	1.4
		F	0.7	0.2	0.0	0.0	0.0	0.1	4.1	0.3	0.0	0.0	0.9	0.2	0.8	0.0	0.0	0.0	1.6
		T	0.7	0.2	0.1	0.0	0.0	0.1	4.1	0.4	0.0	0.0	0.9	0.3	0.9	0.0	0.0	0.0	1.5
XVIII	SYMPTOMS, SIGNS AND ABNORMALCLINICAL AND LABORATORY FINDINGS N.E.C. (R00-R99)	M	12.2	9.5	1.2	2.5	0.0	5.2	4.7	9.8	0.0	0.0	28.4	13.4	21.3	5.4	0.0	3.9	1.3
		F	12.5	9.1	2.7	0.8	0.0	3.9	4.2	10.9	98.0	0.0	25.2	14.5	23.1	5.2	0.0	12.9	1.4
		T	12.3	9.3	1.7	2.4	0.0	4.5	4.5	10.2	39.4	0.0	27.2	13.9	22.0	5.3	0.0	6.8	1.3
XIX	INJURY, POISONING AND CERTAIN OTHER CONSEQUENCES OF EXTERNAL CAUSES (S00-T98)	M	8.1	6.8	3.2	1.4	13.1	7.1	12.5	8.3	28.7	35.1	4.0	9.7	7.3	7.7	0.0	1.8	11.3
		F	7.3	7.9	5.8	0.6	11.4	6.5	9.6	8.7	0.0	33.3	5.1	3.7	7.9	6.9	3.0	1.5	11.1
		T	7.8	7.2	4.1	1.4	12.4	6.8	11.3	8.5	17.2	34.4	4.4	7.3	7.5	7.4	1.2	1.7	11.2
	ALL CAUSES	M	100.0	100.0	100.0	100.0	100.0	100.0	100.0	100.0	100.0	100.0	100.0	100.0	100.0	100.0	100.0	100.0	100.0
		F	100.0	100.0	100.0	100.0	100.0	100.0	100.0	100.0	100.0	100.0	100.0	100.0	100.0	100.0	100.0	100.0	100.0
		T	100.0	100.0	100.0	100.0	100.0	100.0	100.0	100.0	100.0	100.0	100.0	100.0	100.0	100.0	100.0	100.0	100.0

TERRITORIES BY SEX AND MAJOR CAUSE GROUPS (BASED UPON TENTH REVISION OF ICD) DURING 2011

Kerala	Madhya Pradesh	Maharashtra	Manipur	Meghalaya	Mizoram	Nagaland	Odisha	Puducherry	Punjab	Rajasthan	Sikkim	Tamil Nadu	Tripura	Uttarakhand	West Bengal	Sex	Major Group No.	CAUSE OF DEATH
17	18	19	20	21	22	23	24	25	26	27	28	29		30	31	3	1	2
0.3 0.1	0.4 0.2	0.5 0.2	0.5 0.2	5.6 2.1	0.1 0.0	0.0 0.0	2.7 1.0	0.1 0.0	1.6 0.6	2.3 0.8	1.9 0.7	0.3 0.1	0.0 0.0	1.2 0.5	0.8 0.3	F T	XV	PREGNANCY, CHILDBIRTH AND THE PUERPERIUM (O00-O99)
3.4 4.4 3.8	20.0 19.8 20.0	3.8 4.1 3.9	2.5 4.5 3.3	9.8 12.0 10.6	8.1 11.0 9.1	4.6 5.6 4.9	14.5 15.4 14.9	11.1 13.5 12.0	5.5 5.5 5.5	23.0 26.5 24.2	6.7 6.8 6.7	4.7 5.4 5.0	0.0 4.3 1.5	5.6 3.9 4.9	9.9 10.5 10.1	M F T	XVI	CERTAIN CONDITIONS ORIGINATING IN THE PERINATAL PERIOD (P00-P96)
1.7 2.1 1.8	0.0 0.0 0.0	0.4 0.5 0.5	0.8 1.1 0.9	0.5 0.3 0.4	0.4 0.4 0.4	0.0 0.0 0.0	2.2 1.8 2.0	0.0 0.4 0.2	0.1 0.1 0.1	0.3 0.2 0.3	0.5 1.5 0.9	0.0 0.1 0.0	0.0 0.1 0.0	0.5 0.3 0.4	1.0 1.1 1.0	M F T	XVII	CONGENITAL MALFORMATIONS, DEFORMATIONS AND CHROMOSOMAL ABNORMALITIES (Q00-Q99)
1.3 2.2 1.6	27.2 25.6 26.6	11.0 11.8 11.3	3.6 9.8 5.8	10.4 10.9 10.6	4.7 3.1 4.1	0.0 0.0 0.0	8.1 6.7 7.6	11.5 14.1 12.5	8.6 7.1 8.1	4.3 4.2 4.3	2.9 1.7 2.4	20.6 20.0 20.4	21.7 19.9 21.1	7.9 9.3 8.4	2.3 2.3 2.3	M F T	XVIII	SYMPTOMS, SIGNS AND ABNORMAL CLINICAL AND LABORATORY FINDINGS N.E.C. (R00-R99)
5.0 3.1 4.3	5.7 8.5 6.8	8.7 6.2 7.7	9.2 6.8 8.4	6.5 3.5 5.4	4.6 1.3 3.5	11.1 9.3 10.5	9.7 10.9 10.2	5.5 7.3 6.2	10.3 7.2 9.2	10.7 8.2 9.9	16.7 10.8 14.5	6.8 6.1 6.5	3.4 4.4 3.8	7.7 11.1 9.0	2.2 3.5 2.7	M F T	XIX	INJURY, POISONING AND CERTAIN OTHER CONSEQUENCES OF EXTERNAL CAUSES (S00-T98)
100.0 100.0 100.0	100.0 100.0 100.0	100.0 100.0 100.0	100.0 100.0 100.0	100.0 100.0 100.0	100.0 100.0 100.0	100.0 100.0 100.0	100.0 100.0 100.0	100.0 100.0 100.0	100.0 100.0 100.0	100.0 100.0 100.0	100.0 100.0 100.0	100.0 100.0 100.0	100.0 100.0 100.0	100.0 100.0 100.0	100.0 100.0 100.0	M F T		ALL CAUSES

TABLE 4 - MEDICALLY CERTIFIED DEATHS BY SEX IN STATES / UNION TERRITORIES

Major Group No.	CAUSE OF DEATH	Sex	All States (Total)	Andhra Pradesh	A & N Islands	Arunachal Pradesh	Assam	Bihar	Chandigarh	Chhattisgarh	D & N Haveli	Daman* & diu	Delhi	Goa	Gujarat	Himachal Pradesh	Jammu & Kashmir	Jharkhand	Karnataka
1	2	3	4	5	6	7	8	9	10	11	12	13	14	15	16	18	19	20	21
I.	CERTAIN INFECTIOUS AND PARASITIC DISEASES (A00-B99)	M	75641	5816	54	70	2179	739	0	832	51	13	6617	411	6404	431	34	31	8477
		F	43198	3142	38	31	966	814	0	536	0	3	4035	217	4077	245	24	21	4689
		T	118839	8958	92	101	3145	1553	0	1368	51	16	10652	628	10481	676	58	52	13166
1	Intestinal infectious diseases (A00-A09)	M	4524	121	0	25	414	135	0	64	4	3	124	26	303	72	19	20	820
		F	2590	85	1	14	173	128	0	38	0	1	69	17	232	41	8	7	631
		T	7114	206	1	39	587	263	0	102	4	4	193	43	535	113	27	27	1451
1	Cholera (A00)	M	57	0	0	1	0	14	0	17	0	0	18	0	0	0	0	1	2
		F	52	0	0	2	0	33	0	9	0	0	8	0	0	0	0	0	0
		T	109	0	0	3	0	47	0	26	0	0	26	0	0	0	0	1	2
2	Typhoid fever and paratyphoid fevers (A01)	M	1010	1	0	10	60	6	0	2	0	3	13	0	28	2	4	4	47
		F	155	2	0	4	19	8	0	0	0	1	10	0	24	1	3	3	32
		T	1165	3	0	14	79	14	0	2	0	4	23	0	52	3	7	7	79
3	Food poisoning (A02, A05)	M	163	1	0	1	84	13	0	7	0	0	0	0	7	0	12	2	0
		F	91	0	0	1	34	9	0	5	0	0	1	0	6	0	5	0	2
		T	254	1	0	2	118	22	0	12	0	0	1	0	13	0	17	2	2
4	Shigellosis (A03)	M	41	0	0	0	0	0	0	0	0	0	24	0	0	0	0	1	12
		F	19	0	0	0	0	0	0	0	0	0	13	0	0	0	0	0	2
		T	60	0	0	0	0	0	0	0	0	0	37	0	0	0	0	1	14
5	Amoebiasis (A06)	M	88	4	0	0	0	6	0	0	0	0	1	0	2	0	0	1	41
		F	61	1	0	0	0	5	0	0	0	0	1	0	1	0	0	0	43
		T	149	5	0	0	0	11	0	0	0	0	2	0	3	0	0	1	84
6	Diarrhoea and gastroenteritis of presumed infectious origin (A09)	M	2946	108	0	13	134	96	0	38	4	0	61	25	224	68	3	11	713
		F	2106	79	1	7	52	73	0	24	0	0	33	17	191	38	0	4	544
		T	5052	187	1	20	186	169	0	62	4	0	94	42	415	106	3	15	1257
7	Other intestinal infectious diseases (A04, A07-A08)	M	219	7	0	0	136	0	0	0	0	0	7	1	42	2	0	0	5
		F	106	3	0	0	68	0	0	0	0	0	3	0	10	2	0	0	8
		T	325	10	0	0	204	0	0	0	0	0	10	1	52	4	0	0	13
2	Tuberculosis (A15-A19)	M	27505	995	18	20	825	126	0	145	34	4	2410	202	1855	131	10	4	4118
		F	12430	354	12	8	390	120	0	62	0	1	1193	68	878	45	12	5	1662
		T	39935	1349	30	28	1215	246	0	207	34	5	3603	270	2733	176	22	9	5780
1	Respiratory tuberculosis (A15-A16)	M	24205	854	15	20	753	126	0	40	0	0	2092	179	1534	75	0	1	3235
		F	10304	276	9	8	359	120	0	18	0	0	947	53	669	31	0	3	1213
		T	34509	1130	24	28	1112	246	0	58	0	0	3039	232	2203	106	0	4	4448
2	Tuberculosis of nervous system (A17)	M	1778	96	1	0	32	0	0	75	0	0	128	7	215	29	10	0	507
		F	1102	55	0	0	15	0	0	38	0	0	104	8	132	6	12	0	222
		T	2880	151	1	0	47	0	0	113	0	0	232	15	347	35	22	0	729
3	Tuberculosis of other organs & miliary tuberculosis (A18-A19)	M	1522	45	2	0	40	0	0	30	34	4	190	16	106	27	0	3	376
		F	1024	23	3	0	16	0	0	6	0	1	142	7	77	8	0	2	227
		T	2546	68	5	0	56	0	0	36	34	5	332	23	183	35	0	5	603
3	Other bacterial diseases (A20-A49)	M	27367	3368	27	8	270	120	0	181	0	1	3401	84	2725	173	5	1	1726
		F	18817	2015	19	0	151	206	0	151	0	1	2298	72	2048	134	4	2	1261
		T	46184	5383	46	8	421	326	0	332	0	2	5699	156	4773	307	9	3	2987
1	Plague (A20)	M	4	1	0	0	0	0	0	0	0	0	0	0	0	0	0	0	0
		F	4	4	0	0	0	0	0	0	0	0	0	0	0	0	0	0	0
		T	8	5	0	0	0	0	0	0	0	0	0	0	0	0	0	0	0
2	Leprosy (A30)	M	39	1	0	1	0	0	0	0	0	0	2	0	0	0	0	0	15
		F	17	1	0	0	0	0	0	2	0	0	0	0	0	0	0	0	5
		T	56	2	0	1	0	0	0	2	0	0	2	0	0	0	0	0	20
3	Neonatal tetanus (A33)	M	72	0	0	0	0	28	0	4	0	0	13	0	10	0	0	0	4
		F	86	0	0	0	0	39	0	2	0	0	16	0	18	0	0	0	5
		T	158	0	0	0	0	67	0	6	0	0	29	0	28	0	0	0	9
4	Other tetanus (A34-A35)	M	609	13	0	1	0	78	0	7	0	0	139	1	119	0	0	0	70
		F	419	8	0	0	0	152	0	4	0	0	71	1	60	0	0	0	35
		T	1028	21	0	1	0	230	0	11	0	0	210	2	179	0	0	0	105

ACCORDING TO NATIONAL LIST (BASED UPON TENTH REVISION OF ICD) DURING 2011

Kerala	Madhya Pradesh	Maharashtra	Manipur	Meghalaya	Mizoram	Nagaland	Odisha	Puducherry	Punjab	Rajasthan	Sikkim	Tamil Nadu	Tripura	Uttarakhand	West Bengal	Sex	CAUSE OF DEATH	Major Group No.
22	23	24	25	26	27	28	29	30	31	32	33	34	35	36	3	2	1	
13136051918	205211193171	204921206932561	238118356	218117335	353198551	94205713	339320575450	8154651280	12877682055	418016455825	102753177	574431778921	537233770	376228604	237314823855	M F T	CERTAIN INFECTIOUS AND PARASITIC DISEASES (A00-B99)	I.
313667	156107263	326337663	342761	412061	11516	213	214116330	321951	11796213	79723820	71017	191837	371164535	332760	183139322	M F T	Intestinal infectious diseases (A00-A09)	1
000	000	202	000	000	100	000	100	000	000	000	000	000	000	000	000	M F T	Cholera (A00)	1
011	000	312455	000	202	022	23	505	213	426	7723775	101	055	106	134	000	M F T	Typhoid fever and paratyphoid fevers (A01)	2
000	000	123	404	000	100	000	202	8917	000	000	011	15924	000	000	5712	M F T	Food poisoning (A02, A05)	3
000	000	112	000	000	100	000	022	000	000	000	101	000	112	000	000	M F T	Shigellosis (A03)	4
000	000	202	000	000	000	000	202	224	000	112	000	448	213	101	000	M F T	Amoebiasis (A06)	5
313465	156107263	271300571	302757	392059	8311	000	203113316	2079207	11394207	241943	5914	000	339154493	312455	178132310	M F T	Diarrhoea and gastroenteritis of presumed infectious origin (A09)	6
011	000	181028	000	000	000	000	112	000	000	000	000	000	000	000	000	M F T	Other intestinal infectious diseases (A04,A07-A08)	7
363105468	11664761642	9538492914467	552580	563591	472168	1001	661285946	22989318	438220658	10192981317	7144115	24408333273	51706	14870218	371189560	M F T	Tuberculosis (A15-A19)	2
30671377	11664761642	8862431213174	512374	371754	24933	000	475173648	13422156	355167522	9992811280	603393	23487923140	2048159	11148159	351174525	M F T	Respiratory tuberculosis (A15-A16)	1
291342	000	327287614	2002	000	640	000	10561166	8165146	372966	29911	336	693099	000	17926	000	M F T	Tuberculosis of nervous system (A17)	2
282149	000	349330679	224	191837	17825	1001	8151132	14216	462470	18826	8816	231134	311333	201333	201535	M F T	Tuberculosis of other organs & miliary tuberculosis (A18-A19)	3
594317911	341549	7646522012866	362561	432467	11480194	1223	6384821120	341269610	555355910	16919862677	201838	193115833514	10744151	13998237	13879372324	M F T	Other bacterial diseases (A20-A49)	3
000	000	000	000	000	000	000	000	000	000	300	000	000	000	000	000	M F T	Plague (A20)	1
639	000	10414	000	202	000	000	2024	000	000	000	000	000	000	000	000	M F T	Leprosy (A30)	2
000	000	5038	000	000	000	000	1001	000	202	306	000	000	000	202	000	M F T	Neonatal tetanus (A33)	3
347	17522	351348	000	202	122	000	422365	8614	16016	483078	000	000	000	303	612	M F T	Other tetanus (A34-A35)	4

TABLE 4 - MEDICALLY CERTIFIED DEATHS BY SEX IN STATES / UNION TERRITORIES

Major Group No.	CAUSE OF DEATH	Sex	All States (Total)	Andhra Pradesh	A & N Islands	Arunachal Pradesh	Assam	Bihar	Chandigarh	Chhattisgarh	D & N Haveli	Daman* & diu	Delhi	Goa	Gujarat	Himachal Pradesh	Jammu & Kashmir	Jharkhand	Karnataka
1	2	3	4	5	6	7	8	9	10	11	12	13	14	15	16	18	19	20	21
5	Diphtheria (A36)	M	591	12	0	1	0	14	0	0	0	0	42	1	33	0	0	0	10
		F	349	7	0	0	0	15	0	0	0	0	32	0	19	0	0	0	5
		T	940	19	0	1	0	29	0	0	0	0	74	1	52	0	0	0	15
6	Whooping cough (A37)	M	241	0	0	5	223	0	0	1	0	0	3	0	3	0	5	0	1
		F	127	0	0	0	114	0	0	0	0	0	3	0	2	0	4	0	0
		T	368	0	0	5	337	0	0	1	0	0	6	0	5	0	9	0	1
7	Meningococcal infection (A39)	M	83	32	0	0	0	0	0	0	0	1	14	0	3	0	0	0	2
		F	57	28	0	0	0	0	0	1	0	1	3	0	0	0	0	0	6
		T	140	60	0	0	0	0	0	1	0	2	17	0	3	0	0	0	8
8	Septicaemia (A40-A41)	M	23042	1425	9	0	0	0	0	168	0	0	3144	66	2478	173	0	1	1388
		F	16366	953	8	0	0	0	0	141	0	0	2145	69	1888	134	0	2	1132
		T	39408	2378	17	0	0	0	0	309	0	0	5289	135	4366	307	0	3	2520
9	All other types of bacterial diseases (A21-A28, A31-A32, A38, A42-A49)	M	2686	1884	18	0	47	0	0	1	0	0	44	16	79	0	0	0	236
		F	1392	1014	11	0	37	0	0	1	0	0	28	2	61	0	0	0	73
		T	4078	2898	29	0	84	0	0	2	0	0	72	18	140	0	0	0	309
4	Infections with a predominantly sexual mode of transmission (A50-A64)	M	43	4	0	0	13	0	0	1	0	0	6	3	0	2	0	0	1
		F	53	3	0	0	17	0	0	1	0	0	4	0	1	1	0	0	3
		T	96	7	0	0	30	0	0	2	0	0	10	3	1	3	0	0	4
1	Syphilis (A50-A53)	M	29	3	0	0	13	0	0	0	0	0	4	2	0	0	0	0	0
		F	35	3	0	0	17	0	0	0	0	0	4	0	0	0	0	0	1
		T	64	6	0	0	30	0	0	0	0	0	8	2	0	0	0	0	1
2	Other types of infections with a predominantly sexual mode of transmission (A54-A64)	M	14	1	0	0	0	0	0	1	0	0	2	1	0	2	0	0	1
		F	18	0	0	0	0	0	0	1	0	0	0	0	1	1	0	0	2
		T	32	1	0	0	0	0	0	2	0	0	2	1	1	3	0	0	3
5	Viral diseases (A70-A74 & A80-B34)	M	9707	415	6	3	465	263	0	177	3	4	415	77	1045	53	0	3	1355
		F	5337	220	4	0	168	225	0	106	0	0	253	55	611	24	0	2	869
		T	15044	635	10	3	633	488	0	283	3	4	668	132	1656	77	0	5	2224
1	Acute poliomyelitis (A80)	M	24	1	0	0	0	0	0	1	0	0	5	0	0	0	0	0	0
		F	19	1	0	0	0	0	0	2	0	0	8	0	0	0	0	0	0
		T	43	2	0	0	0	0	0	3	0	0	13	0	0	0	0	0	0
2	Rabies (A82)	M	378	25	0	2	0	12	0	9	0	0	19	5	47	0	0	0	74
		F	122	6	0	0	0	10	0	2	0	0	5	1	22	0	0	0	17
		T	500	31	0	2	0	22	0	11	0	0	24	6	69	0	0	0	91
3	Japanese encephalitis (A83.0)	M	115	2	0	0	69	0	0	28	0	0	6	0	0	0	0	0	0
		F	71	1	0	0	28	0	0	26	0	0	11	0	0	0	0	0	4
		T	186	3	0	0	97	0	0	54	0	0	17	0	0	0	0	0	4
4	Other viral encephalitis (A83.1-A83.9, A84-A86)	M	1218	55	1	0	0	0	0	26	0	0	35	6	170	38	0	0	275
		F	799	35	0	0	0	0	0	20	0	0	12	5	119	20	0	0	196
		T	2017	90	1	0	0	0	0	46	0	0	47	11	289	58	0	0	471
5	Dengue fever (A90)	M	433	31	0	0	0	0	0	5	0	0	57	1	84	0	0	0	36
		F	307	34	0	0	0	0	0	2	0	0	47	2	50	0	0	0	22
		T	740	65	0	0	0	0	0	7	0	0	104	3	134	0	0	0	58
6	Other arthropod-borne viral fevers and viral haemorrhagic fevers (A91-A94, A96-A99)	M	1879	5	5	0	0	0	0	6	0	0	17	1	28	0	0	0	400
		F	1142	10	3	0	0	0	0	5	0	0	17	4	33	0	0	0	305
		T	3021	15	8	0	0	0	0	11	0	0	34	5	61	0	0	0	705
7	Smallpox (B03)	M	1	0	0	0	0	0	0	1	0	0	0	0	0	0	0	0	0
		F	0	0	0	0	0	0	0	0	0	0	0	0	0	0	0	0	0
		T	1	0	0	0	0	0	0	1	0	0	0	0	0	0	0	0	0
8	Measles (B05)	M	117	0	0	1	39	14	0	1	0	0	8	0	10	0	0	0	4
		F	85	1	0	0	16	18	0	0	0	0	4	0	6	0	0	0	2
		T	202	1	0	1	55	32	0	1	0	0	12	0	16	0	0	0	6
9	Acute Hepatitis B (B16)	M	629	9	0	0	99	0	0	0	0	4	70	3	124	4	0	0	66
		F	298	2	0	0	26	0	0	3	0	0	45	9	66	0	0	0	29
		T	927	11	0	0	125	0	0	3	0	4	115	12	190	4	0	0	95

ACCORDING TO NATIONAL LIST (BASED UPON TENTH REVISION OF ICD) DURING 2011

Kerala	Madhya Pradesh	Maharashtra	Manipur	Meghalaya	Mizoram	Nagaland	Odisha	Puducherry	Punjab	Rajasthan	Sikkim	Tamil Nadu	Tripura	Uttarakhand	West Bengal	Sex	CAUSE OF DEATH		Major Group No.
22	23	24	25	26	27	28	29	30	31	32	33	34		35	36	3		2	1
0	0	3	0	0	0	0	1	0	0	61	0	0	0	1	412	M	Diphtheria		5
0	0	1	0	0	0	0	0	0	0	19	0	0	0	0	251	F	(A36)		
0	0	4	0	0	0	0	1	0	0	80	0	0	0	1	663	T			
0	0	0	0	0	0	0	0	0	0	0	0	0	0	0	0	M	Whooping cough		6
1	0	1	0	2	0	0	0	0	0	0	0	0	0	0	0	F	(A37)		
1	0	1	0	2	0	0	0	0	0	0	0	0	0	0	0	T			
0	0	7	0	0	0	0	4	0	17	0	3	0	0	0	0	M	Meningococcal infection		7
0	0	2	0	1	0	0	1	0	12	0	0	0	0	2	0	F	(A39)		
0	0	9	0	1	0	0	5	0	29	0	3	0	0	2	0	T			
377	17	7459	36	39	112	1	584	333	518	1574	17	1915	107	133	968	M	Septicaemia		8
237	10	5117	25	21	78	2	452	263	342	934	18	1576	44	96	679	F	(A40-A41)		
614	27	12576	61	60	190	3	1036	596	860	2508	35	3491	151	229	1647	T			
208	0	127	0	0	1	0	4	0	2	2	0	16	0	0	1	M	All other types of bacterial		9
72	0	79	0	0	1	0	4	0	1	0	0	7	0	0	1	F	diseases (A21-A28,A31-		
280	0	206	0	0	2	0	8	0	3	2	0	23	0	0	2	T	A32,A38, A42-A49)		
1	1	9	0	0	1	0	0	0	0	1	0	0	0	0	0	M	Infections with a		4
0	0	19	0	0	0	0	0	0	0	4	0	0	0	0	0	F	predominantly sexual mode		
1	1	28	0	0	1	0	0	0	0	5	0	0	0	0	0	T	of transmission (A50-A64)		
0	1	5	0	0	1	0	0	0	0	0	0	0	0	0	0	M	Syphilis		1
0	0	10	0	0	0	0	0	0	0	0	0	0	0	0	0	F	(A50-A53)		
0	1	15	0	0	1	0	0	0	0	0	0	0	0	0	0	T			
1	0	4	0	0	0	0	0	0	0	1	0	0	0	0	0	M	Other types of infections		2
0	0	9	0	0	0	0	0	0	0	4	0	0	0	0	0	F	with a predominantly sexual		
1	0	13	0	0	0	0	0	0	0	5	0	0	0	0	0	T	mode of transmission (A54-		
																	A64)		
218	161	2292	96	18	98	1	270	209	158	491	3	1284	19	55	50	M	Viral diseases		5
125	113	1178	35	9	52	0	140	86	95	202	3	708	4	30	20	F	(A70-A74 & A80-B34)		
343	274	3470	131	27	150	1	410	295	253	693	6	1992	23	85	70	T			
0	0	0	0	0	0	0	0	17	0	0	0	0	0	0	0	M	Acute poliomyelitis		1
0	0	0	0	0	0	0	1	7	0	0	0	0	0	0	0	F	(A80)		
0	0	0	0	0	0	0	1	24	0	0	0	0	0	0	0	T			
3	14	63	0	2	0	0	11	1	1	51	1	30	4	4	0	M	Rabies		2
0	5	21	0	2	0	0	5	3	1	12	0	8	0	0	2	F	(A82)		
3	19	84	0	4	0	0	16	4	2	63	1	38	4	4	2	T			
0	0	1	1	1	2	0	1	0	0	0	0	3	0	1	0	M	Japanese encephalitis		3
0	0	1	0	0	0	0	0	0	0	0	0	0	0	0	0	F	(A83.0)		
0	0	2	1	1	2	0	1	0	0	0	0	3	0	1	0	T			
28	0	269	13	8	15	0	108	0	6	132	1	16	2	14	0	M	Other viral encephalitis		4
24	0	184	9	4	15	0	75	0	14	46	3	9	0	9	0	F	(A83.1-A83.9,A84-A86)		
52	0	453	22	12	30	0	183	0	20	178	4	25	2	23	0	T			
7	3	118	0	0	0	0	33	9	18	11	0	20	0	0	0	M	Dengue fever		5
6	1	82	0	0	0	0	9	5	24	6	0	16	0	1	0	F	(A90)		
13	4	200	0	0	0	0	42	14	42	17	0	36	0	1	0	T			
10	0	124	0	0	0	0	10	123	12	0	0	1125	13	0	0	M	Other arthropod-borne		6
5	0	81	0	0	0	0	2	51	9	0	0	613	4	0	0	F	viral fevers and viral		
15	0	205	0	0	0	0	12	174	21	0	0	1738	17	0	0	T	haemorrhagic fevers (A91-		
																	A94, A96-A99)		
0	0	0	0	0	0	0	0	0	0	0	0	0	0	0	0	M	Smallpox		7
0	0	0	0	0	0	0	0	0	0	0	0	0	0	0	0	F	(B03)		
0	0	0	0	0	0	0	0	0	0	0	0	0	0	0	0	T			
1	0	3	0	1	0	0	5	18	0	11	0	0	0	1	0	M	Measles		8
2	0	4	0	0	1	0	5	9	0	17	0	0	0	0	0	F	(B05)		
3	0	7	0	1	1	0	10	27	0	28	0	0	0	1	0	T			
48	25	98	1	0	3	0	12	39	9	0	0	4	0	11	0	M	Acute Hepatitis B		9
26	26	36	1	0	0	0	3	10	2	0	0	4	0	10	0	F	(B16)		
74	51	134	2	0	3	0	15	49	11	0	0	8	0	21	0	T			

TABLE 4 - MEDICALLY CERTIFIED DEATHS BY SEX IN STATES / UNION TERRITORIES

Major Group No.	CAUSE OF DEATH	Sex	All States (Total)	Andhra Pradesh	A & N Islands	Arunachal Pradesh	Assam	Bihar	Chandigarh	Chhattisgarh	D & N Haveli	Daman* & diu	Delhi	Goa	Gujarat	Himachal Pradesh	Jammu & Kashmir	Jharkhand	Karnataka
1	2	3	4	5	6	7	8	9	10	11	12	13	14	15	16	18	19	20	21
10	Other viral hepatitis (B15, B17-B19)	M	1696	28	0	0	0	190	0	53	0	0	33	11	269	3	0	1	206
		F	950	15	0	0	0	147	0	21	0	0	36	4	182	1	0	0	121
		T	2646	43	0	0	0	337	0	74	0	0	69	15	451	4	0	1	327
11	Human immunodeficiency virus [HIV] disease (B20-B24)	M	2453	226	0	0	0	47	0	24	3	0	80	42	287	7	0	0	255
		F	1123	98	1	0	0	50	0	10	0	0	24	25	113	1	0	0	135
		T	3576	324	1	0	0	97	0	34	3	0	104	67	400	8	0	0	390
12	All other types of viral diseases (A70-A74, A81, A87-A89, A95, B00-B02, B04, B06-B09 & B25-B34)	M	764	33	0	0	258	0	0	23	0	0	85	8	26	1	0	2	39
		F	421	17	0	0	98	0	0	15	0	0	44	5	20	2	0	2	38
		T	1185	50	0	0	356	0	0	38	0	0	129	13	46	3	0	4	77
6	Protozoal diseases (B50-B64)	M	5445	403	3	14	192	95	0	253	10	1	176	16	451	0	0	3	255
		F	3412	240	1	9	67	135	0	171	0	0	121	5	295	0	0	5	135
		T	8857	643	4	23	259	230	0	424	10	1	297	21	746	0	0	8	390
1	Malaria (B50-B54)	M	4978	398	3	14	192	75	0	252	10	1	176	16	436	0	0	3	245
		F	3129	238	1	9	67	96	0	171	0	0	120	5	287	0	0	5	124
		T	8107	636	4	23	259	171	0	423	10	1	296	21	723	0	0	8	369
2	All other types of protozoal diseases (B55-B64)	M	467	5	0	0	0	20	0	1	0	0	0	0	15	0	0	0	10
		F	283	2	0	0	0	39	0	0	0	0	1	0	8	0	0	0	11
		T	750	7	0	0	0	59	0	1	0	0	1	0	23	0	0	0	21
7	Other certain infectious & parasitic diseases and late effects of infectious & parasitic diseases (A65-A69 & A75-A79, B35-B49, B65-B99)	M	1050	510	0	0	0	0	0	11	0	0	85	3	25	0	0	0	202
		F	559	225	1	0	0	0	0	7	0	0	97	0	12	0	0	0	128
		T	1609	735	1	0	0	0	0	18	0	0	182	3	37	0	0	0	330
1	Filariasis (B74)	M	61	0	0	0	0	0	0	0	0	0	42	0	0	0	0	0	0
		F	71	1	0	0	0	0	0	0	0	0	55	0	0	0	0	0	1
		T	132	1	0	0	0	0	0	0	0	0	97	0	0	0	0	0	1
2	Other helminthiasis (B65-B73, B75, B77-B83)	M	21	2	0	0	0	0	0	1	0	0	3	0	4	0	0	0	1
		F	17	2	0	0	0	0	0	2	0	0	3	0	2	0	0	0	4
		T	38	4	0	0	0	0	0	3	0	0	6	0	6	0	0	0	5
3	Other spirochaetal diseases and Rickettsioses (A65-A69 & A75-A79)	M	71	2	0	0	0	0	0	8	0	0	0	2	2	0	0	0	18
		F	53	1	0	0	0	0	0	3	0	0	1	0	1	0	0	0	19
		T	124	3	0	0	0	0	0	11	0	0	1	2	3	0	0	0	37
4	All other infectious & parasitic diseases and late effects of infectious & parasitic diseases (B35-B49, B76, B85-B99)	M	897	506	0	0	0	0	0	2	0	0	40	1	19	0	0	0	183
		F	418	221	1	0	0	0	0	2	0	0	38	0	9	0	0	0	104
		T	1315	727	1	0	0	0	0	4	0	0	78	1	28	0	0	0	287
II.	NEOPLASMS (C00-D48)	M	29882	588	8	34	1425	59	473	139	0	20	5715	446	2494	93	43	0	4366
		F	21828	431	8	15	795	82	327	111	0	12	3551	383	1525	50	28	4	3213
		T	51710	1019	16	49	2220	141	800	250	0	32	9266	829	4019	143	71	4	7579
8	Malignant neoplasms of lip, oral cavity and pharynx (C00-C14)	M	3423	42	0	0	220	35	0	13	0	0	905	40	337	5	0	0	433
		F	1184	18	0	0	77	34	0	3	0	0	233	16	74	2	0	0	185
		T	4607	60	0	0	297	69	0	16	0	0	1138	56	411	7	0	0	618
1	Malignant neoplasms of lip, oral cavity and pharynx (C00-C14)	M	3423	42	0	0	220	35	0	13	0	0	905	40	337	5	0	0	433
		F	1184	18	0	0	77	34	0	3	0	0	233	16	74	2	0	0	185
		T	4607	60	0	0	297	69	0	16	0	0	1138	56	411	7	0	0	618
9	Malignant neoplasms of digestive organs (C15-C26)	M	7451	142	0	34	675	17	0	42	0	0	324	159	425	29	0	0	1340
		F	4214	53	2	15	302	21	0	22	0	0	215	100	241	8	0	0	666
		T	11665	195	2	49	977	38	0	64	0	0	539	259	666	37	0	0	2006
1	Malignant neoplasm of oesophagus (C15)	M	1403	9	0	0	0	17	0	3	0	0	91	33	121	4	0	0	287
		F	802	2	0	0	0	21	0	2	0	0	55	15	51	1	0	0	148
		T	2205	11	0	0	0	38	0	5	0	0	146	48	172	5	0	0	435
2	Malignant neoplasm of stomach (C16)	M	1587	24	0	34	138	0	0	5	0	0	47	56	26	14	0	0	300
		F	841	8	1	15	49	0	0	5	0	0	26	27	25	5	0	0	133
		T	2428	32	1	49	187	0	0	10	0	0	73	83	51	19	0	0	433

ACCORDING TO NATIONAL LIST (BASED UPON TENTH REVISION OF ICD) DURING 2011

Kerala	Madhya Pradesh	Maharashtra	Manipur	Meghalaya	Mizoram	Nagaland	Odisha	Puducherry	Punjab	Rajasthan	Sikkim	Tamil Nadu	Tripura	Uttarakhand	West Bengal	Sex	CAUSE OF DEATH	Major Group No.
22	23	24	25	26	27	28	29	30	31	32	33	34	35	36	3	2	1	
32	0	387	2	6	29	0	51	0	26	248	1	61	0	9	50 M	Other viral hepatitis (B15, B17-B19)	10	
23	1	181	0	2	12	0	21	1	11	107	0	42	0	4	18 F			
55	1	568	2	8	41	0	72	1	37	355	1	103	0	13	68 T			
70	1	1105	78	0	47	1	21	2	84	35	0	23	0	15	0 M	Human immunodeficiency virus [HIV] disease (B20-B24)	11	
30	1	515	25	0	23	0	7	0	33	14	0	12	0	6	0 F			
100	2	1620	103	0	70	1	28	2	117	49	0	35	0	21	0 T			
19	118	124	1	0	2	0	18	0	2	3	0	2	0	0	0 M	All other types of viral diseases (A70-A74,A81, A87-A89,A95,B00-B02,B04,B06-B09 & B25-B34)	12	
9	79	73	0	1	1	0	12	0	1	0	0	4	0	0	0 F			
28	197	197	1	1	3	0	30	0	3	3	0	6	0	0	0 T			
6	534	615	15	52	78	4	1593	3	10	178	0	70	35	0	380 M	Protozoal diseases (B50-B64)	6	
1	408	350	6	22	31	1	1023	2	2	132	0	35	19	1	195 F			
7	942	965	21	74	109	5	2616	5	12	310	0	105	54	1	575 T			
4	534	596	15	52	78	4	1592	3	10	178	0	0	35	0	56 M	Malaria (B50-B54)	1	
1	408	342	6	22	31	1	1023	2	2	129	0	0	19	0	20 F			
5	942	938	21	74	109	5	2615	5	12	307	0	0	54	0	76 T			
2	0	19	0	0	0	0	1	0	0	0	0	70	0	0	324 M	All other types of protozoal diseases (B55-B64)	2	
0	0	8	0	0	0	0	0	0	0	3	0	35	0	1	175 F			
2	0	27	0	0	0	0	1	0	0	3	0	105	0	1	499 T			
100	0	66	2	8	4	0	17	1	9	3	1	0	0	1	2 M	Other certain infectious & parasitic diseases and late effects of infectious & parasitic diseases (65-A69 & A75-A79,B35-B49,B65-B99)	7	
21	0	36	0	7	9	0	11	0	0	0	0	0	1	2	2 F			
121	0	102	2	15	13	0	28	1	9	3	1	0	1	3	4 T			
4	0	1	0	0	0	0	13	1	0	0	0	0	0	0	0 M	Filariasis (B74)	1	
1	0	3	0	0	0	0	10	0	0	0	0	0	0	0	0 F			
5	0	4	0	0	0	0	23	1	0	0	0	0	0	0	0 T			
1	0	4	0	0	0	0	3	0	0	0	1	0	0	1	0 M	Other helminthiasis (B65-B73,B75,B77-B83)	2	
0	0	2	0	0	0	0	1	0	0	0	0	0	0	1	0 F			
1	0	6	0	0	0	0	4	0	0	0	1	0	0	2	0 T			
3	0	22	0	8	3	0	0	0	0	3	0	0	0	0	0 M	Other spirochaetal diseases and Rickettsioses (A65-A69 & A75-A79)	3	
2	0	10	0	7	8	0	0	0	0	0	0	0	0	1	0 F			
5	0	32	0	15	11	0	0	0	0	3	0	0	0	1	0 T			
92	0	39	2	0	1	0	1	0	9	0	0	0	0	0	2 M	All other infectious & parasitic diseases and late effects of infectious & parasitic diseases (B35-B49,B76, B85-B99)	4	
18	0	21	0	0	1	0	0	0	0	0	0	0	1	0	2 F			
110	0	60	2	0	2	0	1	0	9	0	0	0	1	0	4 T			
2598	211	6202	64	69	151	5	763	156	419	411	32	2385	70	115	328 M	NEOPLASMS (C00-D48)	II.	
1586	178	5499	28	44	78	2	487	118	298	220	26	2457	40	69	163 F			
4184	389	11701	92	113	229	7	1250	274	717	631	58	4842	110	184	491 T			
190	31	739	7	10	11	0	145	0	18	43	3	195	0	0	1 M	Malignant neoplasms of lip, oral cavity and pharynx (C00-C14)	8	
58	7	309	0	8	4	0	57	0	3	7	0	88	0	0	1 F			
248	38	1048	7	18	15	0	202	0	21	50	3	283	0	0	2 T			
190	31	739	7	10	11	0	145	0	18	43	3	195	0	0	1 M	Malignant neoplasms of lip, oral cavity and pharynx (C00-C14)	1	
58	7	309	0	8	4	0	57	0	3	7	0	88	0	0	1 F			
248	38	1048	7	18	15	0	202	0	21	50	3	283	0	0	2 T			
748	90	1979	26	31	83	1	155	81	134	85	16	742	29	38	26 M	Malignant neoplasms of digestive organs (C15-C26)	9	
320	47	1301	7	13	27	0	84	53	95	54	8	499	18	21	22 F			
1068	137	3280	33	44	110	1	239	134	229	139	24	1241	47	59	48 T			
114	23	410	7	17	32	0	26	18	37	33	7	103	0	11	0 M	Malignant neoplasm of oesophagus (C15)	1	
34	11	299	0	6	8	0	7	16	24	28	2	67	0	5	0 F			
148	34	709	7	23	40	0	33	34	61	61	9	170	0	16	0 T			
159	13	277	10	3	37	0	0	28	10	16	5	354	12	9	10 M	Malignant neoplasm of stomach (C16)	2	
73	8	179	4	2	11	0	0	14	2	2	2	218	12	4	16 F			
232	21	456	14	5	48	0	0	42	12	18	7	572	24	13	26 T			

TABLE 4 - MEDICALLY CERTIFIED DEATHS BY SEX IN STATES / UNION TERRITORIES

Major Group No.	CAUSE OF DEATH	Sex	All States (Total)	Andhra Pradesh	A & N Islands	Arunachal Pradesh	Assam	Bihar	Chandigarh	Chhattisgarh	D & N Haveli	Daman* & diu	Delhi	Goa	Gujarat	Himachal Pradesh	Jammu & Kashmir	Jharkhand	Karnataka
1	2	3	4	5	6	7	8	9	10	11	12	13	14	15	16	18	19	20	21
3	Malignant neoplasm of small intestine including duodenum (C17)	M	132	2	0	0	27	0	0	5	0	0	6	0	8	0	0	0	12
		F	75	0	0	0	14	0	0	2	0	0	5	0	13	0	0	0	7
		T	207	2	0	0	41	0	0	7	0	0	11	0	21	0	0	0	19
4	Malignant neoplasm of colon (C18)	M	644	4	0	0	0	0	0	5	0	0	24	21	50	8	0	0	125
		F	412	12	0	0	0	0	0	1	0	0	13	15	32	0	0	0	74
		T	1056	16	0	0	0	0	0	6	0	0	37	36	82	8	0	0	199
5	Malignant neoplasm of rectosigmoid junction, rectum,anus and anal canal (C19-C21)	M	611	8	0	0	46	0	0	1	0	0	27	15	38	0	0	0	117
		F	442	7	0	0	40	0	0	1	0	0	21	17	16	0	0	0	87
		T	1053	15	0	0	86	0	0	2	0	0	48	32	54	0	0	0	204
6	Malignant neoplasm of liver and intrahepatic bile ducts (C22)	M	1726	30	0	0	307	0	0	4	0	0	61	21	79	1	0	0	330
		F	704	5	0	0	123	0	0	2	0	0	38	12	32	0	0	0	117
		T	2430	35	0	0	430	0	0	6	0	0	99	33	111	1	0	0	447
7	Malignant neoplasm of pancreas (C25)	M	716	60	0	0	20	0	0	17	0	0	41	10	60	1	0	0	91
		F	408	14	1	0	4	0	0	9	0	0	17	9	26	2	0	0	57
		T	1124	74	1	0	24	0	0	26	0	0	58	19	86	3	0	0	148
8	Other malignant neoplasms of digestive organs (C23-C24,C26)	M	632	5	0	0	137	0	0	2	0	0	27	3	43	1	0	0	78
		F	530	5	0	0	72	0	0	0	0	0	40	5	46	0	0	0	43
		T	1162	10	0	0	209	0	0	2	0	0	67	8	89	1	0	0	121
10	Malignant neoplasms of respiratory and intrathoracic organs (C30-C39)	M	4926	77	4	0	266	0	0	22	0	0	353	113	527	45	0	0	810
		F	1655	34	0	0	107	0	0	6	0	0	72	36	143	10	0	0	234
		T	6581	111	4	0	373	0	0	28	0	0	425	149	670	55	0	0	1044
1	Malignant neoplasm of larynx (C32)	M	880	14	0	0	82	0	0	0	0	0	46	20	115	6	0	0	149
		F	226	10	0	0	44	0	0	0	0	0	3	7	26	1	0	0	35
		T	1106	24	0	0	126	0	0	0	0	0	49	27	141	7	0	0	184
2	Malignant neoplasm of trachea, bronchus and lung (C33-C34)	M	3870	50	4	0	171	0	0	17	0	0	282	91	383	39	0	0	636
		F	1338	20	0	0	61	0	0	5	0	0	63	27	102	9	0	0	185
		T	5208	70	4	0	232	0	0	22	0	0	345	118	485	48	0	0	821
3	Other malignant neoplasm of respiratory and intrathoracic organs (C30-C31, C37-C39)	M	176	13	0	0	13	0	0	5	0	0	25	2	29	0	0	0	25
		F	91	4	0	0	2	0	0	1	0	0	6	2	15	0	0	0	14
		T	267	17	0	0	15	0	0	6	0	0	31	4	44	0	0	0	39
11	Malignant neoplasms of bone, mesothelial and soft tissue,skin and breast (C40-C50)	M	624	8	0	0	89	7	0	2	0	0	48	8	88	0	0	0	66
		F	3483	23	0	0	60	20	0	7	0	0	210	73	289	10	0	0	565
		T	4107	31	0	0	149	27	0	9	0	0	258	81	377	10	0	0	631
1	Malignant neoplasm of bone and articular cartilage (C40-C41)	M	332	3	0	0	22	7	0	0	0	0	22	5	38	0	0	0	35
		F	170	1	0	0	8	4	0	0	0	0	23	4	15	0	0	0	34
		T	502	4	0	0	30	11	0	0	0	0	45	9	53	0	0	0	69
2	Malignant melanoma of skin (C43)	M	123	3	0	0	67	0	0	1	0	0	13	1	8	0	0	0	4
		F	82	0	0	0	35	0	0	0	0	0	11	0	6	0	0	0	0
		T	205	3	0	0	102	0	0	1	0	0	24	1	14	0	0	0	4
3	Other malignant neoplasms of skin (C44)	M	56	0	0	0	0	0	0	0	0	0	1	0	29	0	0	0	6
		F	31	0	0	0	0	0	0	0	0	0	0	0	8	0	0	0	7
		T	87	0	0	0	0	0	0	0	0	0	1	0	37	0	0	0	13
4	Malignant neoplasms of mesothelial and soft tissue (C45-C49)	M	113	2	0	0	0	0	0	1	0	0	12	2	13	0	0	0	21
		F	69	0	0	0	0	0	0	0	0	0	10	1	7	0	0	0	11
		T	182	2	0	0	0	0	0	1	0	0	22	3	20	0	0	0	32
5	Malignant neoplasm of breast (C50)	M	0	0	0	0	0	0	0	0	0	0	0	0	0	0	0	0	0
		F	3131	22	0	0	17	16	0	7	0	0	166	68	253	10	0	0	513
		T	3131	22	0	0	17	16	0	7	0	0	166	68	253	10	0	0	513
12	Malignant neoplasms of genitourinary organs (C51-C68)	M	1822	28	0	0	106	0	0	20	0	0	156	36	122	3	0	0	314
		F	3619	52	0	0	226	0	0	40	0	0	271	84	206	13	0	1	628
		T	5441	80	0	0	332	0	0	60	0	0	427	120	328	16	0	1	942
1	Malignant neoplasm of cervix uteri (C53)	F	1468	19	0	0	0	0	0	12	0	0	80	23	80	4	0	0	304
		T	1468	19	0	0	0	0	0	12	0	0	80	23	80	4	0	0	304

ACCORDING TO NATIONAL LIST (BASED UPON TENTH REVISION OF ICD) DURING 2011

Kerala	Madhya Pradesh	Maharashtra	Manipur	Meghalaya	Mizoram	Nagaland	Odisha	Puduchery	Punjab	Rajasthan	Sikkim	Tamil Nadu	Tripura	Uttarakhand	West Bengal	Sex	CAUSE OF DEATH	Major Group No.
22	23	24	25	26	27	28	29	30	31	32	33	34		35	36	3	2	1
4	0	52	0	0	0	0	1	4	2	0	0	9	0	0	0	M	Malignant neoplasm of small intestine including duodenum (C17)	3
1	0	20	0	1	0	0	0	4	1	0	0	7	0	0	0	F		
5	0	72	0	1	0	0	1	8	3	0	0	16	0	0	0	T		
74	6	214	0	1	4	0	12	18	15	10	0	41	3	3	6	M	Malignant neoplasm of colon (C18)	4
44	4	146	1	2	3	0	10	15	10	4	0	22	2	1	1	F		
118	10	360	1	3	7	0	22	33	25	14	0	63	5	4	7	T		
69	0	185	1	2	0	0	20	1	12	8	1	44	10	1	5	M	Malignant neoplasm of rectosigmoid junction, rectum,anus and anal canal (C19-C21)	5
58	0	134	0	0	0	0	3	3	5	5	0	37	4	0	4	F		
127	0	319	1	2	0	0	23	4	17	13	1	81	14	1	9	T		
215	6	421	6	5	7	1	41	12	14	5	2	149	0	4	5	M	Malignant neoplasm of liver and intrahepatic bile ducts (C22)	6
40	5	182	0	2	2	0	21	1	17	0	3	100	0	2	0	F		
255	11	603	6	7	9	1	62	13	31	5	5	249	0	6	5	T		
82	4	241	1	2	0	0	17	0	20	4	1	42	0	2	0	M	Malignant neoplasm of pancreas (C25)	7
44	2	160	1	0	2	0	4	0	4	4	0	48	0	0	0	F		
126	6	401	2	2	2	0	21	0	24	8	1	90	0	2	0	T		
31	38	179	1	1	3	0	38	0	24	9	0	0	4	8	0	M	Other malignant neoplasms of digestive organs (C23-C24,C26)	8
26	17	181	1	0	1	0	39	0	32	11	1	0	0	9	1	F		
57	55	360	2	1	4	0	77	0	56	20	1	0	4	17	1	T		
604	72	1218	18	18	35	2	97	0	56	133	4	332	1	29	90	M	Malignant neoplasms of respiratory and intrathoracic organs (C30-C39)	10
113	15	544	10	5	19	1	32	0	11	16	6	209	0	11	21	F		
717	87	1762	28	23	54	3	129	0	67	149	10	541	1	40	111	T		
69	15	272	1	7	2	0	14	0	2	20	0	41	0	5	0	M	Malignant neoplasm of larynx (C32)	1
3	3	66	0	2	0	0	2	0	2	1	0	13	0	8	0	F		
72	18	338	1	9	2	0	16	0	4	21	0	54	0	13	0	T		
527	57	904	17	11	32	0	76	0	52	112	3	291	1	24	90	M	Malignant neoplasm of trachea, bronchus and lung (C33-C34)	2
105	12	443	9	3	19	1	27	0	6	15	6	196	0	3	21	F		
632	69	1347	26	14	51	1	103	0	58	127	9	487	1	27	111	T		
8	0	42	0	0	1	2	7	0	2	1	1	0	0	0	0	M	Other malignant neoplasm of respiratory and intrathoracic organs (C30-C31, C37-C39)	3
5	0	35	1	0	0	0	3	0	3	0	0	0	0	0	0	F		
13	0	77	1	0	1	2	10	0	5	1	1	0	0	0	0	T		
42	0	113	0	0	0	0	14	4	3	0	3	33	0	2	94	M	Malignant neoplasms of bone, mesothelial and soft tissue,skin and breast (C40-C50)	11
332	56	1259	4	4	2	0	70	10	46	35	6	366	0	4	32	F		
374	56	1372	4	4	2	0	84	14	49	35	9	399	0	6	126	T		
12	0	67	0	0	0	0	7	3	2	0	0	15	0	0	94	M	Malignant neoplasm of bone and articular cartilage (C40-C41)	1
4	0	32	0	0	0	0	2	4	0	0	0	7	0	0	32	F		
16	0	99	0	0	0	0	9	7	2	0	0	22	0	0	126	T		
3	0	5	0	0	0	0	0	0	0	0	0	18	0	0	0	M	Malignant melanoma of skin (C43)	2
4	0	8	0	0	0	0	0	0	1	0	1	16	0	0	0	F		
7	0	13	0	0	0	0	0	0	1	0	1	34	0	0	0	T		
2	0	12	0	0	0	0	2	1	1	0	2	0	0	0	0	M	Other malignant neoplasms of skin (C44)	3
4	0	11	0	0	0	0	1	0	0	0	0	0	0	0	0	F		
6	0	23	0	0	0	0	3	1	1	0	2	0	0	0	0	T		
25	0	29	0	0	0	0	5	0	0	0	1	0	0	2	0	M	Malignant neoplasms of mesothelial and soft tissue (C45-C49)	4
16	0	19	0	0	0	0	3	0	1	0	1	0	0	0	0	F		
41	0	48	0	0	0	0	8	0	1	0	2	0	0	2	0	T		
0	0	0	0	0	0	0	0	0	0	0	0	0	0	0	0	M	Malignant neoplasm of breast (C50)	5
304	56	1189	4	4	2	0	64	6	44	35	4	343	0	4	0	F		
304	56	1189	4	4	2	0	64	6	44	35	4	343	0	4	0	T		
152	6	651	1	3	5	0	34	1	41	31	2	93	4	13	0	M	Malignant neoplasms of genitourinary organs (C51-C68)	12
200	47	963	3	5	15	0	88	8	65	48	4	618	3	9	22	F		
352	53	1614	4	8	20	0	122	9	106	79	6	711	7	22	22	T		
54	21	362	1	4	7	0	48	0	17	31	1	396	1	3	0	F	Malignant neoplasm of cervix uteri (C53)	1
54	21	362	1	4	7	0	48	0	17	31	1	396	1	3	0	T		

TABLE 4 - MEDICALLY CERTIFIED DEATHS BY SEX IN STATES / UNION TERRITORIES

Major Group No.	CAUSE OF DEATH	Sex	All States (Total)	Andhra Pradesh	A & N Islands	Arunachal Pradesh	Assam	Bihar	Chandigarh	Chhattisgarh	D & N Haveli	Daman* & diu	Delhi	Goa	Gujarat	Himachal Pradesh	Jammu & Kashmir	Jharkhand	Karnataka
1	2	3	4	5	6	7	8	9	10	11	12	13	14	15	16	18	19	20	21
2	Malignant neoplasm of other and unspecified parts of uterus (C54-C55)	F	399	3	0	0	36	0	0	6	0	0	6	18	6	0	0	0	70
		T	399	3	0	0	36	0	0	6	0	0	6	18	6	0	0	0	70
3	Malignant neoplasm of ovary (C56)	F	1211	22	0	0	17	0	0	10	0	0	112	33	89	4	0	0	199
		T	1211	22	0	0	17	0	0	10	0	0	112	33	89	4	0	0	199
4	Malignant neoplasm of placenta (C58)	F	50	0	0	0	27	0	0	1	0	0	0	0	0	0	0	0	0
		T	50	0	0	0	27	0	0	1	0	0	0	0	0	0	0	0	0
5	Other malignant neoplasms of female genital organs (C51-C52,C57)	F	154	5	0	0	49	0	0	2	0	0	7	3	15	0	0	0	23
		T	154	5	0	0	49	0	0	2	0	0	7	3	15	0	0	0	23
6	Malignant neoplasm of prostate (C61)	M	883	10	0	0	53	0	0	3	0	0	60	21	53	0	0	0	151
		T	883	10	0	0	53	0	0	3	0	0	60	21	53	0	0	0	151
7	Other malignant neoplasms of male genital organs (C60,C62-C63)	M	261	10	0	0	46	0	0	1	0	0	10	4	19	0	0	0	51
		T	261	10	0	0	46	0	0	1	0	0	10	4	19	0	0	0	51
8	Malignant neoplasm of bladder (C67)	M	429	5	0	0	7	0	0	10	0	0	76	7	16	3	0	0	73
		F	201	2	0	0	25	0	0	5	0	0	63	2	6	5	0	0	22
		T	630	7	0	0	32	0	0	15	0	0	139	9	22	8	0	0	95
9	Other malignant neoplasms of urinary tract (C64-C66,C68)	M	249	3	0	0	0	0	0	6	0	0	10	4	34	0	0	0	39
		F	136	1	0	0	72	0	0	4	0	0	3	5	10	0	0	1	10
		T	385	4	0	0	72	0	0	10	0	0	13	9	44	0	0	1	49
13	Malignant neoplasms of eye, brain and other parts of central nervous system (C69-C72)	M	734	45	2	0	0	0	0	5	0	0	69	25	78	1	0	0	180
		F	522	29	1	0	0	0	0	7	0	0	30	10	39	0	0	3	123
		T	1256	74	3	0	0	0	0	12	0	0	99	35	117	1	0	3	303
1	Malignant neoplasm of eye & adnexa (C69)	M	19	0	0	0	0	0	0	0	0	0	4	1	2	0	0	0	0
		F	15	0	0	0	0	0	0	0	0	0	3	1	0	0	0	0	4
		T	34	0	0	0	0	0	0	0	0	0	7	2	2	0	0	0	4
2	Malignant neoplasm of meninges, brain and other parts of central nervous system (C70-C72)	M	715	45	2	0	0	0	0	5	0	0	65	24	76	1	0	0	180
		F	507	29	1	0	0	0	0	7	0	0	27	9	39	0	0	3	119
		T	1222	74	3	0	0	0	0	12	0	0	92	33	115	1	0	3	299
14	Malignant neoplasms of other and unspecified sites (C73-C80 & C97)	M	2045	32	0	0	0	0	0	5	0	0	198	27	146	4	0	0	446
		F	1325	21	0	0	0	0	0	1	0	0	119	21	83	4	0	0	338
		T	3370	53	0	0	0	0	0	6	0	0	317	48	229	8	0	0	784
1	Malignant neoplasm of other, ill-defined, secondary, unspecified and multiple sites (C73-C80 & C97)	M	2045	32	0	0	0	0	0	5	0	0	198	27	146	4	0	0	446
		F	1325	21	0	0	0	0	0	1	0	0	119	21	83	4	0	0	338
		T	3370	53	0	0	0	0	0	6	0	0	317	48	229	8	0	0	784
15	Malignant neoplasms of lymphoid, haematopoietic and related tissue (C81-C96)	M	4433	46	2	0	69	0	0	20	0	0	749	34	633	6	0	0	729
		F	2586	30	2	0	23	7	0	13	0	0	440	32	354	2	0	0	432
		T	7019	76	4	0	92	7	0	33	0	0	1189	66	987	8	0	0	1161
1	Hodgkin's disease (C81)	M	438	6	0	0	0	0	0	3	0	0	255	3	10	1	0	0	0
		F	241	0	0	0	0	0	0	0	0	0	156	1	4	1	0	0	3
		T	679	6	0	0	0	0	0	3	0	0	411	4	14	2	0	0	3
2	Non-Hodgkin's lymphoma (C82-C85)	M	960	7	1	0	0	0	0	2	0	0	116	10	89	0	0	0	343
		F	500	8	2	0	0	0	0	1	0	0	50	9	43	0	0	0	204
		T	1460	15	3	0	0	0	0	3	0	0	166	19	132	0	0	0	547
3	Multiple myeloma and malignant plasma cell neoplasms (C90)	M	315	5	0	0	0	0	0	6	0	0	33	4	39	0	0	0	16
		F	177	2	0	0	0	0	0	4	0	0	23	4	22	0	0	0	7
		T	492	7	0	0	0	0	0	10	0	0	56	8	61	0	0	0	23
4	Leukaemia (C91-C95)	M	2537	28	1	0	0	0	0	7	0	0	342	15	449	5	0	0	366
		F	1567	20	0	0	0	7	0	6	0	0	210	13	259	1	0	0	213
		T	4104	48	1	0	0	7	0	13	0	0	552	28	708	6	0	0	579

ACCORDING TO NATIONAL LIST (BASED UPON TENTH REVISION OF ICD) DURING 2011

Kerala	Madhya Pradesh	Maharashtra	Manipur	Meghalaya	Mizoram	Nagaland	Odisha	Puducherry	Punjab	Rajasthan	Sikkim	Tamil Nadu	Tripura	Uttarakhand	West Bengal	Sex	CAUSE OF DEATH	Major Group No.
22	23	24	25	26	27	28	29	30	31	32	33	34		35	36	3	2	1
28	2	110	0	0	0	0	0	4	4	5	0	1	99	0	1	0 F	Malignant neoplasm of other and unspecified parts of uterus (C54-C55)	2
28	2	110	0	0	0	0	0	4	4	5	0	1	99	0	1	0 T		
101	23	393	1	1	5	0	30	4	31	12	1	96	2	3	22 F	Malignant neoplasm of ovary (C56)	3	
101	23	393	1	1	5	0	30	4	31	12	1	96	2	3	22 T			
2	0	3	0	0	0	0	0	0	0	3	0	0	14	0	0	0 F	Malignant neoplasm of placenta (C58)	4
2	0	3	0	0	0	0	0	0	0	3	0	0	14	0	0	0 T		
4	1	41	1	0	0	0	0	0	0	2	0	0	0	0	1	0 F	Other malignant neoplasms of female genital organs (C51-C52,C57)	5
4	1	41	1	0	0	0	0	0	0	2	0	0	0	0	1	0 T		
77	5	347	1	1	2	0	0	0	0	26	16	1	49	0	7	0 M	Malignant neoplasm of prostate (C61)	6
77	5	347	1	1	2	0	0	0	0	26	16	1	49	0	7	0 T		
8	0	69	0	1	1	0	24	1	2	3	1	5	4	1	0 M	Other malignant neoplasms of male genital organs (C60,C62-C63)	7	
8	0	69	0	1	1	0	24	1	2	3	1	5	4	1	0 T			
45	1	117	0	1	2	0	3	0	9	11	0	39	0	4	0 M	Malignant neoplasm of bladder (C67)	8	
5	0	38	0	0	2	0	3	0	5	4	1	13	0	0	0 F			
50	1	155	0	1	4	0	6	0	14	15	1	52	0	4	0 T			
22	0	118	0	0	0	0	7	0	4	1	0	0	0	1	0 M	Other malignant neoplasms of urinary tract (C64-C66,C68)	9	
6	0	16	0	0	1	0	3	0	2	1	0	0	0	1	0 F			
28	0	134	0	0	1	0	10	0	6	2	0	0	0	2	0 T			
67	11	198	0	0	1	0	27	3	14	0	0	6	0	2	0 M	Malignant neoplasms of eye, brain and other parts of central nervous system (C69-C72)	13	
46	2	177	0	1	0	0	16	0	6	0	1	26	0	3	2 F			
113	13	375	0	1	1	0	43	3	20	0	1	32	0	5	2 T			
0	0	10	0	0	0	0	2	0	0	0	0	0	0	0	0 M	Malignant neoplasm of eye & adnexa (C69)	1	
0	0	4	0	0	0	0	2	0	1	0	0	0	0	0	0 F			
0	0	14	0	0	0	0	4	0	1	0	0	0	0	0	0 T			
67	11	188	0	0	1	0	25	3	14	0	0	6	0	2	0 M	Malignant neoplasm of meninges, brain and other parts of central nervous system (C70-C72)	2	
46	2	173	0	1	0	0	14	0	5	0	1	26	0	3	2 F			
113	13	361	0	1	1	0	39	3	19	0	1	32	0	5	2 T			
302	0	299	3	4	1	0	35	0	40	13	2	475	0	6	7 M	Malignant neoplasms of other and unspecified sites (C73-C80 & C97)	14	
200	3	245	2	6	1	0	19	0	23	2	1	231	0	1	4 F			
502	3	544	5	10	2	0	54	0	63	15	3	706	0	7	11 T			
302	0	299	3	4	1	0	35	0	40	13	2	475	0	6	7 M	Malignant neoplasm of other, ill-defined, secondary, unspecified and multiple sites (C73-C80 & C97)	1	
200	3	245	2	6	1	0	19	0	23	2	1	231	0	1	4 F			
502	3	544	5	10	2	0	54	0	63	15	3	706	0	7	11 T			
464	1	853	7	3	15	2	246	38	107	106	1	170	0	22	110 M	Malignant neoplasms of lymphoid, haematopoietic and related tissue (C81-C96)	15	
296	0	497	0	2	9	1	106	28	44	58	0	134	0	17	59 F			
760	1	1350	7	5	24	3	352	66	151	164	1	304	0	39	169 T			
17	0	78	0	0	0	0	4	23	4	0	0	26	0	0	8 M	Hodgkin's disease (C81)	1	
8	0	39	0	0	0	0	1	15	0	0	0	9	0	0	4 F			
25	0	117	0	0	0	0	5	38	4	0	0	35	0	0	12 T			
106	1	179	1	0	2	0	69	0	28	2	1	0	0	3	0 M	Non-Hodgkin's lymphoma (C82-C85)	2	
48	0	103	0	1	1	0	23	0	4	0	0	0	0	3	0 F			
154	1	282	1	1	3	0	92	0	32	2	1	0	0	6	0 T			
78	0	69	0	0	0	0	27	10	12	0	0	10	0	5	1 M	Multiple myeloma and malignant plasma cell neoplasms (C90)	3	
44	0	35	0	0	0	0	6	5	11	0	0	10	0	4	0 F			
122	0	104	0	0	0	0	33	15	23	0	0	20	0	9	1 T			
244	0	495	6	2	13	2	145	5	63	101	0	134	0	13	101 M	Leukaemia (C91-C95)	4	
177	0	302	0	1	8	1	74	8	29	58	0	115	0	10	55 F			
421	0	797	6	3	21	3	219	13	92	159	0	249	0	23	156 T			

TABLE 4 - MEDICALLY CERTIFIED DEATHS BY SEX IN STATES / UNION TERRITORIES

Major Group No.	CAUSE OF DEATH	Sex	All States (Total)	Andhra Pradesh	A & N Islands	Arunachal Pradesh	Assam	Bihar	Chandigarh	Chhattisgarh	D & N Haveli	Daman* & diu	Delhi	Goa	Gujarat	Himachal Pradesh	Jammu & Kashmir	Jharkhand	Karnataka
1	2	3	4	5	6	7	8	9	10	11	12	13	14	15	16	18	19	20	21
5	Other malignant neoplasms of lymphoid, haematopoietic and related tissue (C88 & C96)	M	183	0	0	0	69	0	0	2	0	0	3	2	46	0	0	0	4
		F	101	0	0	0	23	0	0	2	0	0	1	5	26	0	0	0	5
		T	284	0	0	0	92	0	0	4	0	0	4	7	72	0	0	0	9
16	Carcinoma in situ (D00-D09)	M	926	123	0	0	0	0	0	9	0	0	695	0	32	0	0	0	0
		F	821	148	3	0	0	0	0	5	0	0	479	0	23	0	0	0	4
		T	1747	271	3	0	0	0	0	14	0	0	1174	0	55	0	0	0	4
1	Carcinoma in situ (D00-D09)	M	926	123	0	0	0	0	0	9	0	0	695	0	32	0	0	0	0
		F	821	148	3	0	0	0	0	5	0	0	479	0	23	0	0	0	4
		T	1747	271	3	0	0	0	0	14	0	0	1174	0	55	0	0	0	4
17	Benign neoplasms (D10-D36)	M	240	14	0	0	0	0	0	0	0	0	92	3	5	0	0	0	10
		F	200	12	0	0	0	0	0	5	0	0	57	8	12	1	0	0	7
		T	440	26	0	0	0	0	0	5	0	0	149	11	17	1	0	0	17
1	Leiomyoma of uterus (D25)	F	21	0	0	0	0	0	0	1	0	0	4	0	7	1	0	0	2
		T	21	0	0	0	0	0	0	1	0	0	4	0	7	1	0	0	2
2	All other benign neoplasms (D10-D24 & D26-D36)	M	240	14	0	0	0	0	0	0	0	0	92	3	5	0	0	0	10
		F	179	12	0	0	0	0	0	4	0	0	53	8	5	0	0	0	5
		T	419	26	0	0	0	0	0	4	0	0	145	11	10	0	0	0	15
18	Other and unspecified neoplasm (D37-D48)	M	2785	31	0	0	0	0	0	1	0	20	2126	1	101	0	43	0	38
		F	1892	11	0	0	0	0	0	2	0	12	1425	3	61	0	28	0	31
		T	4677	42	0	0	0	0	0	3	0	32	3551	4	162	0	71	0	69
1	Other and unspecified neoplasm (D37-D48)	M	2785	31	0	0	0	0	0	1	0	20	2126	1	101	0	43	0	38
		F	1892	11	0	0	0	0	0	2	0	12	1425	3	61	0	28	0	31
		T	4677	42	0	0	0	0	0	3	0	32	3551	4	162	0	71	0	69
III.	DISEASES OF THE BLOOD AND BLOOD-FORMING ORGANS AND CERTAIN DISORDERS INVOLVING THE IMMUNE MECHANISM (D50-D89)	M	7062	309	17	1	201	79	0	291	0	0	279	28	485	194	0	7	1097
		F	6893	318	16	17	132	63	0	288	0	2	227	48	516	130	0	9	912
		T	13955	627	33	18	333	142	0	579	0	2	506	76	1001	324	0	16	2009
19	Diseases of the blood and blood-forming organs and certain disorders involving the immune mechanism (D50-D89)	M	7062	309	17	1	201	79	0	291	0	0	279	28	485	194	0	7	1097
		F	6893	318	16	17	132	63	0	288	0	2	227	48	516	130	0	9	912
		T	13955	627	33	18	333	142	0	579	0	2	506	76	1001	324	0	16	2009
1	Thalassaemia (D56)	M	160	3	2	0	0	0	0	1	0	0	10	0	33	8	0	0	12
		F	91	2	1	0	0	0	0	1	0	0	4	0	12	6	0	0	5
		T	251	5	3	0	0	0	0	2	0	0	14	0	45	14	0	0	17
2	Other anaemias (D50-D55,D57-D64)	M	5904	225	15	1	0	79	0	283	0	0	171	27	394	150	0	7	878
		F	6005	260	14	17	0	63	0	281	0	2	154	45	416	99	0	9	758
		T	11909	485	29	18	0	142	0	564	0	2	325	72	810	249	0	16	1636
3	All other diseases of blood and blood-forming organs (D65-D76)	M	675	50	0	0	0	0	0	5	0	0	79	1	58	36	0	0	188
		F	585	40	1	0	0	0	0	3	0	0	54	3	88	22	0	0	136
		T	1260	90	1	0	0	0	0	8	0	0	133	4	146	58	0	0	324
4	Certain disorders involving the immune mechanism (D80-D89)	M	323	31	0	0	201	0	0	2	0	0	19	0	0	0	0	0	19
		F	212	16	0	0	132	0	0	3	0	0	15	0	0	3	0	0	13
		T	535	47	0	0	333	0	0	5	0	0	34	0	0	3	0	0	32
IV.	ENDOCRINE, NUTRITIONAL AND METABOLIC DISEASES (E00-E89)	M	21902	1330	40	26	412	30	0	274	0	4	957	215	612	155	4	1	4599
		F	15665	865	30	3	215	51	0	158	0	0	750	199	547	107	2	0	3237
		T	37567	2195	70	29	627	81	0	432	0	4	1707	414	1159	262	6	1	7836
20	Malnutrition (E40-E46)	M	387	29	5	0	90	0	0	3	0	0	40	0	36	0	0	0	69
		F	314	10	1	0	64	0	0	3	0	0	37	2	28	0	0	0	59
		T	701	39	6	0	154	0	0	6	0	0	77	2	64	0	0	0	128
1	Kwashiorkor (E40)	M	46	0	0	0	0	0	0	3	0	0	7	0	11	0	0	0	22
		F	45	0	0	0	0	0	0	3	0	0	7	0	6	0	0	0	24
		T	91	0	0	0	0	0	0	6	0	0	14	0	17	0	0	0	46

ACCORDING TO NATIONAL LIST (BASED UPON TENTH REVISION OF ICD) DURING 2011

Kerala	Madhya Pradesh	Maharashtra	Manipur	Meghalaya	Mizoram	Nagaland	Odisha	Puducherry	Punjab	Rajasthan	Sikkim	Tamil Nadu	Tripura	Uttarakhand	West Bengal	Sex	CAUSE OF DEATH	Major Group No.
22	23	24	25	26	27	28	29	30	31	32	33	34	35	36	3	2	1	
19	0	32	0	1	0	0	1	0	0	3	0	0	0	1	0 M	Other malignant neoplasms of lymphoid, haematopoietic and related tissue (C88 & C96)	5	
19	0	18	0	0	0	0	2	0	0	0	0	0	0	0	0 F			
38	0	50	0	1	0	0	3	0	0	3	0	0	0	1	0 T			
4	0	24	2	0	0	0	0	29	4	0	0	4	0	0	0 M	Carcinoma in situ (D00-D09)	16	
0	0	119	2	0	0	0	4	19	3	0	0	12	0	0	0 F			
4	0	143	4	0	0	0	4	48	7	0	0	16	0	0	0 T			
4	0	24	2	0	0	0	0	29	4	0	0	4	0	0	0 M	Carcinoma in situ (D00-D09)	1	
0	0	119	2	0	0	0	4	19	3	0	0	12	0	0	0 F			
4	0	143	4	0	0	0	4	48	7	0	0	16	0	0	0 T			
6	0	43	0	0	0	0	5	0	1	0	0	58	0	3	0 M	Benign neoplasms (D10-D36)	17	
10	1	35	0	0	0	0	5	0	1	0	0	43	0	3	0 F			
16	1	78	0	0	0	0	10	0	2	0	0	101	0	6	0 T			
0	0	0	0	0	0	0	0	0	0	0	0	6	0	0	0 F	Leiomyoma of uterus (D25)	1	
0	0	0	0	0	0	0	0	0	0	0	0	6	0	0	0 T			
6	0	43	0	0	0	0	5	0	1	0	0	58	0	3	0 M	All other benign neoplasms (D10-D24 & D26-D36)	2	
10	1	35	0	0	0	0	5	0	1	0	0	37	0	3	0 F			
16	1	78	0	0	0	0	10	0	2	0	0	95	0	6	0 T			
19	0	85	0	0	0	0	5	0	1	0	1	277	36	0	0 M	Other and unspecified neoplasm (D37-D48)	18	
11	0	50	0	0	1	0	6	0	1	0	0	231	19	0	0 F			
30	0	135	0	0	1	0	11	0	2	0	1	508	55	0	0 T			
19	0	85	0	0	0	0	5	0	1	0	1	277	36	0	0 M	Other and unspecified neoplasm (D37-D48)	1	
11	0	50	0	0	1	0	6	0	1	0	0	231	19	0	0 F			
30	0	135	0	0	1	0	11	0	2	0	1	508	55	0	0 T			
152	1099	1148	23	8	13	3	476	85	163	272	6	355	93	41	137 M	DISEASES OF THE BLOOD AND BLOOD-FORMING ORGANS AND CERTAIN DISORDERS INVOLVING THE IMMUNE MECHANISM (D50-D89)	III.	
137	1290	1011	11	11	12	1	478	70	138	279	6	499	39	55	178 F			
289	2389	2159	34	19	25	4	954	155	301	551	12	854	132	96	315 T			
152	1099	1148	23	8	13	3	476	85	163	272	6	355	93	41	137 M	Diseases of the blood and blood-forming organs and certain disorders involving the immune mechanism (D50-D89)	19	
137	1290	1011	11	11	12	1	478	70	138	279	6	499	39	55	178 F			
289	2389	2159	34	19	25	4	954	155	301	551	12	854	132	96	315 T			
0	0	30	0	0	0	0	21	36	0	2	0	0	0	0	2 M	Thalassaemia (D56)	1	
0	0	17	0	0	0	0	13	27	0	1	0	0	0	0	2 F			
0	0	47	0	0	0	0	34	63	0	3	0	0	0	0	4 T			
83	1099	961	20	8	10	1	437	45	126	270	4	343	93	39	135 M	Other anaemias (D50-D55,D57-D64)	2	
84	1290	867	10	10	11	0	455	43	104	278	6	465	39	50	175 F			
167	2389	1828	30	18	21	1	892	88	230	548	10	808	132	89	310 T			
64	0	117	3	0	3	2	15	4	35	0	1	12	0	2	0 M	All other diseases of blood and blood-forming organs (D65-D76)	3	
53	0	100	1	1	0	1	9	0	33	0	0	34	0	5	1 F			
117	0	217	4	1	3	3	24	4	68	0	1	46	0	7	1 T			
5	0	40	0	0	0	0	3	0	2	0	1	0	0	0	0 M	Certain disorders involving the immune mechanism (D80-D89)	4	
0	0	27	0	0	1	0	1	0	1	0	0	0	0	0	0 F			
5	0	67	0	0	1	0	4	0	3	0	1	0	0	0	0 T			
1777	673	3837	56	28	48	6	1243	109	677	815	12	3564	65	116	217 M	ENDOCRINE, NUTRITIONAL AND METABOLIC DISEASES (E00-E89)	IV.	
1208	429	3078	35	29	25	2	612	84	499	558	15	2697	19	69	142 F			
2985	1102	6915	91	57	73	8	1855	193	1176	1373	27	6261	84	185	359 T			
12	0	49	3	3	3	0	13	6	0	0	1	14	1	3	7 M	Malnutrition (E40-E46)	20	
15	0	45	2	3	3	0	9	13	2	0	0	13	0	1	4 F			
27	0	94	5	6	6	0	22	19	2	0	1	27	1	4	11 T			
0	0	2	0	0	1	0	0	0	0	0	0	0	0	0	0 M	Kwashiorkor (E40)	1	
1	0	3	0	0	1	0	0	0	0	0	0	0	0	0	0 F			
1	0	5	0	0	2	0	0	0	0	0	0	0	0	0	0 T			

TABLE 4 - MEDICALLY CERTIFIED DEATHS BY SEX IN STATES / UNION TERRITORIES

Major Group No.	CAUSE OF DEATH	Sex	All States (Total)	Andhra Pradesh	A & N Islands	Arunachal Pradesh	Assam	Bihar	Chandigarh	Chhattisgarh	D & N Haveli	Daman* & diu	Delhi	Goa	Gujarat	Himachal Pradesh	Jammu & Kashmir	Jharkhand	Karnataka
1	2	3	4	5	6	7	8	9	10	11	12	13	14	15	16	18	19	20	21
2	Nutritional marasmus (E41)	M	40	1	1	0	0	0	0	0	0	0	5	0	7	0	0	0	22
		F	38	0	0	0	0	0	0	0	0	0	2	1	6	0	0	0	18
		T	78	1	1	0	0	0	0	0	0	0	7	1	13	0	0	0	40
3	Other protein-energy malnutrition (E42-E46)	M	301	28	4	0	90	0	0	0	0	0	28	0	18	0	0	0	25
		F	231	10	1	0	64	0	0	0	0	0	28	1	16	0	0	0	17
		T	532	38	5	0	154	0	0	0	0	0	56	1	34	0	0	0	42
21	Endocrine, other nutritional and metabolic diseases (E00-E34 & E50-E89)	M	21515	1301	35	26	322	30	0	271	0	4	917	215	576	155	4	1	4530
		F	15351	855	29	3	151	51	0	155	0	0	713	197	519	107	2	0	3178
		T	36866	2156	64	29	473	81	0	426	0	4	1630	412	1095	262	6	1	7708
1	Disorders of thyroid gland (E00-E07)	M	189	13	0	0	19	0	0	9	0	0	5	2	8	0	0	0	73
		F	312	16	2	0	0	0	0	7	0	0	18	4	15	0	0	0	134
		T	501	29	2	0	19	0	0	16	0	0	23	6	23	0	0	0	207
2	Diabetes mellitus (E10-E14)	M	19744	1116	29	26	303	30	0	231	0	4	868	202	498	141	4	1	4017
		F	13849	747	26	3	151	51	0	128	0	0	656	168	440	99	2	0	2770
		T	33593	1863	55	29	454	81	0	359	0	4	1524	370	938	240	6	1	6787
3	All other nutritional deficiencies (E50-E64)	M	374	0	1	0	0	0	0	7	0	0	2	0	2	8	0	0	18
		F	303	1	0	0	0	0	0	1	0	0	2	8	2	5	0	0	11
		T	677	1	1	0	0	0	0	8	0	0	4	8	4	13	0	0	29
4	All other endocrine and metabolic diseases (E15-E34 & E65-E89)	M	1208	172	5	0	0	0	0	24	0	0	42	11	68	6	0	0	422
		F	887	91	1	0	0	0	0	19	0	0	37	17	62	3	0	0	263
		T	2095	263	6	0	0	0	0	43	0	0	79	28	130	9	0	0	685
V.	MENTAL AND BEHAVIOURAL DISORDERS (F01-F99)	M	888	119	14	0	244	20	0	10	0	0	75	26	32	0	0	0	74
		F	274	20	1	0	37	24	0	3	0	0	54	7	10	0	0	0	31
		T	1162	139	15	0	281	44	0	13	0	0	129	33	42	0	0	0	105
22	Mental and behavioural disorders (F01-F99)	M	888	119	14	0	244	20	0	10	0	0	75	26	32	0	0	0	74
		F	274	20	1	0	37	24	0	3	0	0	54	7	10	0	0	0	31
		T	1162	139	15	0	281	44	0	13	0	0	129	33	42	0	0	0	105
1	Mental and behavioural disorders due to psychoactive substance use (F10-F19)	M	369	106	9	0	0	20	0	4	0	0	14	22	4	0	0	0	34
		F	69	8	0	0	0	24	0	1	0	0	2	2	1	0	0	0	5
		T	438	114	9	0	0	44	0	5	0	0	16	24	5	0	0	0	39
2	Schizophrenia, schizotypal & delusional disorders (F20-F29)	M	110	1	0	0	0	0	0	2	0	0	54	0	4	0	0	0	28
		F	73	1	0	0	0	0	0	1	0	0	46	1	1	0	0	0	17
		T	183	2	0	0	0	0	0	3	0	0	100	1	5	0	0	0	45
3	All other mental and behavioural disorders (F01-F09,F30-F99)	M	409	12	5	0	244	0	0	4	0	0	7	4	24	0	0	0	12
		F	132	11	1	0	37	0	0	1	0	0	6	4	8	0	0	0	9
		T	541	23	6	0	281	0	0	5	0	0	13	8	32	0	0	0	21
VI.	DISEASES OF THE NERVOUS SYSTEM (G00-G98)	M	12805	868	33	9	488	230	0	171	0	64	572	64	910	211	0	2	2001
		F	8032	545	5	3	288	181	0	134	0	49	333	33	544	115	0	1	1162
		T	20837	1413	38	12	776	411	0	305	0	113	905	97	1454	326	0	3	3163
23	Inflammatory diseases of the central nervous system (G00-G09)	M	5726	334	5	9	25	133	0	109	0	64	365	6	438	200	0	1	1019
		F	3864	248	2	3	12	103	0	82	0	49	222	2	275	105	0	1	667
		T	9590	582	7	12	37	236	0	191	0	113	587	8	713	305	0	2	1686
1	Meningitis (G00 & G03)	M	2604	181	2	0	25	133	0	51	0	1	230	5	247	61	0	0	521
		F	1689	116	0	0	12	103	0	45	0	1	150	1	159	40	0	1	331
		T	4293	297	2	0	37	236	0	96	0	2	380	6	406	101	0	1	852
2	Encephalitis,myelitis and encephalomyelitis (G04)	M	2853	150	2	0	0	0	0	58	0	63	116	1	167	116	0	1	433
		F	1926	132	1	0	0	0	0	37	0	48	62	1	105	58	0	0	248
		T	4779	282	3	0	0	0	0	95	0	111	178	2	272	174	0	1	681
3	Other inflammatory diseases of the central nervous system (G06,G08-G09)	M	269	3	1	9	0	0	0	0	0	0	19	0	24	23	0	0	65
		F	249	0	1	3	0	0	0	0	0	0	10	0	11	7	0	0	88
		T	518	3	2	12	0	0	0	0	0	0	29	0	35	30	0	0	153

ACCORDING TO NATIONAL LIST (BASED UPON TENTH REVISION OF ICD) DURING 2011

Kerala	Madhya Pradesh	Maharashtra	Manipur	Meghalaya	Mizoram	Nagaland	Odisha	Puducherry	Punjab	Rajasthan	Sikkim	Tamil Nadu	Tripura	Uttarakhand	West Bengal	Sex	CAUSE OF DEATH	Major Group No.
22	23	24	25	26	27	28	29	30	31	32	33	34	35	36	3	2	1	
0	0	4	0	0	0	0	0	0	0	0	0	0	0	0	0	M	Nutritional marasmus	2
0	0	3	0	0	0	0	0	8	0	0	0	0	0	0	0	F	(E41)	
0	0	7	0	0	0	0	0	0	8	0	0	0	0	0	0	T		
12	0	43	3	3	2	0	13	6	0	0	1	14	1	3	7	M	Other protein-energy	3
14	0	39	2	3	2	0	9	5	2	0	0	13	0	1	4	F	malnutrition	
26	0	82	5	6	4	0	22	11	2	0	1	27	1	4	11	T	(E42-E46)	
1765	673	3788	53	25	45	6	1230	103	677	815	11	3550	64	113	210	M	Endocrine, other nutritional	21
1193	429	3033	33	26	22	2	603	71	497	558	15	2684	19	68	138	F	and metabolic diseases	
2958	1102	6821	86	51	67	8	1833	174	1174	1373	26	6234	83	181	348	T	(E00-E34 & E50-E89)	
15	0	27	0	2	0	0	4	0	3	6	0	1	0	2	0	M	Disorders of thyroid gland	1
28	1	54	1	1	1	0	13	2	4	6	1	1	0	2	1	F	(E00-E07)	
43	1	81	1	3	1	0	17	2	7	12	1	2	0	4	1	T		
1678	673	3574	51	20	34	4	1185	101	559	771	8	3248	62	99	207	M	Diabetes mellitus	2
1112	428	2818	28	20	20	2	571	69	415	466	11	2437	19	58	134	F	(E10-E14)	
2790	1101	6392	79	40	54	6	1756	170	974	1237	19	5685	81	157	341	T		
6	0	21	0	0	0	0	2	0	0	2	0	301	1	3	0	M	All other nutritional	3
4	0	17	0	0	0	0	0	0	1	3	0	246	0	2	0	F	deficiencies	
10	0	38	0	0	0	0	2	0	1	5	0	547	1	5	0	T	(E50-E64)	
66	0	166	2	3	11	2	39	2	115	36	3	0	1	9	3	M	All other endocrine and	4
49	0	144	4	5	1	0	19	0	77	83	3	0	0	6	3	F	metabolic diseases	
115	0	310	6	8	12	2	58	2	192	119	6	0	1	15	6	T	(E15-E34 & E65-E89)	
24	0	62	0	0	38	0	49	6	25	7	7	52	1	3	0	M	MENTAL AND	V.
1	0	28	0	0	12	0	13	6	2	1	2	22	0	0	0	F	BEHAVIOURAL DISORDERS	
25	0	90	0	0	50	0	62	12	27	8	9	74	1	3	0	T	(F01-F99)	
24	0	62	0	0	38	0	49	6	25	7	7	52	1	3	0	M	Mental and behavioural	22
1	0	28	0	0	12	0	13	6	2	1	2	22	0	0	0	F	disorders	
25	0	90	0	0	50	0	62	12	27	8	9	74	1	3	0	T	(F01-F99)	
22	0	9	0	0	37	0	25	6	25	0	5	25	0	2	0	M	Mental and behavioural	1
0	0	6	0	0	9	0	1	5	0	0	1	4	0	0	0	F	disorders due to	
22	0	15	0	0	46	0	26	11	25	0	6	29	0	2	0	T	psychoactive substance use	
																	(F10-F19)	
1	0	15	0	0	1	0	1	0	0	3	0	0	0	0	0	M	Schizophrenia, schizotypal &	2
1	0	4	0	0	0	0	0	0	1	0	0	0	0	0	0	F	delusional	
2	0	19	0	0	1	0	1	0	1	3	0	0	0	0	0	T	disorders (F20-F29)	
1	0	38	0	0	0	0	23	0	0	4	2	27	1	1	0	M	All other mental and	3
0	0	18	0	0	3	0	12	1	1	1	1	18	0	0	0	F	behavioural disorders	
1	0	56	0	0	3	0	35	1	1	5	3	45	1	1	0	T	(F01-F09,F30-F99)	
324	881	2368	28	29	65	12	732	32	208	463	17	1062	29	93	839	M	DISEASES OF THE	VI.
224	674	1526	25	20	43	7	472	27	77	300	13	658	14	47	512	F	NERVOUS SYSTEM	
548	1555	3894	53	49	108	19	1204	59	285	763	30	1720	43	140	1351	T	(G00-G98)	
123	856	633	15	15	62	7	497	30	115	323	10	279	27	26	0	M	Inflammatory diseases of	23
96	658	436	12	9	40	4	334	26	45	219	8	174	14	18	0	F	the central	
219	1514	1069	27	24	102	11	831	56	160	542	18	453	41	44	0	T	nervous system (G00-G09)	
51	134	357	2	14	28	3	132	27	63	128	1	170	27	10	0	M	Meningitis	1
32	82	254	0	8	23	2	84	26	20	79	7	97	14	2	0	F	(G00 & G03)	
83	216	611	2	22	51	5	216	53	83	207	8	267	41	12	0	T		
56	720	216	13	1	34	0	361	3	43	195	8	89	0	7	0	M	Encephalitis,myelitis and	2
45	576	121	12	1	17	0	242	0	18	138	1	59	0	4	0	F	encephalomyelitis	
101	1296	337	25	2	51	0	603	3	61	333	9	148	0	11	0	T	(G04)	
16	2	60	0	0	0	4	4	0	9	0	1	20	0	9	0	M	Other inflammatory diseases	3
19	0	61	0	0	0	2	8	0	7	2	0	18	0	12	0	F	of the central nervous system	
35	2	121	0	0	0	6	12	0	16	2	1	38	0	21	0	T	(G06,G08-G09)	

TABLE 4 - MEDICALLY CERTIFIED DEATHS BY SEX IN STATES / UNION TERRITORIES

Major Group No.	CAUSE OF DEATH	Sex	All States (Total)	Andhra Pradesh	A & N Islands	Arunachal Pradesh	Assam	Bihar	Chandigarh	Chhattisgarh	D & N Haveli	Daman* & diu	Delhi	Goa	Gujarat	Himachal Pradesh	Jammu & Kashmir	Jharkhand	Karnataka
1	2	3	4	5	6	7	8	9	10	11	12	13	14	15	16	18	19	20	21
24	Other diseases of the nervous system (G10-G98)	M	7079	534	28	0	463	97	0	62	0	0	207	58	472	11	0	1	982
		F	4168	297	3	0	276	78	0	52	0	0	111	31	269	10	0	0	495
		T	11247	831	31	0	739	175	0	114	0	0	318	89	741	21	0	1	1477
1	Alzheimer's disease (G30)	M	38	0	0	0	0	0	0	0	0	0	1	1	0	0	0	0	17
		F	36	0	0	0	0	0	0	0	0	0	1	2	3	0	0	0	13
		T	74	0	0	0	0	0	0	0	0	0	2	3	3	0	0	0	30
2	Epilepsy (G40-G41)	M	1276	135	1	0	167	0	0	13	0	0	26	6	157	7	0	0	205
		F	738	77	0	0	108	5	0	12	0	0	16	3	81	7	0	0	97
		T	2014	212	1	0	275	5	0	25	0	0	42	9	238	14	0	0	302
3	All other diseases of the nervous system (G10-G25,G31,G35-G37,G43-G98)	M	5765	399	27	0	296	97	0	49	0	0	180	51	315	4	0	1	760
		F	3394	220	3	0	168	73	0	40	0	0	94	26	185	3	0	0	385
		T	9159	619	30	0	464	170	0	89	0	0	274	77	500	7	0	1	1145
VII.	DISEASES OF THE EYE AND ADNEXA (H00-H59)	M	35	12	0	0	0	0	0	2	0	0	1	2	2	0	0	0	2
		F	31	8	1	0	0	0	0	2	0	0	2	0	2	0	0	0	1
		T	66	20	1	0	0	0	0	4	0	0	3	2	4	0	0	0	3
25	Disease of the eye and adnexa (H00-H59)	M	35	12	0	0	0	0	0	2	0	0	1	2	2	0	0	0	2
		F	31	8	1	0	0	0	0	2	0	0	2	0	2	0	0	0	1
		T	66	20	1	0	0	0	0	4	0	0	3	2	4	0	0	0	3
1	Disease of the eye and adnexa (H00-H59)	M	35	12	0	0	0	0	0	2	0	0	1	2	2	0	0	0	2
		F	31	8	1	0	0	0	0	2	0	0	2	0	2	0	0	0	1
		T	66	20	1	0	0	0	0	4	0	0	3	2	4	0	0	0	3
VIII.	DISEASES OF THE EAR AND MASTOID PROCESS (H60-H95)	M	31	4	0	0	0	0	2	4	0	0	1	1	1	0	0	0	5
		F	18	2	0	0	0	0	0	3	0	0	1	0	1	0	0	0	3
		T	49	6	0	0	0	0	2	7	0	0	2	1	2	0	0	0	8
26	Diseases of the ear and mastoid process (H60-H93)	M	31	4	0	0	0	0	2	4	0	0	1	1	1	0	0	0	5
		F	18	2	0	0	0	0	0	3	0	0	1	0	1	0	0	0	3
		T	49	6	0	0	0	0	2	7	0	0	2	1	2	0	0	0	8
1	Diseases of the ear and mastoid process (H60-H93)	M	31	4	0	0	0	0	2	4	0	0	1	1	1	0	0	0	5
		F	18	2	0	0	0	0	0	3	0	0	1	0	1	0	0	0	3
		T	49	6	0	0	0	0	2	7	0	0	2	1	2	0	0	0	8
IX.	DISEASES OF THE CIRCULATORY SYSTEM (I00-I99)	M	168623	17979	178	87	730	780	0	1093	198	120	5315	2226	9741	420	15	191	23749
		F	107168	10149	75	34	584	793	0	637	0	60	3120	2047	6181	253	13	56	13184
		T	275791	28128	253	121	1314	1573	0	1730	198	180	8435	4273	15922	673	28	247	36933
27	Acute rheumatic fever and chronic rheumatic heart diseases (I00-I09)	M	3790	165	1	0	0	89	0	70	0	0	815	6	741	65	15	1	625
		F	3415	149	0	0	216	100	0	49	0	0	434	25	429	23	13	0	690
		T	7205	314	1	0	216	189	0	119	0	0	1249	31	1170	88	28	1	1315
1	Acute rheumatic fever (I00-I02)	M	518	3	0	0	0	89	0	24	0	0	189	0	17	50	0	0	67
		F	366	2	0	0	0	100	0	11	0	0	97	0	18	15	0	0	48
		T	884	5	0	0	0	189	0	35	0	0	286	0	35	65	0	0	115
2	Chronic rheumatic heart diseases (I05-I09)	M	3272	162	1	0	0	0	0	46	0	0	626	6	724	15	15	1	558
		F	3049	147	0	0	216	0	0	38	0	0	337	25	411	8	13	0	642
		T	6321	309	1	0	216	0	0	84	0	0	963	31	1135	23	28	1	1200
28	Hypertensive diseases (I10-I15)	M	19629	940	56	83	540	111	0	332	198	0	1046	287	621	42	0	115	2683
		F	14236	570	29	31	257	91	0	205	0	0	727	363	478	16	0	5	1789
		T	33865	1510	85	114	797	202	0	537	198	0	1773	650	1099	58	0	120	4472
1	Hypertensive heart disease (I11)	M	8302	9	10	83	343	0	0	199	198	0	280	1	201	21	0	2	257
		F	5884	3	4	31	162	0	0	133	0	0	170	1	165	8	0	2	139
		T	14186	12	14	114	505	0	0	332	198	0	450	2	366	29	0	4	396
2	All other hypertensive diseases (I10, I12-I15)	M	11327	931	46	0	197	111	0	133	0	0	766	286	420	21	0	113	2426
		F	8352	567	25	0	95	91	0	72	0	0	557	362	313	8	0	3	1650
		T	19679	1498	71	0	292	202	0	205	0	0	1323	648	733	29	0	116	4076
29	Ischaemic heart diseases (I20-I25)	M	53867	1463	62	0	0	101	0	184	0	0	577	1159	3125	169	0	0	10028
		F	31654	776	29	0	0	84	0	81	0	0	334	861	1855	109	0	0	5127
		T	85521	2239	91	0	0	185	0	265	0	0	911	2020	4980	278	0	0	15155

ACCORDING TO NATIONAL LIST (BASED UPON TENTH REVISION OF ICD) DURING 2011

Kerala	Madhya Pradesh	Maharashtra	Manipur	Meghalaya	Mizoram	Nagaland	Odisha	Puducherry	Punjab	Rajasthan	Sikkim	Tamil Nadu	Tripura	Uttarakhand	West Bengal	Sex	CAUSE OF DEATH	Major Group No.
22	23	24	25	26	27	28	29	30	31	32	33	34		35	36	3	2	1
201 128 329	25 16 41	1735 1090 2825	13 13 26	14 11 25	3 3 6	5 3 8	235 138 373	2 1 3	93 32 125	140 81 221	7 5 12	783 484 1267	2 0 2	67 29 96	839 512 1351	M F T	Other diseases of the nervous system (G10-G98)	24
1 0 1	0 0 0	17 15 32	0 0 0	0 2 2	0 0 0	0 0 0	0 0 0	0 0 0	0 0 0	0 0 0	0 0 0	0 0 0	1 0 1	0 0 0	0 0 0	M F T	Alzheimer's disease (G30)	1
18 13 31	5 1 6	325 185 510	1 2 3	5 0 5	0 0 0	0 0 0	35 33 68	0 0 0	32 9 41	13 11 24	5 1 6	97 65 162	1 0 1	21 10 31	1 2 3	M F T	Epilepsy (G40-G41)	2
182 115 297	20 15 35	1393 890 2283	12 11 23	9 9 18	3 3 6	5 3 8	200 105 305	2 1 3	61 23 84	127 70 197	2 4 6	686 419 1105	0 0 0	46 19 65	838 510 1348	M F T	All other diseases of the nervous system (G10-G25,G31,G35-G37,G43-G98)	3
1 0 1	0 0 0	8 13 21	0 0 0	0 0 0	0 0 0	0 0 0	1 0 1	0 0 0	0 0 0	2 0 2	0 0 0	1 2 3	0 0 0	1 0 1	0 0 0	M F T	DISEASES OF THE EYE AND ADNEXA (H00-H59)	VII.
1 0 1	0 0 0	8 13 21	0 0 0	0 0 0	0 0 0	0 0 0	1 0 1	0 0 0	0 0 0	2 0 2	0 0 0	1 2 3	0 0 0	1 0 1	0 0 0	M F T	Disease of the eye and adnexa (H00-H59)	25
1 0 1	0 0 0	8 13 21	0 0 0	0 0 0	0 0 0	0 0 0	1 0 1	0 0 0	0 0 0	2 0 2	0 0 0	1 2 3	0 0 0	1 0 1	0 0 0	M F T	Disease of the eye and adnexa (H00-H59)	1
2 1 3	0 0 0	11 6 17	0 0 0	0 0 0	0 0 0	0 0 0	0 0 0	0 0 0	0 0 0	0 0 0	0 0 0	0 0 0	0 0 0	0 1 1	0 0 0	M F T	DISEASES OF THE EAR AND MASTOID PROCESS (H60-H95)	VIII.
2 1 3	0 0 0	11 6 17	0 0 0	0 0 0	0 0 0	0 0 0	0 0 0	0 0 0	0 0 0	0 0 0	0 0 0	0 0 0	0 0 0	0 1 1	0 0 0	M F T	Diseases of the ear and mastoid process (H60-H93)	26
2 1 3	0 0 0	11 6 17	0 0 0	0 0 0	0 0 0	0 0 0	0 0 0	0 0 0	0 0 0	0 0 0	0 0 0	0 0 0	0 0 0	0 1 1	0 0 0	M F T	Diseases of the ear and mastoid process (H60-H93)	1
5534 3769 9303	4145 2428 6573	39913 27234 67147	396 218 614	160 84 244	222 85 307	19 11 30	3956 2513 6469	1077 647 1724	3855 2326 6181	5346 2927 8273	189 104 293	35899 24482 60381	859 421 1280	343 196 539	3888 2537 6425	M F T	DISEASES OF THE CIRCULATORY SYSTEM (I00-I99)	IX.
80 110 190	0 0 0	375 492 867	23 30 53	3 4 7	1 2 3	0 0 0	150 204 354	132 66 198	33 34 67	135 150 285	9 8 17	233 170 403	0 0 0	23 17 40	0 0 0	M F T	Acute rheumatic fever and chronic rheumatic heart diseases (I00-I09)	27
2 0 2	0 0 0	34 40 74	12 11 23	0 0 0	0 0 0	0 0 0	1 0 1	11 7 18	0 0 0	0 0 0	0 1 1	2 0 2	0 0 0	17 16 33	0 0 0	M F T	Acute rheumatic fever (I00-I02)	1
78 110 188	0 0 0	341 452 793	11 19 30	3 4 7	1 2 3	0 0 0	149 204 353	121 59 180	33 34 67	135 150 285	9 7 16	231 170 401	0 0 0	6 1 7	0 0 0	M F T	Chronic rheumatic heart diseases (I05-I09)	2
945 622 1567	570 433 1003	4844 4089 8933	181 91 272	25 13 38	30 14 44	9 5 14	527 323 850	455 286 741	246 129 375	77 42 119	71 41 112	3848 3123 6971	467 202 669	23 39 62	257 223 480	M F T	Hypertensive diseases (I10-I15)	28
340 243 583	558 420 978	1225 884 2109	2 0 2	1 0 1	0 0 0	4 2 6	2 4 6	294 198 492	0 0 0	0 0 0	4 4 8	3798 3091 6889	467 202 669	3 18 21	0 0 0	M F T	Hypertensive heart disease (I11)	1
605 379 984	12 13 25	3619 3205 6824	179 91 270	24 13 37	30 14 44	5 3 8	525 319 844	161 88 249	246 129 375	77 42 119	67 37 104	50 32 82	0 0 0	20 21 41	257 223 480	M F T	All other hypertensive diseases (I10, I12-I15)	2
1877 1049 2926	948 441 1389	16737 10557 27294	45 31 76	22 3 25	18 2 20	4 2 6	963 402 1365	218 147 365	1228 783 2011	1141 537 1678	39 12 51	12955 8084 21039	3 0 3	90 30 120	711 318 1029	M F T	Ischaemic heart diseases (I20-I25)	29

TABLE 4 - MEDICALLY CERTIFIED DEATHS BY SEX IN STATES / UNION TERRITORIES

Major Group No.	CAUSE OF DEATH	Sex	All States (Total)	Andhra Pradesh	A & N Islands	Arunachal Pradesh	Assam	Bihar	Chandigarh	Chhattisgarh	D & N Haveli	Daman* & diu	Delhi	Goa	Gujarat	Himachal Pradesh	Jammu & Kashmir	Jharkhand	Karnataka
1	2	3	4	5	6	7	8	9	10	11	12	13	14	15	16	18	19	20	21
1	Acute myocardial infarction (I21-I22)	M	38289	1104	28	0	0	0	0	168	0	0	252	951	1962	141	0	0	5784
		F	22307	573	12	0	0	0	0	66	0	0	145	756	1099	88	0	0	2843
		T	60596	1677	40	0	0	0	0	234	0	0	397	1707	3061	229	0	0	8627
2	All other ischaemic heart diseases (I20 & I23-I25)	M	15578	359	34	0	0	101	0	16	0	0	325	208	1163	28	0	0	4244
		F	9347	203	17	0	0	84	0	15	0	0	189	105	756	21	0	0	2284
		T	24925	562	51	0	0	185	0	31	0	0	514	313	1919	49	0	0	6528
30	Diseases of pulmonary circulation and other forms of heart disease (I26-I51)	M	62284	13139	35	0	0	479	0	259	0	109	1671	345	3396	64	0	66	4503
		F	40267	7433	5	0	0	518	0	157	0	56	960	382	2181	49	0	47	2574
		T	102551	20572	40	0	0	997	0	416	0	165	2631	727	5577	113	0	113	7077
1	Pulmonary heart disease and diseases of pulmonary circulation (I26-I28)	M	5586	150	4	0	0	0	0	55	0	0	329	19	238	40	0	2	1373
		F	3359	65	2	0	0	0	0	19	0	0	215	32	184	25	0	0	814
		T	8945	215	6	0	0	0	0	74	0	0	544	51	422	65	0	2	2187
2	Other forms of heart diseases (I30-I51)	M	56698	12989	31	0	0	479	0	204	0	109	1342	326	3158	24	0	64	3130
		F	36908	7368	3	0	0	518	0	138	0	56	745	350	1997	24	0	47	1760
		T	93606	20357	34	0	0	997	0	342	0	165	2087	676	5155	48	0	111	4890
31	Cerebrovascular diseases (I60-I69)	M	27067	2148	14	4	190	0	0	234	0	11	1079	403	1638	73	0	0	5394
		F	16367	1130	5	3	111	0	0	139	0	4	593	391	1065	54	0	0	2740
		T	43434	3278	19	7	301	0	0	373	0	15	1672	794	2703	127	0	0	8134
1	Cerebrovascular diseases (I60-I69)	M	27067	2148	14	4	190	0	0	234	0	11	1079	403	1638	73	0	0	5394
		F	16367	1130	5	3	111	0	0	139	0	4	593	391	1065	54	0	0	2740
		T	43434	3278	19	7	301	0	0	373	0	15	1672	794	2703	127	0	0	8134
32	Other diseases of the circulatory system (I70-I99)	M	1986	124	10	0	0	0	0	14	0	0	127	26	220	7	0	9	516
		F	1229	91	7	0	0	0	0	6	0	0	72	25	173	2	0	4	264
		T	3215	215	17	0	0	0	0	20	0	0	199	51	393	9	0	13	780
1	Atherosclerosis (I70)	M	204	2	0	0	0	0	0	0	0	0	13	15	9	0	0	9	88
		F	108	1	0	0	0	0	0	0	0	0	6	11	4	0	0	4	45
		T	312	3	0	0	0	0	0	0	0	0	19	26	13	0	0	13	133
2	Arterial embolism and thrombosis (I74)	M	162	1	0	0	0	0	0	3	0	0	8	0	28	0	0	0	5
		F	103	0	0	0	0	0	0	0	0	0	5	0	15	0	0	0	8
		T	265	1	0	0	0	0	0	3	0	0	13	0	43	0	0	0	13
3	Other diseases of arteries, arterioles & capillaries (I71-I73 & I77-I78)	M	664	12	1	0	0	0	0	7	0	0	18	4	37	1	0	0	147
		F	396	8	0	0	0	0	0	4	0	0	5	4	32	0	0	0	63
		T	1060	20	1	0	0	0	0	11	0	0	23	8	69	1	0	0	210
4	Phlebitis, thrombophlebitis, venous embolism and thrombosis (I80-I82)	M	337	2	1	0	0	0	0	1	0	0	53	1	45	4	0	0	154
		F	176	3	0	0	0	0	0	1	0	0	32	2	48	0	0	0	42
		T	513	5	1	0	0	0	0	2	0	0	85	3	93	4	0	0	196
5	All other diseases of the circulatory system (I83-I99)	M	619	107	8	0	0	0	0	3	0	0	35	6	101	2	0	0	122
		F	446	79	7	0	0	0	0	1	0	0	24	8	74	2	0	0	106
		T	1065	186	15	0	0	0	0	4	0	0	59	14	175	4	0	0	228
X.	DISEASES OF THE RESPIRATORY SYSTEM (J00-J98)	M	54916	3588	40	29	1458	325	0	506	19	254	2450	616	3642	708	21	13	6451
		F	32568	1696	20	10	695	309	0	296	0	185	1492	549	2170	359	6	8	3280
		T	87484	5284	60	39	2153	634	0	802	19	439	3942	1165	5812	1067	27	21	9731
33	Diseases of the upper respiratory tract (J00-J06 & J30-J39)	M	3293	8	5	0	158	0	0	9	0	0	438	1	38	37	0	4	46
		F	2382	5	1	0	66	0	0	7	0	0	215	2	25	14	0	0	27
		T	5675	13	6	0	224	0	0	16	0	0	653	3	63	51	0	4	73
1	Acute pharyngitis and acute tonsillitis (J02-J03)	M	120	1	0	0	24	0	0	1	0	0	6	0	6	0	0	0	16
		F	78	0	0	0	13	0	0	0	0	0	4	0	2	0	0	0	10
		T	198	1	0	0	37	0	0	1	0	0	10	0	8	0	0	0	26
2	Acute laryngitis and tracheitis (J04)	M	157	0	1	0	0	0	0	3	0	0	81	0	2	2	0	0	1
		F	112	0	0	0	0	0	0	2	0	0	50	0	0	2	0	0	1
		T	269	0	1	0	0	0	0	5	0	0	131	0	2	4	0	0	2
3	Other acute upper respiratory infections (J00-J01 & J05-J06)	M	612	0	2	0	69	0	0	4	0	0	334	1	4	26	0	1	0
		F	309	0	1	0	27	0	0	3	0	0	149	2	4	11	0	0	1
		T	921	0	3	0	96	0	0	7	0	0	483	3	8	37	0	1	1

ACCORDING TO NATIONAL LIST (BASED UPON TENTH REVISION OF ICD) DURING 2011

Kerala	Madhya Pradesh	Maharashtra	Manipur	Meghalaya	Mizoram	Nagaland	Odisha	Puducherry	Punjab	Rajasthan	Sikkim	Tamil Nadu	Tripura	Uttarakhand	West Bengal	Sex	CAUSE OF DEATH	Major Group No.
22	23	24	25	26	27	28	29	30	31	32	33	34	35	36	3	2	1	
841 458 1299	946 441 1387	12179 7576 19755	33 23 56	21 3 24	15 2 17	3 2 5	623 246 869	195 132 327	681 431 1112	1141 534 1675	27 7 34	10587 6640 17227	2 0 2	44 11 55	561 219 780	M F T	Acute myocardial infarction (I21-I22)	1
1036 591 1627	2 0 2	4558 2981 7539	12 8 20	1 0 1	3 0 3	1 0 1	340 156 496	23 15 38	547 352 899	0 3 3	12 5 17	2368 1444 3812	1 0 1	46 19 65	150 99 249	M F T	All other ischaemic heart diseases (I20 & I23-I25)	2
863 622 1485	1003 610 1613	12942 9109 22051	46 26 72	35 21 56	120 44 164	6 4 10	556 361 917	208 108 316	1927 1124 3051	3162 1729 4891	27 16 43	16342 11517 27859	210 107 317	96 38 134	675 469 1144	M F T	Diseases of pulmonary circulation and other forms of heart disease (I26-I51)	30
236 161 397	266 110 376	479 355 834	15 10 25	20 10 30	8 3 11	4 3 7	38 22 60	135 60 195	54 33 87	545 280 825	0 1 1	1336 829 2165	210 107 317	18 9 27	12 10 22	M F T	Pulmonary heart disease and diseases of pulmonary circulation (I26-I28)	1
627 461 1088	737 500 1237	12463 8754 21217	31 16 47	15 11 26	112 41 153	2 1 3	518 339 857	73 48 121	1873 1091 2964	2617 1449 4066	27 15 42	15006 10688 25694	0 0 0	78 29 107	663 459 1122	M F T	Other forms of heart diseases (I30-I51)	2
1450 1132 2582	1620 940 2560	4540 2724 7264	99 38 137	67 39 106	52 22 74	0 0 0	1728 1200 2928	55 36 91	384 234 618	830 468 1298	40 26 66	2496 1573 4069	178 112 290	101 64 165	2239 1524 3763	M F T	Cerebrovascular diseases (I60-I69)	31
1450 1132 2582	1620 940 2560	4540 2724 7264	99 38 137	67 39 106	52 22 74	0 0 0	1728 1200 2928	55 36 91	384 234 618	830 468 1298	40 26 66	2496 1573 4069	178 112 290	101 64 165	2239 1524 3763	M F T	Cerebrovascular diseases (I60-I69)	1
319 234 553	4 4 8	475 263 738	2 2 4	8 4 12	1 1 2	0 0 0	32 23 55	9 4 13	37 22 59	1 1 2	3 1 4	25 15 40	1 0 1	10 8 18	6 3 9	M F T	Other diseases of the circulatory system (I70-I99)	32
7 4 11	0 0 0	55 29 84	0 0 0	0 0 0	0 0 0	0 0 0	0 0 0	0 0 0	1 1 2	0 0 0	0 0 0	4 3 7	0 0 0	0 0 0	1 0 1	M F T	Atherosclerosis (I70)	1
19 10 29	0 0 0	91 57 148	1 0 1	0 0 0	0 0 0	0 0 0	4 4 8	1 2 3	0 1 1	0 1 1	0 0 1	0 0 0	0 0 0	0 0 0	0 0 0	M F T	Arterial embolism and thrombosis (I74)	2
253 190 443	0 0 0	160 67 227	0 1 1	7 3 10	0 0 0	0 0 0	3 4 7	0 0 0	3 3 6	0 0 0	0 0 1	2 6 8	1 0 1	8 5 13	0 0 0	M F T	Other diseases of arteries, arterioles & capillaries (I71-I73 & I77-I78)	3
12 10 22	0 0 0	51 31 82	0 1 1	0 0 0	0 0 0	0 0 0	3 1 4	0 1 1	6 1 7	0 0 0	0 0 0	4 2 6	0 0 0	0 1 1	0 0 0	M F T	Phlebitis, thrombophlebitis, venous embolism and thrombosis (I80-I82)	4
28 20 48	4 4 8	118 79 197	1 0 1	1 1 2	1 1 2	0 0 0	22 14 36	8 1 9	27 16 43	1 0 1	2 0 2	15 4 19	0 0 0	2 2 4	5 3 8	M F T	All other diseases of the circulatory system (I83-I99)	5
2376 1129 3505	959 371 1330	13427 9641 23068	142 106 248	72 63 135	241 143 384	13 8 21	1433 742 2175	497 313 810	1473 792 2265	4588 2486 7074	78 63 141	6971 4417 11388	549 325 874	311 191 502	1666 703 2369	M F T	DISEASES OF THE RESPIRATORY SYSTEM (J00-J98)	X.
61 32 93	0 0 0	40 47 87	0 0 0	5 8 13	3 1 4	5 4 9	1 2 3	238 158 396	5 9 14	2177 1754 3931	0 0 0	0 0 0	0 0 0	14 5 19	0 0 0	M F T	Diseases of the upper respiratory tract (J00-J06 & J30-J39)	33
0 0 0	0 0 0	0 0 0	0 0 0	0 0 0	1 0 1	0 0 0	0 1 1	64 48 112	0 0 0	0 0 0	0 0 0	0 0 0	0 0 0	1 0 1	0 0 0	M F T	Acute pharyngitis and acute tonsillitis (J02-J03)	1
0 0 0	0 0 0	2 3 5	0 0 0	0 0 0	0 0 0	0 0 0	0 0 0	65 53 118	0 1 1	0 0 0	0 0 0	0 0 0	0 0 0	0 0 0	0 0 0	M F T	Acute laryngitis and tracheitis (J04)	2
58 31 89	0 0 0	18 17 35	0 0 0	4 6 10	2 1 3	3 4 7	0 1 7	81 43 124	5 8 13	0 0 0	0 0 0	0 0 0	0 0 0	0 0 0	0 0 0	M F T	Other acute upper respiratory infections (J00-J01 & J05-J06)	3

TABLE 4 - MEDICALLY CERTIFIED DEATHS BY SEX IN STATES / UNION TERRITORIES

Major Group No.	CAUSE OF DEATH	Sex	All States (Total)	Andhra Pradesh	A & N Islands	Arunachal Pradesh	Assam	Bihar	Chandigarh	Chhattisgarh	D & N Haveli	Daman* & diu	Delhi	Goa	Gujarat	Himachal Pradesh	Jammu & Kashmir	Jharkhand	Karnataka
1	2	3	4	5	6	7	8	9	10	11	12	13	14	15	16	18	19	20	21
4	All other diseases of upper respiratory tract (J30-J39)	M	2404	7	2	0	65	0	0	1	0	0	17	0	26	9	0	3	29
		F	1883	5	0	0	26	0	0	2	0	0	12	0	19	1	0	0	15
		T	4287	12	2	0	91	0	0	3	0	0	29	0	45	10	0	3	44
34	Lower respiratory diseases (J20-J22 & J40-J47)	M	22048	1146	5	20	765	112	0	191	0	2	581	350	1516	232	15	4	3228
		F	11185	355	3	4	362	106	0	61	0	6	305	323	748	112	4	0	1412
		T	33233	1501	8	24	1127	218	0	252	0	8	886	673	2264	344	19	4	4640
1	Acute bronchitis and acute bronchiolitis (J20-J21)	M	954	8	0	0	203	68	0	13	0	0	85	12	53	33	0	2	9
		F	690	6	0	0	84	47	0	5	0	0	47	11	44	9	0	0	1
		T	1644	14	0	0	287	115	0	18	0	0	132	23	97	42	0	2	10
2	Bronchitis, chronic and unspecified, emphysema (J40-J43)	M	1645	258	0	0	197	0	0	19	0	2	53	44	357	73	15	0	157
		F	824	67	1	0	96	0	0	10	0	6	27	46	144	36	4	0	93
		T	2469	325	1	0	293	0	0	29	0	8	80	90	501	109	19	0	250
3	Asthma (J45-J46)	M	4451	141	3	20	254	44	0	35	0	0	43	23	289	68	0	2	626
		F	3168	88	0	4	147	59	0	19	0	0	37	28	175	29	0	0	423
		T	7619	229	3	24	401	103	0	54	0	0	80	51	464	97	0	2	1049
4	Other lower respiratory disorders (J22, J44 & J47)	M	14998	739	2	0	111	0	0	124	0	0	400	271	817	58	0	0	2436
		F	6503	194	2	0	35	0	0	27	0	0	194	238	385	38	0	0	895
		T	21501	933	4	0	146	0	0	151	0	0	594	509	1202	96	0	0	3331
35	Other diseases of the respiratory system (J10-J18,J60-J98)	M	29575	2434	30	9	535	213	0	306	19	252	1431	265	2088	439	6	5	3177
		F	19001	1336	16	6	267	203	0	228	0	179	972	224	1397	233	2	8	1841
		T	48576	3770	46	15	802	416	0	534	19	431	2403	489	3485	672	8	13	5018
1	Influenza (J10-J11)	M	517	0	0	1	177	105	0	3	0	0	134	0	21	0	0	0	10
		F	384	0	0	0	77	131	0	5	0	0	88	0	11	0	0	0	12
		T	901	0	0	1	254	236	0	8	0	0	222	0	32	0	0	0	22
2	Pneumonia (J12-J18)	M	11669	271	6	8	70	108	0	160	19	0	941	141	1078	306	6	3	1516
		F	7657	171	2	6	37	72	0	121	0	0	640	118	734	172	2	2	920
		T	19326	442	8	14	107	180	0	281	19	0	1581	259	1812	478	8	5	2436
3	Pleurisy (J90)	M	617	35	3	0	0	0	0	9	0	0	15	0	62	44	0	0	192
		F	388	18	3	0	0	0	0	6	0	0	16	2	54	9	0	0	107
		T	1005	53	6	0	0	0	0	15	0	0	31	2	116	53	0	0	299
4	All other diseases of the respiratory system (J60-J86,J92-J98.)	M	16772	2128	21	0	288	0	0	134	0	252	341	124	927	89	0	2	1459
		F	10572	1147	11	0	153	0	0	96	0	179	228	104	598	52	0	6	802
		T	27344	3275	32	0	441	0	0	230	0	431	569	228	1525	141	0	8	2261
XI.	DISEASES OF THE DIGESTIVE SYSTEM (K00-K92)	M	31859	1320	41	58	835	331	0	309	0	24	1890	805	1926	190	28	15	6466
		F	9386	451	10	21	411	210	0	93	0	9	796	87	725	80	15	4	1608
		T	41245	1771	51	79	1246	541	0	402	0	33	2686	892	2651	270	43	19	8074
36	Diseases of oral cavity, salivary glands and jaws (K00-K14)	M	89	5	1	0	0	0	0	6	0	0	25	1	3	0	0	0	18
		F	40	3	0	0	0	0	0	0	0	0	10	0	6	0	0	0	10
		T	129	8	1	0	0	0	0	6	0	0	35	1	9	0	0	0	28
1	Diseases of oral cavity, salivary glands and jaws (K00-K14)	M	89	5	1	0	0	0	0	6	0	0	25	1	3	0	0	0	18
		F	40	3	0	0	0	0	0	0	0	0	10	0	6	0	0	0	10
		T	129	8	1	0	0	0	0	6	0	0	35	1	9	0	0	0	28
37	Diseases of the other parts of digestive system (K20-K92)	M	31770	1315	40	58	835	331	0	303	0	24	1865	804	1923	190	28	15	6448
		F	9346	448	10	21	411	210	0	93	0	9	786	87	719	80	15	4	1598
		T	41116	1763	50	79	1246	541	0	396	0	33	2651	891	2642	270	43	19	8046
1	Gastric and duodenal ulcer (K25-K27)	M	946	21	0	0	241	116	0	11	0	0	31	3	54	55	0	1	86
		F	501	5	0	0	138	64	0	2	0	0	23	2	23	11	0	0	42
		T	1447	26	0	0	379	180	0	13	0	0	54	5	77	66	0	1	128
2	Gastritis and duodenitis (K29)	M	191	6	0	20	0	0	0	10	0	0	21	1	19	0	11	0	9
		F	123	3	0	7	0	0	0	14	0	0	9	1	2	0	6	0	1
		T	314	9	0	27	0	0	0	24	0	0	30	2	21	0	17	0	10
3	Diseases of appendix (K35-K38)	M	362	2	0	1	107	0	0	1	0	0	11	0	21	0	0	0	193
		F	170	4	0	0	53	0	0	0	0	0	3	0	22	0	0	0	58
		T	532	6	0	1	160	0	0	1	0	0	14	0	43	0	0	0	251

ACCORDING TO NATIONAL LIST (BASED UPON TENTH REVISION OF ICD) DURING 2011

Kerala	Madhya Pradesh	Maharashtra	Manipur	Meghalaya	Mizoram	Nagaland	Odisha	Puducherry	Punjab	Rajasthan	Sikkim	Tamil Nadu	Tripura	Uttarakhand	West Bengal	Sex	CAUSE OF DEATH	Major Group No.
22	23	24	25	26	27	28	29	30	31	32	33	34		35	36	3	2	1
3	0	20	0	1	0	2	1	28	0	2177	0	0	0	13	0	M	All other diseases of upper respiratory tract (J30-J39)	4
1	0	27	0	2	0	0	0	14	0	1754	0	0	0	5	0	F		
4	0	47	0	3	0	2	1	42	0	3931	0	0	0	18	0	T		
1480	886	4336	72	7	75	6	658	72	618	1742	43	2217	82	130	1457	M	Lower respiratory diseases (J20-J22 & J40-J47)	34
547	307	3195	57	6	65	3	292	56	265	421	44	1426	41	70	589	F		
2027	1193	7531	129	13	140	9	950	128	883	2163	87	3643	123	200	2046	T		
0	0	114	0	0	8	4	19	21	3	0	0	278	20	1	0	M	Acute bronchitis and acute bronchiolitis (J20-J21)	1
0	0	77	0	0	8	2	5	25	2	0	0	309	4	4	0	F		
0	0	191	0	0	16	6	24	46	5	0	0	587	24	5	0	T		
14	0	291	0	0	1	0	7	10	14	1	1	75	41	15	0	M	Bronchitis, chronic and unspecified, emphysema (J40-J43)	2
4	0	177	0	2	0	0	4	4	14	0	0	64	20	5	0	F		
18	0	468	0	2	1	0	11	14	28	1	1	139	61	20	0	T		
104	121	1352	19	7	23	2	102	25	77	62	4	934	21	19	31	M	Asthma (J45-J46)	3
82	57	1104	11	4	23	1	63	24	81	37	4	612	17	5	34	F		
186	178	2456	30	11	46	3	165	49	158	99	8	1546	38	24	65	T		
1362	765	2579	53	0	43	0	530	16	524	1679	38	930	0	95	1426	M	Other lower respiratory disorders (J22, J44 & J47)	4
461	250	1837	46	0	34	0	220	3	168	384	40	441	0	56	555	F		
1823	1015	4416	99	0	77	0	750	19	692	2063	78	1371	0	151	1981	T		
835	73	9051	70	60	163	2	774	187	850	669	35	4754	467	167	209	M	Other diseases of the respiratory system (J10-J18,J60-J98)	35
550	64	6399	49	49	77	1	448	99	518	311	19	2991	284	116	114	F		
1385	137	15450	119	109	240	3	1222	286	1368	980	54	7745	751	283	323	T		
6	0	20	0	34	1	0	2	1	1	0	1	0	0	0	0	M	Influenza (J10-J11)	1
11	0	12	0	35	0	0	2	0	0	0	0	0	0	0	0	F		
17	0	32	0	69	1	0	4	1	1	0	1	0	0	0	0	T		
469	29	4380	37	0	112	2	383	133	409	322	22	706	6	25	1	M	Pneumonia (J12-J18)	2
245	24	3083	22	0	58	0	220	74	224	166	11	516	2	14	1	F		
714	53	7463	59	0	170	2	603	207	633	488	33	1222	8	39	2	T		
27	1	115	0	26	0	0	27	0	35	0	0	18	0	8	0	M	Pleurisy (J90)	3
5	2	73	4	14	2	0	19	0	24	5	1	20	0	4	0	F		
32	3	188	4	40	2	0	46	0	59	5	1	38	0	12	0	T		
333	43	4536	33	0	50	0	362	53	405	347	12	4030	461	134	208	M	All other diseases of the respiratory system (J60-J86,J92-J98.)	4
289	38	3231	23	0	17	1	207	25	270	140	7	2455	282	98	113	F		
622	81	7767	56	0	67	1	569	78	675	487	19	6485	743	232	321	T		
1650	501	7635	210	145	194	15	1368	239	1266	677	123	2241	11	263	1083	M	DISEASES OF THE DIGESTIVE SYSTEM (K00-K92)	XI.
458	88	1725	42	27	62	6	451	36	316	133	45	834	10	132	501	F		
2108	589	9360	252	172	256	21	1819	275	1582	810	168	3075	21	395	1584	T		
0	0	25	0	0	0	0	3	0	0	0	0	0	0	2	0	M	Diseases of oral cavity, salivary glands and jaws (K00-K14)	36
1	0	9	0	0	0	0	1	0	0	0	0	0	0	0	0	F		
1	0	34	0	0	0	0	4	0	0	0	0	0	0	2	0	T		
0	0	25	0	0	0	0	3	0	0	0	0	0	0	2	0	M	Diseases of oral cavity, salivary glands and jaws (K00-K14)	1
1	0	9	0	0	0	0	1	0	0	0	0	0	0	0	0	F		
1	0	34	0	0	0	0	4	0	0	0	0	0	0	2	0	T		
1650	501	7610	210	145	194	15	1365	239	1266	677	123	2241	11	261	1083	M	Diseases of the other parts of digestive system (K20-K92)	37
457	88	1716	42	27	62	6	450	36	316	133	45	834	10	132	501	F		
2107	589	9326	252	172	256	21	1815	275	1582	810	168	3075	21	393	1584	T		
15	0	41	1	1	6	4	115	14	5	0	0	121	2	2	0	M	Gastric and duodenal ulcer (K25-K27)	1
4	0	24	1	0	1	2	33	5	2	0	0	112	3	4	0	F		
19	0	65	2	1	7	6	148	19	7	0	0	233	5	6	0	T		
5	0	21	0	0	9	0	4	0	1	4	0	49	1	0	0	M	Gastritis and duodenitis (K29)	2
8	0	23	0	0	4	0	2	0	2	0	0	40	1	0	0	F		
13	0	44	0	0	13	0	6	0	3	4	0	89	2	0	0	T		
0	0	6	1	1	0	0	4	0	1	3	1	9	0	0	0	M	Diseases of appendix (K35-K38)	3
1	0	6	0	1	0	0	2	0	0	0	0	18	0	2	0	F		
1	0	12	1	2	0	0	6	0	1	3	1	27	0	2	0	T		

TABLE 4 - MEDICALLY CERTIFIED DEATHS BY SEX IN STATES / UNION TERRITORIES

Major Group No.	CAUSE OF DEATH	Sex	All States (Total)	Andhra Pradesh	A & N Islands	Arunachal Pradesh	Assam	Bihar	Chandigarh	Chhattisgarh	D & N Haveli	Daman* & diu	Delhi	Goa	Gujarat	Himachal Pradesh	Jammu & Kashmir	Jharkhand	Karnataka
1	2	3	4	5	6	7	8	9	10	11	12	13	14	15	16	18	19	20	21
4	Hernia (K40-K46)	M	227	17	0	0	0	0	0	4	0	0	22	8	9	0	0	0	59
		F	106	15	0	0	0	0	0	3	0	0	9	2	11	0	0	0	19
		T	333	32	0	0	0	0	0	7	0	0	31	10	20	0	0	0	78
5	Paralytic ileus and intestinal obstruction without hernia (K56)	M	761	64	0	0	0	0	0	3	0	0	113	1	58	8	0	0	120
		F	538	54	0	0	0	0	0	2	0	0	82	2	47	4	0	0	87
		T	1299	118	0	0	0	0	0	5	0	0	195	3	105	12	0	0	207
6	Peritonitis (K65)	M	1976	247	0	0	0	0	0	46	0	0	306	13	91	35	0	0	383
		F	821	104	0	0	0	0	0	20	0	0	192	8	58	12	0	0	155
		T	2797	351	0	0	0	0	0	66	0	0	498	21	149	47	0	0	538
7	Diseases of the liver (K70-K76)	M	22485	809	36	37	151	215	0	200	0	24	1012	709	1382	60	9	14	4516
		F	4993	209	6	14	82	146	0	31	0	9	264	58	414	28	5	4	855
		T	27478	1018	42	51	233	361	0	231	0	33	1276	767	1796	88	14	18	5371
8	Cholelithiasis and cholecystitis (K80-K81)	M	278	3	0	0	102	0	0	2	0	0	38	0	10	5	0	0	49
		F	230	17	1	0	49	0	0	8	0	0	22	2	15	6	0	0	37
		T	508	20	1	0	151	0	0	10	0	0	60	2	25	11	0	0	86
9	Disorders of the pancreas (K85-K86)	M	1373	75	2	0	71	0	0	14	0	0	62	26	93	17	0	0	333
		F	460	8	1	0	39	0	0	2	0	0	34	2	41	13	0	0	73
		T	1833	83	3	0	110	0	0	16	0	0	96	28	134	30	0	0	406
10	All other diseases of the other parts of digestive system (K20-K22,K28, K30-K31,K50-K55, K57-K63, K66,K82-K83 & K90-K92)	M	3171	71	2	0	163	0	0	12	0	0	249	43	186	10	8	0	700
		F	1404	29	2	0	50	0	0	11	0	0	148	10	86	6	4	0	271
		T	4575	100	4	0	213	0	0	23	0	0	397	53	272	16	12	0	971
XII. DISEASES OF THE SKIN AND SUBCUTANEOUS TISSUE (L00-L98)		M	1132	155	2	0	0	0	0	13	0	0	32	7	106	0	0	0	508
		F	642	79	0	0	0	0	0	5	0	0	21	3	78	0	0	0	264
		T	1774	234	2	0	0	0	0	18	0	0	53	10	184	0	0	0	772
38 Diseases of the skin and subcutaneous tissue (L00-L98)		M	1132	155	2	0	0	0	0	13	0	0	32	7	106	0	0	0	508
		F	642	79	0	0	0	0	0	5	0	0	21	3	78	0	0	0	264
		T	1774	234	2	0	0	0	0	18	0	0	53	10	184	0	0	0	772
1	Infections of the skin and subcutaneous tissue (L00-L08)	M	912	137	1	0	0	0	0	13	0	0	19	3	92	0	0	0	421
		F	480	65	0	0	0	0	0	4	0	0	14	1	67	0	0	0	201
		T	1392	202	1	0	0	0	0	17	0	0	33	4	159	0	0	0	622
2	All other diseases of the skin and subcutaneous tissue (L10-L98)	M	220	18	1	0	0	0	0	0	0	0	13	4	14	0	0	0	87
		F	162	14	0	0	0	0	0	1	0	0	7	2	11	0	0	0	63
		T	382	32	1	0	0	0	0	1	0	0	20	6	25	0	0	0	150
XIII. DISEASES OF THE MUSCULOSKELETAL SYSTEM AND CONNECTIVE TISSUE (M00-M99)		M	479	50	0	0	0	0	0	7	0	0	139	9	22	0	0	0	107
		F	454	26	0	0	0	0	0	5	0	0	97	5	18	0	0	0	84
		T	933	76	0	0	0	0	0	12	0	0	236	14	40	0	0	0	191
39 Diseases of the musculoskeletal system and connective tissue (M00-M99)		M	479	50	0	0	0	0	0	7	0	0	139	9	22	0	0	0	107
		F	454	26	0	0	0	0	0	5	0	0	97	5	18	0	0	0	84
		T	933	76	0	0	0	0	0	12	0	0	236	14	40	0	0	0	191
1	Rheumatoid arthritis and other inflammatory polyarthropathies (M05-M13)	M	80	24	0	0	0	0	0	0	0	0	15	2	3	0	0	0	24
		F	131	16	0	0	0	0	0	0	0	0	13	2	6	0	0	0	38
		T	211	40	0	0	0	0	0	0	0	0	28	4	9	0	0	0	62
2	Osteomyelitis (M86)	M	135	2	0	0	0	0	0	0	0	0	100	0	1	0	0	0	1
		F	84	1	0	0	0	0	0	0	0	0	56	0	0	0	0	0	1
		T	219	3	0	0	0	0	0	0	0	0	156	0	1	0	0	0	2
3	All other diseases of the musculoskeletal system and connective tissue (M00-M02, M15-M85,M87-M99)	M	264	24	0	0	0	0	0	7	0	0	24	7	18	0	0	0	82
		F	239	9	0	0	0	0	0	5	0	0	28	3	12	0	0	0	45
		T	503	33	0	0	0	0	0	12	0	0	52	10	30	0	0	0	127

ACCORDING TO NATIONAL LIST (BASED UPON TENTH REVISION OF ICD) DURING 2011

Kerala	Madhya Pradesh	Maharashtra	Manipur	Meghalaya	Mizoram	Nagaland	Odisha	Puducherry	Punjab	Rajasthan	Sikkim	Tamil Nadu	Tripura	Uttarakhand	West Bengal	Sex	CAUSE OF DEATH	Major Group No.
22	23	24	25	26	27	28	29	30	31	32	33	34		35	36	3	2	1
12	0	42	0	0	0	0	15	0	3	12	0	4	0	8	12	M	Hernia	4
6	0	16	0	0	0	0	7	0	4	3	0	1	2	5	3	F	(K40-K46)	
18	0	58	0	0	0	0	22	0	7	15	0	5	2	13	15	T		
32	0	77	4	2	3	0	74	0	38	0	1	32	0	26	105	M	Paralytic ileus and intestinal	5
20	0	40	2	3	4	0	51	0	26	0	0	26	0	12	76	F	obstruction	
52	0	117	6	5	7	0	125	0	64	0	1	58	0	38	181	T	without hernia (K56)	
73	166	242	0	1	2	0	20	0	85	171	2	21	0	32	40	M	Peritonitis	6
30	39	105	1	0	1	0	16	0	28	21	1	8	0	4	18	F	(K65)	
103	205	347	1	1	3	0	36	0	113	192	3	29	0	36	58	T		
1384	335	6683	175	125	125	5	782	204	920	360	110	1834	6	151	112	M	Diseases of the liver	7
320	49	1284	29	17	43	2	211	19	170	69	37	527	3	68	20	F	(K70-K76)	
1704	384	7967	204	142	168	7	993	223	1090	429	147	2361	9	219	132	T		
11	0	21	1	2	0	0	15	6	2	3	0	0	0	2	6	M	Cholelithiasis and	8
5	0	21	0	2	0	0	18	2	1	0	1	0	0	13	10	F	cholecystitis	
16	0	42	1	4	0	0	33	8	3	3	1	0	0	15	16	T	(K80-K81)	
41	0	279	4	4	18	0	70	0	81	49	1	20	1	13	99	M	Disorders of the pancreas	9
14	0	95	2	2	1	0	16	0	32	26	1	8	0	10	40	F	(K85-K86)	
55	0	374	6	6	19	0	86	0	113	75	2	28	1	23	139	T		
77	0	198	24	9	31	6	266	15	130	75	8	151	1	27	709	M	All other diseases of the other	10
49	0	102	7	2	8	2	94	10	51	14	5	94	1	14	334	F	parts of digestive	
126	0	300	31	11	39	8	360	25	181	89	13	245	2	41	1043	T	system (K20-K22,K28,K30-K31,K50-K55,K57-K63,K66,K82-K83 & K90-K92)	
47	0	106	0	1	2	0	48	1	19	11	0	12	0	16	46	M	DISEASES OF THE SKIN	XII.
38	0	76	0	0	0	0	22	0	16	0	2	9	0	8	21	F	AND SUBCUTANEOUS	
85	0	182	0	1	2	0	70	1	35	11	2	21	0	24	67	T	TISSUE (L00-L98)	
47	0	106	0	1	2	0	48	1	19	11	0	12	0	16	46	M	Diseases of the skin and	38
38	0	76	0	0	0	0	22	0	16	0	2	9	0	8	21	F	subcutaneous tissue (L00-	
85	0	182	0	1	2	0	70	1	35	11	2	21	0	24	67	T	L98)	
34	0	74	0	1	1	0	43	1	17	0	0	12	0	6	37	M	Infections of the skin and	1
27	0	45	0	0	0	0	19	0	9	0	0	9	0	2	17	F	subcutaneous tissue (L00-	
61	0	119	0	1	1	0	62	1	26	0	0	21	0	8	54	T	L08)	
13	0	32	0	0	1	0	5	0	2	11	0	0	0	10	9	M	All other diseases of the skin	2
11	0	31	0	0	0	0	3	0	7	0	2	0	0	6	4	F	and	
24	0	63	0	0	1	0	8	0	9	11	2	0	0	16	13	T	subcutaneous tissue (L10-	
																	L98)	
26	1	49	0	2	0	0	58	1	2	0	0	0	1	4	1	M	DISEASES OF THE	XIII.
63	0	79	2	3	6	0	53	1	4	0	1	0	0	4	3	F	MUSCULOSKELETAL	
89	1	128	2	5	6	0	111	2	6	0	1	0	1	8	4	T	SYSTEM AND CONNECTIVE	
																	TISSUE (M00-M99)	
26	1	49	0	2	0	0	58	1	2	0	0	0	1	4	1	M	Diseases of the	39
63	0	79	2	3	6	0	53	1	4	0	1	0	0	4	3	F	musculoskeletal system	
89	1	128	2	5	6	0	111	2	6	0	1	0	1	8	4	T	and connective tissue	
																	(M00-M99)	
1	1	8	0	0	0	0	2	0	0	0	0	0	0	0	0	M	Rheumatoid arthritis and	1
5	0	43	0	2	0	0	3	0	1	0	0	0	0	1	1	F	other inflammatory	
6	1	51	0	2	0	0	5	0	1	0	0	0	0	1	1	T	polyarthropathies (M05-M13)	
0	0	3	0	1	0	0	27	0	0	0	0	0	0	0	0	M	Osteomyelitis	2
1	0	0	0	0	1	0	24	0	0	0	0	0	0	0	0	F	(M86)	
1	0	3	0	1	1	0	51	0	0	0	0	0	0	0	0	T		
25	0	38	0	1	0	0	29	1	2	0	0	0	1	4	1	M	All other diseases of the	3
57	0	36	2	1	5	0	26	1	3	0	1	0	0	3	2	F	musculoskeletal system and	
82	0	74	2	2	5	0	55	2	5	0	1	0	1	7	3	T	connective tissue (M00-M02,M15-M85,M87-M99)	

TABLE 4 - MEDICALLY CERTIFIED DEATHS BY SEX IN STATES / UNION TERRITORIES

Major Group No.	CAUSE OF DEATH	Sex	All States (Total)	Andhra Pradesh	A & N Islands	Arunachal Pradesh	Assam	Bihar	Chandigarh	Chhattisgarh	D & N Haveli	Daman* & diu	Delhi	Goa	Gujarat	Himachal Pradesh	Jammu & Kashmir	Jharkhand	Karnataka
1	2	3	4	5	6	7	8	9	10	11	12	13	14	15	16	18	19	20	21
XIV. DISEASES OF THE GENITOURINARY SYSTEM (N00-N99)		M	16740	787	30	0	243	273	0	130	0	0	1133	186	1312	66	0	3	2544
		F	10478	454	11	0	104	226	0	133	0	0	742	115	793	51	0	1	1528
		T	27218	1241	41	0	347	499	0	263	0	0	1875	301	2105	117	0	4	4072
40 Diseases of urinary system (N00-N39)		M	16251	772	27	0	243	273	0	130	0	0	865	181	1268	66	0	3	2448
		F	10114	448	11	0	104	226	0	89	0	0	542	114	782	51	0	1	1494
		T	26365	1220	38	0	347	499	0	219	0	0	1407	295	2050	117	0	4	3942
1	Glomerular diseases (including Nephritic Syndrome) (N00-N07)	M	504	7	0	0	0	0	0	11	0	0	42	0	32	0	0	0	63
		F	304	3	0	0	0	0	0	12	0	0	33	5	21	0	0	0	55
		T	808	10	0	0	0	0	0	23	0	0	75	5	53	0	0	0	118
2	Renal tubulo-interstitial diseases (N10-N15)	M	359	17	0	0	0	0	0	1	0	0	68	1	37	9	0	0	71
		F	247	18	0	0	0	0	0	1	0	0	45	2	24	7	0	0	65
		T	606	35	0	0	0	0	0	2	0	0	113	3	61	16	0	0	136
3	Renal failure (N17-N19)	M	13784	667	25	0	243	152	0	96	0	0	618	149	992	53	0	3	1767
		F	8523	387	10	0	104	113	0	65	0	0	344	86	618	44	0	1	1032
		T	22307	1054	35	0	347	265	0	161	0	0	962	235	1610	97	0	4	2799
4	Urolithiasis (N20-N23)	M	112	3	0	0	0	0	0	15	0	0	15	2	11	0	0	0	6
		F	46	1	0	0	0	0	0	9	0	0	13	2	5	0	0	0	1
		T	158	4	0	0	0	0	0	24	0	0	28	4	16	0	0	0	7
5	Other disorders of kidney and ureter (N25-N28)	M	791	61	1	0	0	121	0	4	0	0	112	27	48	4	0	0	231
		F	494	24	1	0	0	113	0	1	0	0	91	16	22	0	0	0	128
		T	1285	85	2	0	0	234	0	5	0	0	203	43	70	4	0	0	359
6	All other diseases of urinary system (N30-N39)	M	701	17	1	0	0	0	0	3	0	0	10	2	148	0	0	0	310
		F	500	15	0	0	0	0	0	1	0	0	16	3	92	0	0	0	213
		T	1201	32	1	0	0	0	0	4	0	0	26	5	240	0	0	0	523
41 Other diseases of the genitourinary system (N40-N99)		M	489	15	3	0	0	0	0	0	0	0	268	5	44	0	0	0	96
		F	364	6	0	0	0	0	0	44	0	0	200	1	11	0	0	0	34
		T	853	21	3	0	0	0	0	44	0	0	468	6	55	0	0	0	130
1	Hyperplasia of prostate (N40)	M	171	1	2	0	0	0	0	0	0	0	82	3	36	0	0	0	20
		T	171	1	2	0	0	0	0	0	0	0	82	3	36	0	0	0	20
2	All other diseases of male genital organs (N41-N50)	M	318	14	1	0	0	0	0	0	0	0	186	2	8	0	0	0	76
		T	318	14	1	0	0	0	0	0	0	0	186	2	8	0	0	0	76
3	Salpingitis and oophoritis (N70)	F	132	0	0	0	0	0	0	0	0	0	120	0	3	0	0	0	7
		T	132	0	0	0	0	0	0	0	0	0	120	0	3	0	0	0	7
4	All other diseases of female genital organs (N60-N64 & N71-N99)	F	232	6	0	0	0	0	0	44	0	0	80	1	8	0	0	0	27
		T	232	6	0	0	0	0	0	44	0	0	80	1	8	0	0	0	27
XV. PREGNANCY, CHILDBIRTH AND THE PUERPERIUM (O00-O99)		F	4540	460	2	1	362	382	0	98	0	7	479	8	209	12	8	9	841
		T	4540	460	2	1	362	382	0	98	0	7	479	8	209	12	8	9	841
42 Pregnancy with abortive outcome (O00-O08)		F	389	3	0	0	0	61	0	3	0	7	27	0	5	3	0	1	37
		T	389	3	0	0	0	61	0	3	0	7	27	0	5	3	0	1	37
1	Spontaneous abortion (O03)	F	14	2	0	0	0	0	0	0	0	0	0	0	1	0	0	0	1
		T	14	2	0	0	0	0	0	0	0	0	0	0	1	0	0	0	1
2	Medical abortion (O04)	F	31	0	0	0	0	0	0	2	0	0	0	0	1	0	0	0	1
		T	31	0	0	0	0	0	0	2	0	0	0	0	1	0	0	0	1
3	Other pregnancies with abortive outcome (O00-O02 & O05-O08)	F	344	1	0	0	0	61	0	1	0	7	27	0	3	3	0	1	35
		T	344	1	0	0	0	61	0	1	0	7	27	0	3	3	0	1	35
43 Other direct obstetric deaths (O10-O92)		F	3518	457	2	1	362	202	0	89	0	0	178	8	155	9	8	1	768
		T	3518	457	2	1	362	202	0	89	0	0	178	8	155	9	8	1	768
1	Oedema, proteinuria and hypertensive disorders in pregnancy, childbirth and the puerperium (O10-O16)	F	772	15	0	0	0	81	0	33	0	0	47	0	24	4	0	0	156
		T	772	15	0	0	0	81	0	33	0	0	47	0	24	4	0	0	156

ACCORDING TO NATIONAL LIST (BASED UPON TENTH REVISION OF ICD) DURING 2011

Kerala	Madhya Pradesh	Maharashtra	Manipur	Meghalaya	Mizoram	Nagaland	Odisha	Puducherry	Punjab	Rajasthan	Sikkim	Tamil Nadu	Tripura	Uttarakhand	West Bengal	Sex	CAUSE OF DEATH	Major Group No.
22	23	24	25	26	27	28	29	30	31	32	33	34	35	36	3	2	1	
541 276 817	150 25 175	4545 2965 7510	34 28 62	36 25 61	68 43 111	9 5 14	265 165 430	248 120 368	404 217 621	233 131 364	21 14 35	2618 1765 4383	28 7 35	131 105 236	702 429 1131	M F T	DISEASES OF THE GENITOURINARY SYSTEM (N00-N99)	XIV.
523 273 796	150 25 175	4522 2939 7461	34 26 60	36 25 61	68 43 111	9 5 14	252 155 407	248 120 368	404 216 620	233 125 358	21 14 35	2618 1763 4381	28 7 35	128 99 227	701 417 1118	M F T	Diseases of urinary system (N00-N39)	40.
226 103 329	0 0 0	70 36 106	0 1 1	3 3 6	0 1 1	0 0 0	14 11 25	0 0 0	9 7 16	0 0 0	7 1 8	9 3 12	0 0 0	8 9 17	3 0 3	M F T	Glomerular diseases (including Nephritic Synodrome) (N00-N07)	1
20 8 28	0 0 0	47 23 70	0 0 0	0 0 0	2 1 3	0 0 0	7 4 11	0 0 0	31 14 45	0 5 5	10 10 20	5 0 5	0 0 0	33 20 53	0 0 0	M F T	Renal tubulo-interstitial diseases (N10-N15)	2
174 95 269	150 25 175	4327 2831 7158	18 13 31	28 17 45	60 37 97	2 3 5	165 83 248	151 86 237	327 179 506	232 120 352	0 0 0	2586 1747 4333	26 4 30	77 66 143	696 413 1109	M F T	Renal failure (N17-N19)	3
38 0 38	0 0 0	14 9 23	1 5 6	0 0 0	0 0 0	0 0 0	1 0 1	0 0 0	3 0 3	0 0 0	0 0 0	1 1 2	0 0 0	2 0 2	0 0 0	M F T	Urolithiasis (N20-N23)	4
10 6 16	0 0 0	28 20 48	13 7 20	5 4 9	4 2 6	3 1 4	12 21 33	57 13 70	31 14 45	1 0 1	4 2 6	11 7 18	0 0 0	3 1 4	0 0 0	M F T	Other disorders of kidney and ureter (N25-N28)	5
55 61 116	0 0 0	36 20 56	2 0 2	0 1 1	2 2 4	4 1 5	53 36 89	40 21 61	3 2 5	0 0 0	0 1 1	6 5 11	2 3 5	5 3 8	2 4 6	M F T	All other diseases of urinary system (N30-N39)	6
18 3 21	0 0 0	23 26 49	0 2 2	0 0 0	0 0 0	0 0 0	13 10 23	0 0 0	0 1 1	0 6 6	0 0 0	0 2 2	0 0 0	3 6 9	1 12 13	M F T	Other diseases of the genitourinary system (N40-N99)	41.
14 14	0 0	10 10	0 0	0 0	0 0	0 0	0 0	0 0	0 0	0 0	0 0	0 0	0 0	2 2	1 1	M T	Hyperplasia of prostate (N40)	1
4 4	0 0	13 13	0 0	0 0	0 0	0 0	13 13	0 0	0 0	0 0	0 0	0 0	0 0	1 1	0 0	M T	All other diseases of male genital organs (N41-N50)	2
0 0	0 0	1 1	0 0	0 0	0 0	0 0	1 1	0 0	0 0	0 0	0 0	0 0	0 0	0 0	0 0	F T	Salpingitis and oophoritis (N70)	3
3 3	0 0	25 25	2 2	0 0	0 0	0 0	9 9	0 0	1 1	6 6	0 0	2 2	0 0	6 6	12 12	F T	All other diseases of female genital organs (N60-N64 & N71-N99)	4
27 27	63 63	436 436	4 4	35 35	1 1	0 0	355 355	2 2	110 110	344 344	9 9	193 193	0 0	18 18	65 65	F T	PREGNANCY, CHILDBIRTH AND THE PUERPERIUM (O00-O99)	XV.
2 2	0 0	92 92	1 1	1 1	0 0	0 0	27 27	0 0	3 3	55 55	2 2	58 58	0 0	1 1	0 0	F T	Pregnancy with abortive outcome (O00-O08)	42.
0 0	0 0	7 7	0 0	0 0	0 0	0 0	3 3	0 0	0 0	0 0	0 0	0 0	0 0	0 0	0 0	F T	Spontaneous abortion (O03)	1
1 1	0 0	25 25	0 0	0 0	0 0	0 0	1 1	0 0	0 0	0 0	0 0	0 0	0 0	0 0	0 0	F T	Medical abortion (O04)	2
1 1	0 0	60 60	1 1	1 1	0 0	0 0	23 23	0 0	3 3	55 55	2 2	58 58	0 0	1 1	0 0	F T	Other pregnancies with abortive outcome (O00-O02 & O05-O08)	3
22 22	63 63	286 286	3 3	34 34	1 1	0 0	271 271	2 2	93 93	289 289	7 7	125 125	0 0	17 17	65 65	F T	Other direct obstetric deaths (O10-O92)	43.
11 11	63 63	101 101	0 0	0 0	0 0	0 0	84 84	0 0	22 22	6 6	3 3	56 56	0 0	2 2	64 64	F T	Oedema, proteinuria and hypertensive disorders in pregnancy, childbirth and the puerperium (O10-O16)	1

TABLE 4 - MEDICALLY CERTIFIED DEATHS BY SEX IN STATES / UNION TERRITORIES

Major Group No.	CAUSE OF DEATH	Sex	All States (Total)	Andhra Pradesh	A & N Islands	Arunachal Pradesh	Assam	Bihar	Chandigarh	Chhattisgarh	D & N Haveli	Daman* & diu	Delhi	Goa	Gujarat	Himachal Pradesh	Jammu & Kashmir	Jharkhand	Karnataka
1	2	3	4	5	6	7	8	9	10	11	12	13	14	15	16	18	19	20	21
2	Infections of genitourinary tract in pregnancy (O23)	F	143	0	0	0	90	0	0	0	0	0	7	0	1	0	8	0	0
		T	143	0	0	0	90	0	0	0	0	0	7	0	1	0	8	0	0
3	Obstructed labour (O64-O66)	F	252	0	0	0	114	28	0	1	0	0	57	0	8	1	0	0	2
		T	252	0	0	0	114	28	0	1	0	0	57	0	8	1	0	0	2
4	Complications pre-dominantly related to the puerperium (O85-O92)	F	707	21	0	1	76	37	0	7	0	0	22	2	12	4	0	0	319
		T	707	21	0	1	76	37	0	7	0	0	22	2	12	4	0	0	319
5	Other complications of pregnancy and delivery (O20-O22,O24-O63 & O67-O84)	F	1644	421	2	0	82	56	0	48	0	0	45	6	110	0	0	1	291
		T	1644	421	2	0	82	56	0	48	0	0	45	6	110	0	0	1	291
44	Other obstetric conditions, not elsewhere classified (O95-O99)	F	633	0	0	0	0	119	0	6	0	0	274	0	49	0	0	7	36
		T	633	0	0	0	0	119	0	6	0	0	274	0	49	0	0	7	36
1	Indirect obstetric deaths (O98-O99)	F	381	0	0	0	0	119	0	5	0	0	67	0	47	0	0	1	32
		T	381	0	0	0	0	119	0	5	0	0	67	0	47	0	0	1	32
2	All other obstetric conditions, not elsewhere classified (O95-O97)	F	252	0	0	0	0	0	0	1	0	0	207	0	2	0	0	6	4
		T	252	0	0	0	0	0	0	1	0	0	207	0	2	0	0	6	4
XVI.	CERTAIN CONDITIONS ORIGINATING IN THE PERINATAL PERIOD (P00-P96)	M	41759	2150	25	31	636	278	0	850	0	3	1255	103	2287	292	0	1	7090
		F	28190	1618	21	8	710	302	0	593	5	4	772	54	1517	215	0	0	4412
		T	69949	3768	46	39	1346	580	0	1443	5	7	2027	157	3804	507	0	1	11502
45	Certain conditions originating in the perinatal period (P00-P96)	M	41759	2150	25	31	636	278	0	850	0	3	1255	103	2287	292	0	1	7090
		F	28190	1618	21	8	710	302	0	593	5	4	772	54	1517	215	0	0	4412
		T	69949	3768	46	39	1346	580	0	1443	5	7	2027	157	3804	507	0	1	11502
1	Slow fetal growth, fetal malnutrition and immaturity (P05-P07)	M	16824	1019	1	0	126	95	0	311	0	3	405	29	512	132	0	0	2992
		F	11684	799	0	0	204	109	0	208	0	4	272	20	356	84	0	0	1817
		T	28508	1818	1	0	330	204	0	519	0	7	677	49	868	216	0	0	4809
2	Birth trauma (P10-P15)	M	337	5	0	0	42	7	0	5	0	0	22	0	9	0	0	0	6
		F	244	3	0	0	19	9	0	16	0	0	5	0	9	0	0	0	2
		T	581	8	0	0	61	16	0	21	0	0	27	0	18	0	0	0	8
3	Hypoxia, birth asphyxia and other respiratory conditions (P20-P28)	M	17363	928	8	0	26	141	0	266	0	0	416	46	1042	131	0	0	2544
		F	11744	686	9	0	39	96	0	173	5	0	223	23	707	106	0	0	1657
		T	29107	1614	17	0	65	237	0	439	5	0	639	69	1749	237	0	0	4201
4	Haemolytic disease of fetus and new-born (P55)	M	103	0	0	0	0	0	0	2	0	0	27	0	5	0	0	0	3
		F	107	0	0	0	0	0	0	4	0	0	37	0	3	0	0	0	8
		T	210	0	0	0	0	0	0	6	0	0	64	0	8	0	0	0	11
5	Other perinatal jaundice (P58-P59)	M	475	1	0	31	271	0	0	3	0	0	10	0	6	6	0	1	46
		F	423	1	0	8	306	0	0	0	0	0	6	1	7	6	0	0	20
		T	898	2	0	39	577	0	0	3	0	0	16	1	13	12	0	1	66
6	All other conditions originating in the perinatal period (P00-P04,P08,P29-P54,P56-P57,P60-P96.)	M	6657	197	16	0	171	35	0	263	0	0	375	28	713	23	0	0	1499
		F	3988	129	12	0	142	88	0	192	0	0	229	10	435	19	0	0	908
		T	10645	326	28	0	313	123	0	455	0	0	604	38	1148	42	0	0	2407
XVII.	CONGENITAL MALFORMATIONS, DEFORMATIONS AND CHROMOSOMAL ABNORMALITIES (Q00-Q99)	M	3620	76	1	0	0	3	0	25	0	0	384	22	411	0	0	0	1101
		F	2315	41	0	0	0	5	0	11	0	0	216	9	229	0	0	0	704
		T	5935	117	1	0	0	8	0	36	0	0	600	31	640	0	0	0	1805
46	Congenital malformations, deformations and chromosomal abnormalities (Q00-Q99)	M	3620	76	1	0	0	3	0	25	0	0	384	22	411	0	0	0	1101
		F	2315	41	0	0	0	5	0	11	0	0	216	9	229	0	0	0	704
		T	5935	117	1	0	0	8	0	36	0	0	600	31	640	0	0	0	1805

ACCORDING TO NATIONAL LIST (BASED UPON TENTH REVISION OF ICD) DURING 2011

Kerala	Madhya Pradesh	Maharashtra	Manipur	Meghalaya	Mizoram	Nagaland	Odisha	Puducherry	Punjab	Rajasthan	Sikkim	Tamil Nadu	Tripura	Uttarakhand	West Bengal	Sex	CAUSE OF DEATH	Major Group No.
22	23	24	25	26	27	28	29	30	31	32	33	34	35	36	3	2	1	
0	0	16	0	0	0	0	1	0	20	0	0	0	0	0	0	F	Infections of genitourinary tract in pregnancy (O23)	2
0	0	16	0	0	0	0	1	0	20	0	0	0	0	0	0	T		
0	0	17	1	1	0	0	13	0	9	0	0	0	0	0	0	F	Obstructed labour (O64-O66)	3
0	0	17	1	1	0	0	13	0	9	0	0	0	0	0	0	T		
3	0	31	1	0	0	0	35	0	18	111	1	2	0	4	0	F	Complications pre-dominantly related to the puerperium (O85-O92)	4
3	0	31	1	0	0	0	35	0	18	111	1	2	0	4	0	T		
8	0	121	1	33	1	0	138	2	24	172	3	67	0	11	1	F	Other complications of pregnancy and delivery (O20-O22,O24-O63 & O67-O84)	5
8	0	121	1	33	1	0	138	2	24	172	3	67	0	11	1	T		
3	0	58	0	0	0	0	57	0	14	0	0	10	0	0	0	F	Other obstetric conditions, not elsewhere classified (O95-O99)	44
3	0	58	0	0	0	0	57	0	14	0	0	10	0	0	0	T		
3	0	31	0	0	0	0	54	0	12	0	0	10	0	0	0	F	Indirect obstetric deaths (O98-O99)	1
3	0	31	0	0	0	0	54	0	12	0	0	10	0	0	0	T		
0	0	27	0	0	0	0	3	0	2	0	0	0	0	0	0	F	All other obstetric conditions, not elsewhere classified (O95-O97)	2
0	0	27	0	0	0	0	3	0	2	0	0	0	0	0	0	T		
635	4545	4964	36	104	138	5	3059	505	716	6347	54	4206	0	129	1315	M	CERTAIN CONDITIONS ORIGINATING IN THE PERINATAL PERIOD (P00-P96)	XVI.
470	2865	3457	36	75	92	3	1994	393	380	3923	32	3255	67	58	859	F		
1105	7410	8421	72	179	230	8	5053	898	1096	10270	86	7461	67	187	2174	T		
635	4545	4964	36	104	138	5	3059	505	716	6347	54	4206	0	129	1315	M	Certain conditions originating in the perinatal period (P00-P96)	45
470	2865	3457	36	75	92	3	1994	393	380	3923	32	3255	67	58	859	F		
1105	7410	8421	72	179	230	8	5053	898	1096	10270	86	7461	67	187	2174	T		
248	1654	2240	19	30	17	1	1212	132	181	2036	25	2522	0	59	823	M	Slow fetal growth, fetal malnutrition and immaturity (P05-P07)	1
217	1015	1532	23	20	17	0	760	97	105	1485	11	1948	0	32	549	F		
465	2669	3772	42	50	34	1	1972	229	286	3521	36	4470	0	91	1372	T		
1	0	13	0	0	0	0	8	85	2	0	0	130	0	2	0	M	Birth trauma (P10-P15)	2
0	0	7	2	0	0	0	9	70	1	0	0	91	0	1	0	F		
1	0	20	2	0	0	0	17	155	3	0	0	221	0	3	0	T		
226	2890	2273	14	47	60	4	1164	160	293	2608	17	1531	0	36	492	M	Hypoxia, birth asphyxia and other respiratory conditions (P20-P28)	3
152	1849	1626	9	34	36	3	780	120	144	1669	14	1194	67	13	310	F		
378	4739	3899	23	81	96	7	1944	280	437	4277	31	2725	67	49	802	T		
14	0	3	0	0	0	0	0	49	0	0	0	0	0	0	0	M	Haemolytic disease of fetus and new-born (P55)	4
7	0	0	0	0	0	0	1	47	0	0	0	0	0	0	0	F		
21	0	3	0	0	0	0	1	96	0	0	0	0	0	0	0	T		
3	0	33	0	1	5	0	7	31	0	12	0	7	0	1	0	M	Other perinatal jaundice (P58-P59)	5
2	0	19	1	0	2	0	4	18	0	12	0	10	0	0	0	F		
5	0	52	1	1	7	0	11	49	0	24	0	17	0	1	0	T		
143	1	402	3	26	56	0	668	48	240	1691	12	16	0	31	0	M	All other conditions originating in the perinatal period (P00-P04,P08,P29-P54,P56-P57,P60-P96.)	6
92	1	273	1	21	37	0	440	41	130	757	7	12	0	12	0	F		
235	2	675	4	47	93	0	1108	89	370	2448	19	28	0	43	0	T		
310	0	542	12	5	7	0	455	2	16	90	4	12	1	11	130	M	CONGENITAL MALFORMATIONS, DEFORMATIONS AND CHROMOSOMAL ABNORMALITIES (Q00-Q99)	XVII.
223	0	446	9	2	3	0	230	11	9	34	7	31	1	4	90	F		
533	0	988	21	7	10	0	685	13	25	124	11	43	2	15	220	T		
310	0	542	12	5	7	0	455	2	16	90	4	12	1	11	130	M	Congenital malformations, deformations and chromosomal abnormalities (Q00-Q99)	46
223	0	446	9	2	3	0	230	11	9	34	7	31	1	4	90	F		
533	0	988	21	7	10	0	685	13	25	124	11	43	2	15	220	T		

TABLE 4 - MEDICALLY CERTIFIED DEATHS BY SEX IN STATES / UNION TERRITORIES

Major Group No.	CAUSE OF DEATH	Sex	All States (Total)	Andhra Pradesh	A & N Islands	Arunachal Pradesh	Assam	Bihar	Chandigarh	Chhattisgarh	D & N Haveli	Daman* & diu	Delhi	Goa	Gujarat	Himachal Pradesh	Jammu & Kashmir	Jharkhand	Karnataka
1	2	3	4	5	6	7	8	9	10	11	12	13	14	15	16	18	19	20	21
1	Spina bifida (Q05)	M	37	3	0	0	0	0	0	0	0	0	6	0	1	0	0	0	19
		F	22	2	0	0	0	0	0	0	0	0	6	0	0	0	0	0	10
		T	59	5	0	0	0	0	0	0	0	0	12	0	1	0	0	0	29
2	Congenital malformations of the circulatory system (Q20-Q28)	M	1842	24	0	0	0	0	0	15	0	0	222	12	313	0	0	0	623
		F	1268	17	0	0	0	0	0	8	0	0	108	5	174	0	0	0	422
		T	3110	41	0	0	0	0	0	23	0	0	330	17	487	0	0	0	1045
3	Cleft lip and cleft palate (Q35-Q37)	M	11	0	0	0	0	0	0	0	0	0	0	0	5	0	0	0	0
		F	9	0	0	0	0	0	0	0	0	0	0	0	6	0	0	0	0
		T	20	0	0	0	0	0	0	0	0	0	0	0	11	0	0	0	0
4	All other congenital malformations, deformations and chromosomal abnormalities, not elsewhere classified (Q00-Q04,Q06-Q18,Q30-Q34 & Q38-Q99)	M	1730	49	1	0	0	3	0	10	0	0	156	10	92	0	0	0	459
		F	1016	22	0	0	0	5	0	3	0	0	102	4	49	0	0	0	272
		T	2746	71	1	0	0	8	0	13	0	0	258	14	141	0	0	0	731
XVIII. SYMPTOMS, SIGNS AND ABNORMAL CLINICAL AND LABORATORY FINDINGS,NOT ELSEWHERE CLASSIFIED (R00-R99)		M	72928	3982	6	9	0	188	434	557	0	0	11280	900	9073	173	0	11	1019
		F	46268	2220	7	3	0	150	266	420	248	0	6025	668	6408	95	0	17	611
		T	119196	6202	13	12	0	338	700	977	248	0	17305	1568	15481	268	0	28	1630
47	Symptoms, signs and abnormal clinical and laboratory findings, not elsewhere classified (R00-R99)	M	72928	3982	6	9	0	188	434	557	0	0	11280	900	9073	173	0	11	1019
		F	46268	2220	7	3	0	150	266	420	248	0	6025	668	6408	95	0	17	611
		T	119196	6202	13	12	0	338	700	977	248	0	17305	1568	15481	268	0	28	1630
1	Abdominal and pelvic pain (R10)	M	582	21	0	0	0	148	0	10	0	0	0	0	39	0	0	0	23
		F	399	10	0	0	0	129	0	11	0	0	0	0	33	0	0	0	15
		T	981	31	0	0	0	277	0	21	0	0	0	0	72	0	0	0	38
2	Ascites (R18)	M	368	21	3	0	0	0	0	18	0	0	34	0	47	36	0	0	0
		F	198	5	5	0	0	0	0	8	0	0	14	0	30	14	0	0	0
		T	566	26	8	0	0	0	0	26	0	0	48	0	77	50	0	0	0
3	Somnolence, stupor and coma (R40)	M	419	46	0	0	0	0	0	9	0	0	2	1	41	13	0	0	2
		F	234	31	0	0	0	0	0	15	0	0	2	2	26	11	0	2	3
		T	653	77	0	0	0	0	0	24	0	0	4	3	67	24	0	2	5
4	Fever of unknown origin (R50)	M	2123	207	0	0	0	0	0	12	0	0	73	2	601	0	0	2	31
		F	1231	155	0	0	0	0	0	8	0	0	55	1	349	0	0	5	19
		T	3354	362	0	0	0	0	0	20	0	0	128	3	950	0	0	7	50
5	Senility (R54)	M	10643	14	0	8	0	40	0	5	0	0	12	137	3915	0	0	0	120
		F	11471	14	0	3	0	21	0	5	248	0	25	201	3911	0	0	1	96
		T	22114	28	0	11	0	61	0	10	248	0	37	338	7826	0	0	1	216
6	Syncope and collapse (R55)	M	18	2	0	0	0	0	0	0	0	0	3	0	1	0	0	1	3
		F	13	0	0	0	0	0	0	0	0	0	1	2	2	0	0	2	0
		T	31	2	0	0	0	0	0	0	0	0	4	2	3	0	0	3	3
7	Convulsions, not elsewhere classified (R56)	M	1269	65	0	1	0	0	0	2	0	0	167	2	42	3	0	0	28
		F	783	36	1	0	0	0	0	3	0	0	95	0	40	5	0	1	16
		T	2052	101	1	1	0	0	0	5	0	0	262	2	82	8	0	1	44
8	Shock, not elsewhere classified (R57)	M	6870	630	1	0	0	0	0	46	0	0	2131	26	151	121	0	2	77
		F	4391	463	1	0	0	0	0	35	0	0	1241	16	111	65	0	4	41
		T	11261	1093	2	0	0	0	0	81	0	0	3372	42	262	186	0	6	118
9	All other symptoms, signs and abnormal clinical and laboratory findings, not elsewhere classified (R00-R09, R11-R17,R19-R39,R41-R49,R51-R53,R58-R99)	M	50202	2976	2	0	0	0	0	455	0	0	8858	732	4236	0	0	6	735
		F	27282	1506	0	0	0	0	0	335	0	0	4592	446	1906	0	0	2	421
		T	77484	4482	2	0	0	0	0	790	0	0	13450	1178	6142	0	0	8	1156

ACCORDING TO NATIONAL LIST (BASED UPON TENTH REVISION OF ICD) DURING 2011

Kerala	Madhya Pradesh	Maharashtra	Manipur	Meghalaya	Mizoram	Nagaland	Odisha	Puducherry	Punjab	Rajasthan	Sikkim	Tamil Nadu	Tripura	Uttarakhand	West Bengal	Sex	CAUSE OF DEATH	Major Group No.
22	23	24	25	26	27	28	29	30	31	32	33	34		35	36	3	2	1
2	0	1	0	0	0	0	5	0	0	0	0	0	0	0	0	M	Spina bifida	1
2	0	1	0	0	0	0	0	0	0	0	1	0	0	0	0	F	(Q05)	
4	0	2	0	0	0	0	5	0	0	0	0	1	0	0	0	T		
158	0	383	2	0	5	0	61	0	9	0	2	10	1	1	1	M	Congenital malformations of the circulatory system	2
134	0	312	3	0	1	0	47	1	6	0	2	26	1	0	1	F	(Q20-Q28)	
292	0	695	5	0	6	0	108	1	15	0	4	36	2	1	2	T		
0	0	4	0	0	0	0	1	0	1	0	0	0	0	0	0	M	Cleft lip and cleft palate	3
0	0	3	0	0	0	0	0	0	0	0	0	0	0	0	0	F	(Q35-Q37)	
0	0	7	0	0	0	0	1	0	1	0	0	0	0	0	0	T		
150	0	154	10	5	2	0	388	2	6	90	2	2	0	10	129	M	All other congenital malformations, deformations and chromosomal abnormalities, not elsewhere classified (Q00-Q04,Q06-Q18,Q30-Q34 & Q38-Q99)	4
87	0	130	6	2	2	0	183	10	3	34	4	5	0	4	89	F		
237	0	284	16	7	4	0	571	12	9	124	6	7	0	14	218	T		
232	6168	14406	51	110	79	0	1713	524	1116	1197	23	18532	651	182	312	M	SYMPTOMS, SIGNS AND	XVIII.
240	3693	9970	78	68	26	0	870	411	491	618	8	12022	310	138	187	F	ABNORMAL CLINICAL	
472	9861	24376	129	178	105	0	2583	935	1607	1815	31	30554	961	320	499	T	AND LABORATORY FINDINGS,NOT ELSEWHERE CLASSIFIED (R00-R99)	
232	6168	14406	51	110	79	0	1713	524	1116	1197	23	18532	651	182	312	M	Symptoms, signs and	47
240	3693	9970	78	68	26	0	870	411	491	618	8	12022	310	138	187	F	abnormal clinical and	
472	9861	24376	129	178	105	0	2583	935	1607	1815	31	30554	961	320	499	T	laboratory findings, not elsewhere classified (R00-R99)	
0	64	0	0	5	1	0	90	0	3	22	0	124	9	21	2	M	Abdominal and pelvic pain	1
2	34	0	0	1	1	0	44	0	8	18	0	69	12	11	1	F	(R10)	
2	98	0	0	6	2	0	134	0	11	40	0	193	21	32	3	T		
0	31	9	0	0	2	0	11	0	26	0	0	9	0	5	116	M	Ascites	2
0	21	12	0	0	1	0	11	0	6	0	0	3	0	6	62	F	(R18)	
0	52	21	0	0	3	0	22	0	32	0	0	12	0	11	178	T		
0	171	2	0	0	0	0	5	0	23	69	0	28	0	7	0	M	Somnolence, stupor and coma	3
0	93	0	0	0	0	0	5	0	0	21	0	21	0	2	0	F	(R40)	
0	264	2	0	0	0	0	10	0	23	90	0	49	0	9	0	T		
7	0	287	6	34	2	0	117	3	45	115	0	0	542	23	14	M	Fever of unknown origin	4
4	0	164	3	19	3	0	99	0	7	54	0	0	253	19	14	F	(R50)	
11	0	451	9	53	5	0	216	3	52	169	0	0	795	42	28	T		
135	0	3668	7	20	0	0	44	378	16	0	0	2029	95	0	0	M	Senility	5
191	0	4677	5	21	0	0	26	287	15	3	0	1679	42	0	0	F	(R54)	
326	0	8345	12	41	0	0	70	665	31	3	0	3708	137	0	0	T		
0	0	6	0	0	1	0	1	0	0	0	0	0	0	0	0	M	Syncope and collapse	6
0	0	3	0	0	0	0	3	0	0	0	0	0	0	0	0	F	(R55)	
0	0	9	0	0	1	0	4	0	0	0	0	0	0	0	0	T		
7	0	12	2	2	4	0	31	1	4	670	0	210	0	1	15	M	Convulsions, not elsewhere classified	7
2	1	6	1	4	1	0	15	3	1	399	0	144	1	3	5	F	(R56)	
9	1	18	3	6	5	0	46	4	5	1069	0	354	1	4	20	T		
3	1172	1308	20	3	15	0	118	3	149	0	0	881	1	12	0	M	Shock, not elsewhere classified	8
2	744	740	19	0	6	0	49	0	88	0	0	761	1	4	0	F	(R57)	
5	1916	2048	39	3	21	0	167	3	237	0	0	1642	2	16	0	T		
80	4730	9114	16	46	54	0	1296	139	850	321	23	15251	4	113	165	M	All other symptoms, signs and abnormal clinical and laboratory findings, not elsewhere classified (R00-R09, R11-R17,R19-R39,R41-R49,R51-R53,R58-R99)	9
39	2800	4368	50	23	14	0	618	121	366	123	8	9345	1	93	105	F		
119	7530	13482	66	69	68	0	1914	260	1216	444	31	24596	5	206	270	T		

TABLE 4 - MEDICALLY CERTIFIED DEATHS BY SEX IN STATES / UNION TERRITORIES

Major Group No.	CAUSE OF DEATH	Sex	All States (Total)	Andhra Pradesh	A & N Islands	Arunachal Pradesh	Assam	Bihar	Chandigarh	Chhattisgarh	D & N Haveli	Daman* & diu	Delhi	Goa	Gujarat	Himachal Pradesh	Jammu & Kashmir	Jharkhand	Karnataka
1	2	3	4	5	6	7	8	9	10	11	12	13	14	15	16	18	19	20	21
XIX.	INJURY, POISONING AND CERTAIN OTHER CONSEQUENCES OF EXTERNAL CAUSES (S00-T98)	M	47073	2848	16	5	1331	253	0	474	108	271	1577	651	3086	243	0	5	8861
		F	26458	1936	15	2	679	249	0	337	0	165	1226	171	2179	126	3	2	4940
		T	73531	4784	31	7	2010	502	0	811	108	436	2803	822	5265	369	3	7	13801
48	Fractures (S02,S12,S22,S32,S42,S52, S62,S72,S82,S92,T02, T08,T10 & T12)	M	4011	378	1	0	1331	186	0	7	0	0	69	17	336	111	0	1	247
		F	1623	95	0	0	679	118	0	2	0	0	23	20	122	22	0	0	52
		T	5634	473	1	0	2010	304	0	9	0	0	92	37	458	133	0	1	299
1	Fracture of skull and facial bones (S02)	M	1965	361	1	0	564	186	0	3	0	0	10	0	75	63	0	0	6
		F	753	89	0	0	306	118	0	2	0	0	6	1	21	8	0	0	2
		T	2718	450	1	0	870	304	0	5	0	0	16	1	96	71	0	0	8
2	Fracture of neck, thorax or pelvis (S12,S22,S32 & T08)	M	605	8	0	0	304	0	0	1	0	0	28	1	81	6	0	0	16
		F	180	0	0	0	105	0	0	0	0	0	6	1	19	0	0	0	2
		T	785	8	0	0	409	0	0	1	0	0	34	2	100	6	0	0	18
3	Fracture of upper limb (S42,S52,S62 & T10)	M	23	1	0	0	0	0	0	1	0	0	4	0	2	0	0	0	0
		F	12	2	0	0	0	0	0	0	0	0	0	0	2	0	0	0	3
		T	35	3	0	0	0	0	0	1	0	0	4	0	4	0	0	0	3
4	Fractures of lower limb (S72,S82,S92 & T12)	M	328	3	0	0	36	0	0	0	0	0	10	12	55	0	0	0	45
		F	220	4	0	0	22	0	0	0	0	0	4	18	33	0	0	0	16
		T	548	7	0	0	58	0	0	0	0	0	14	30	88	0	0	0	61
5	Fractures involving multiple body regions , and of unspecified body region (T02)	M	1090	5	0	0	427	0	0	2	0	0	17	4	123	42	0	1	180
		F	458	0	0	0	246	0	0	0	0	0	7	0	47	14	0	0	29
		T	1548	5	0	0	673	0	0	2	0	0	24	4	170	56	0	1	209
49	Dislocations, sprains and strains of specified and multiple body regions (S03,S13,S23,S33,S43,S53, S63,S73,S83,S93,T03)	M	92	0	0	0	0	0	0	0	0	0	3	1	11	0	0	0	54
		F	34	1	0	0	0	0	0	1	0	0	0	0	7	0	0	0	19
		T	126	1	0	0	0	0	0	1	0	0	3	1	18	0	0	0	73
50	Intracranial and internal injuries, including nerves (S04,S06,S14,S24,S26-S27,S34,S36-S37,S44,S54, S64,S74,S84 & S94)	M	3123	154	0	0	0	0	0	95	0	0	78	140	544	2	0	0	871
		F	774	32	0	0	0	0	0	20	0	0	34	14	145	3	0	0	186
		T	3897	186	0	0	0	0	0	115	0	0	112	154	689	5	0	0	1057
51	Crushing injuries and traumatic amputations of specified and multiple body regions (S07-S08,S17-S18,S28,S38 S47-S48,S57-S58,S67-S68,S77-S78,S87-S88, S97-S98,T04-T05)	M	776	16	4	0	0	0	0	15	0	0	8	97	52	0	0	0	54
		F	209	5	0	0	0	0	0	8	0	0	5	18	15	0	0	0	6
		T	985	21	4	0	0	0	0	23	0	0	13	115	67	0	0	0	60
52	Other injuries of specified,unspecified and multiple body regions (S00-S01,S05,S09-S11,S15-S16,S19-S21, S25,S29-S31,S35,S39-S41,S45-S46,S49-S51,S55-S56,S59-S61,S65-S66,S69-S71,S75-S76,S79-S81,S85-S86,S89-S91,S95-S96,S99,T00-T01,T06-T07,T09,T11,T13-T14)	M	17216	849	3	0	0	0	0	90	0	0	590	162	763	18	0	0	2827
		F	4186	169	0	0	0	0	0	20	0	0	177	14	189	6	0	0	601
		T	21402	1018	3	0	0	0	0	110	0	0	767	176	952	24	0	0	3428
53	Effects of foreign body entering through natural orifice (T15-T19)	M	114	17	0	0	0	0	0	1	0	0	16	4	3	0	0	0	11
		F	44	10	0	0	0	0	0	0	0	0	5	1	1	0	0	0	4
		T	158	27	0	0	0	0	0	1	0	0	21	5	4	0	0	0	15
54	Burns and Corrosions (T20-T32)	M	6499	312	4	5	0	67	0	83	0	0	512	20	649	16	0	1	1175
		F	12480	1132	15	2	0	131	0	189	0	0	812	47	1280	21	3	1	2296
		T	18979	1444	19	7	0	198	0	272	0	0	1324	67	1929	37	3	2	3471

ACCORDING TO NATIONAL LIST (BASED UPON TENTH REVISION OF ICD) DURING 2011

Kerala	Madhya Pradesh	Maharashtra	Manipur	Meghalaya	Mizoram	Nagaland	Odisha	Puducherry	Punjab	Rajasthan	Sikkim	Tamil Nadu	Tripura	Uttarakhand	West Bengal	Sex	CAUSE OF DEATH	Major Group No.
22	23	24	25	26	27	28	29	30	31	32	33	34		35	36	3	2	1
920	1293	11442	131	69	78	12	2045	250	1334	2964	134	6098	103	178	293	M	INJURY, POISONING AND CERTAIN OTHER CONSEQUENCES OF EXTERNAL CAUSES (S00-T98)	XIX.
335	1230	5202	54	22	11	5	1404	213	497	1215	51	3674	68	165	282	F		
1255	2523	16644	185	91	89	17	3449	463	1831	4179	185	9772	171	343	575	T		
116	481	266	4	0	4	7	31	16	44	0	21	304	0	33	0	M	Fractures (S02,S12,S22,S32,S42,S52,S62,S72,S82,S92,T02,T08,T10 & T12)	48
34	133	117	2	0	0	5	16	5	12	0	11	145	0	10	0	F		
150	614	383	6	0	4	12	47	21	56	0	32	449	0	43	0	T		
58	481	109	3	0	0	0	1	13	0	0	13	0	0	18	0	M	Fracture of skull and facial bones (S02)	1
19	133	28	1	0	0	0	0	2	1	0	7	0	0	9	0	F		
77	614	137	4	0	0	0	1	15	1	0	20	0	0	27	0	T		
36	0	61	1	0	3	3	10	0	8	0	5	24	0	9	0	M	Fracture of neck, thorax or pelvis (S12,S22,S32 & T08)	2
4	0	23	0	0	0	1	1	0	1	0	1	16	0	0	0	F		
40	0	84	1	0	3	4	11	0	9	0	6	40	0	9	0	T		
1	0	7	0	0	0	1	1	0	5	0	0	0	0	0	0	M	Fracture of upper limb (S42,S52,S62 & T10)	3
0	0	1	0	0	0	2	1	0	0	0	0	0	0	1	0	F		
1	0	8	0	0	0	3	2	0	5	0	0	0	0	1	0	T		
12	0	71	0	0	1	0	18	0	23	0	1	35	0	6	0	M	Fractures of lower limb (S72,S82,S92 & T12)	4
7	0	62	1	0	0	0	13	0	9	0	1	30	0	0	0	F		
19	0	133	1	0	1	0	31	0	32	0	2	65	0	6	0	T		
9	0	18	0	0	0	3	1	3	8	0	2	245	0	0	0	M	Fractures involving multiple body regions , and of unspecified body region (T02)	5
4	0	3	0	0	0	2	1	3	1	0	2	99	0	0	0	F		
13	0	21	0	0	0	5	2	6	9	0	4	344	0	0	0	T		
12	1	6	0	0	0	2	2	0	0	0	0	0	0	0	0	M	Dislocations, sprains and strains of specified and multiple body regions (S03,S13,S23,S33,S43,S53,S63,S73,S83,S93,T03)	49
2	0	2	0	0	1	0	1	0	0	0	0	0	0	0	0	F		
14	1	8	0	0	1	2	3	0	0	0	0	0	0	0	0	T		
53	1	625	30	29	6	3	119	0	45	56	15	240	0	16	1	M	Intracranial and internal injuries, including nerves (S04,S06,S14,S24,S26-S27,S34,S36-S37,S44,S54,S64,S74,S84 & S94)	50
11	0	146	4	4	1	0	35	0	9	11	1	110	0	6	2	F		
64	1	771	34	33	7	3	154	0	54	67	16	350	0	22	3	T		
3	0	417	0	2	0	0	16	0	5	0	11	73	0	3	0	M	Crushing injuries and traumatic amputations of specified and multiple body regions (S07-S08,S17-S18,S28,S38,S47-S48,S57-S58,S67-S68,S77-S78,S87-S88,S97-S98,T04-T05)	51
0	0	81	1	0	0	0	2	0	1	5	3	57	0	2	0	F		
3	0	498	1	2	0	0	18	0	6	5	14	130	0	5	0	T		
424	0	4580	23	14	55	0	951	153	809	1575	60	3025	37	15	193	M	Other injuries of specified,unspecified and multiple body regions (S00-S01,S05,S09-S11,S15-S16,S19-S21,S25,S29-S31,S35,S39-S41,S45-S46,S49-S51,S55-S56,S59-S61,S65-S66,S69-S71,S75-S76,S79-S81,S85-S86,S89-S91,S95-S96,S99,T00-T01,T06-T07,T09,T11,T13-T14)	52
101	0	960	8	1	8	0	223	37	127	386	13	1028	21	2	95	F		
525	0	5540	31	15	63	0	1174	190	936	1961	73	4053	58	17	288	T		
0	0	9	0	0	1	0	4	0	6	34	0	3	0	5	0	M	Effects of foreign body entering through natural orifice (T15-T19)	53
1	0	8	0	0	0	0	1	0	2	8	0	0	0	3	0	F		
1	0	17	0	0	1	0	5	0	8	42	0	3	0	8	0	T		
35	367	1142	8	9	4	0	171	59	85	522	3	1120	48	20	62	M	Burns and Corrosions (T20-T32)	54
82	804	2319	10	9	1	0	514	155	210	477	13	1729	37	49	142	F		
117	1171	3461	18	18	5	0	685	214	295	999	16	2849	85	69	204	T		

TABLE 4 - MEDICALLY CERTIFIED DEATHS BY SEX IN STATES / UNION TERRITORIES

Major Group No.	CAUSE OF DEATH	Sex	All States (Total)	Andhra Pradesh	A & N Islands	Arunachal Pradesh	Assam	Bihar	Chandigarh	Chhattisgarh	D & N Haveli	Daman* & diu	Delhi	Goa	Gujarat	Himachal Pradesh	Jammu & Kashmir	Jharkhand	Karnataka
1	2	3	4	5	6	7	8	9	10	11	12	13	14	15	16	18	19	20	21
55	Poisonings by drugs & biological substances; and Toxic effects of substances chiefly nonmedicinal as to source (T36-T50 & T51-T65)	M	9374	519	2	0	0	0	0	144	0	0	142	22	576	66	0	3	3366
		F	4850	246	0	0	0	0	0	79	0	0	78	9	360	52	0	1	1668
		T	14224	765	2	0	0	0	0	223	0	0	220	31	936	118	0	4	5034
56	Other and unspecified effects of external causes and certain early complications of trauma (T33-T35,T66-T79)	M	2129	123	0	0	0	0	0	8	0	0	29	184	38	0	0	0	217
		F	879	55	0	0	0	0	0	2	0	0	16	46	26	0	0	0	99
		T	3008	178	0	0	0	0	0	10	0	0	45	230	64	0	0	0	316
57	Complications of Surgical and Medical care, not elsewhere classified (T80-T88)	M	945	478	0	0	0	0	0	5	0	0	60	4	102	0	0	0	34
		F	393	190	0	0	0	0	0	0	0	0	34	2	28	0	0	0	9
		T	1338	668	0	0	0	0	0	5	0	0	94	6	130	0	0	0	43
58	Late effects of injuries, of poisoning and of other consequences of external causes (T90-T98)	M	2415	2	2	0	0	0	0	26	0	0	70	0	12	30	0	0	5
		F	821	1	0	0	0	0	0	16	0	0	42	0	6	22	0	0	0
		T	3236	3	2	0	0	0	0	42	0	0	112	0	18	52	0	0	5
XX.	EXTERNAL CAUSES OF MORBIDITY AND MORTALITY (V01-Y89)	M	37272	788	13	65	3587	2103	0	133	293	16	3098	651	1971	211	34	7	8861
		F	19184	423	5	25	1996	2083	0	68	0	5	1617	171	972	126	37	8	4940
		T	56456	1211	18	90	5583	4186	0	201	293	21	4715	822	2943	337	71	15	13801
E48	Transport accidents (V01-V99)	M	9631	80	1	40	2170	164	0	104	0	2	201	283	869	66	28	2	2794
		F	3307	14	0	8	1307	128	0	41	0	1	53	55	310	22	27	2	544
		T	12938	94	1	48	3477	292	0	145	0	3	254	338	1179	88	55	4	3338
1	Railway accidents (V05,V15,V80.6,V81, V82.2, V87.6 & V88.6)	M	1137	2	0	31	122	164	0	0	0	0	10	0	85	0	0	0	19
		F	432	0	0	8	44	128	0	0	0	0	2	0	29	0	0	0	8
		T	1569	2	0	39	166	292	0	0	0	0	12	0	114	0	0	0	27
2	Motor vehicle traffic accidents (V02-V04,V09.2-V09.3,V12-V14,V19.4-V19.6,V19.9,V20-V28,V29.4-V29.6,V29.9,V30-V38,V39.4-V39.6 V39.9,V40-V48,V49.4-V49.6,V49.9, V50-V58,V59.4-V59.6,V59.9,V60-V68,V69.4-V69.6,V69.9, V70-V78,V79.4-V79.6,V79.9,V80.3-V80.5,V82.1,V87.0-V87.5,V87.7-V87.9,V89.2-V89.3)	M	4882	71	0	0	920	0	0	102	0	0	84	242	106	17	0	0	2754
		F	1576	12	0	0	684	0	0	41	0	0	18	45	40	2	0	0	536
		T	6458	83	0	0	1604	0	0	143	0	0	102	287	146	19	0	0	3290
3	Other road vehicle accidents (V01,V06,V09.9,V10-V11, V16-V18,V19.8,V29.8,V39.8, V49.8,V59.8,V69.8,V79.8, V80.0-V80.2,V80.7-V80.9, V82.3-V82.7, V82.9 & V89.1)	M	1017	0	1	0	0	0	0	2	0	0	99	0	119	40	1	0	5
		F	309	1	0	0	0	0	0	0	0	0	23	0	44	20	0	0	0
		T	1326	1	1	0	0	0	0	2	0	0	122	0	163	60	1	0	5
4	Water transport accidents (V90-V94)	M	523	1	0	0	519	0	0	0	0	0	0	0	0	0	0	0	0
		F	198	0	0	0	192	0	0	0	0	0	5	0	0	0	0	0	0
		T	721	1	0	0	711	0	0	0	0	0	5	0	0	0	0	0	0
5	Air & Space transport accidents (V95-V97)	M	11	3	0	0	0	0	0	0	0	2	4	0	1	0	0	0	0
		F	5	1	0	0	0	0	0	0	0	1	2	0	1	0	0	0	0
		T	16	4	0	0	0	0	0	0	0	3	6	0	2	0	0	0	0
6	All other transport accidents (V09.0-V09.1,V19.0-V19.3,V29.0-V29.3,V39.0-V39.3,V49.0-V49.3,V59.0-V59.3,V69.0-V69.3, V79.0-V79.3, V82.0, V82.8, V83-V86,V88.0-V88.5,V88.7-V88.9,V89.0,V89.9,V98-V99)	M	2061	3	0	9	609	0	0	0	0	0	4	41	558	9	27	2	16
		F	787	0	0	0	387	0	0	0	0	0	3	10	196	0	27	2	0
		T	2848	3	0	9	996	0	0	0	0	0	7	51	754	9	54	4	16

ACCORDING TO NATIONAL LIST (BASED UPON TENTH REVISION OF ICD) DURING 2011

Kerala	Madhya Pradesh	Maharashtra	Manipur	Meghalaya	Mizoram	Nagaland	Odisha	Puducherry	Punjab	Rajasthan	Sikkim	Tamil Nadu	Tripura	Uttarakhand	West Bengal	Sex	CAUSE OF DEATH	Major Group No.
22	23	24	25	26	27	28	29	30	31	32	33	34	35	36	3	2	1	
188	443	982	33	0	7	0	705	8	307	724	12	988	18	86	33 M	Poisonings by drugs & biological substances; and Toxic effects of substances chiefly nonmedicinal as to source (T36-T50 & T51-T65)	55	
70	293	386	20	1	0	0	566	14	125	291	6	447	10	93	35 F			
258	736	1368	53	1	7	0	1271	22	432	1015	18	1435	28	179	68 T			
26	0	1236	4	14	0	0	27	14	24	17	12	152	0	0	4 M	Other and unspecified effects of external causes and certain early complications of trauma (T33-T35,T66-T79)	56	
15	0	477	1	7	0	0	29	0	6	7	4	81	0	0	8 F			
41	0	1713	5	21	0	0	56	14	30	24	16	233	0	0	12 T			
17	0	30	0	1	1	0	13	0	6	36	0	158	0	0	0 M	Complications of Surgical and Medical care, not elsewhere classified (T80-T88)	57	
10	0	20	0	0	0	0	13	0	5	30	0	52	0	0	0 F			
27	0	50	0	1	1	0	26	0	11	66	0	210	0	0	0 T			
46	0	2149	29	0	0	0	6	0	3	0	0	35	0	0	0 M	Late effects of injuries, of poisoning and of other consequences of external causes (T90-T98)	58	
9	0	686	8	0	0	0	4	2	0	0	0	25	0	0	0 F			
55	0	2835	37	0	0	0	10	2	3	0	0	60	0	0	0 T			
1020	0	11442	0	69	4	12	0	574	1340	567	105	171	0	137	0 M	EXTERNAL CAUSES OF MORBIDITY AND MORTALITY (V01-Y89)	XX.	
375	0	5202	0	22	0	5	0	297	497	156	34	67	0	53	0 F			
1395	0	16644	0	91	4	17	0	871	1837	723	139	238	0	190	0 T			
531	0	1202	0	45	1	7	0	128	437	347	22	0	0	107	0 M	Transport accidents (V01-V99)	E48	
104	0	463	0	5	0	5	0	36	91	54	6	0	0	31	0 F			
635	0	1665	0	50	1	12	0	164	528	401	28	0	0	138	0 T			
21	0	320	0	0	0	0	0	8	8	347	0	0	0	0	0 M	Railway accidents (V05,V15,V80.6,V81, V82.2, V87.6 & V88.6)	1	
5	0	151	0	0	0	0	0	3	0	54	0	0	0	0	0 F			
26	0	471	0	0	0	0	0	11	8	401	0	0	0	0	0 T			
250	0	185	0	5	0	3	0	53	3	0	20	0	0	67	0 M	Motor vehicle traffic accidents (V02-V04,V09.2-V09.3,V12-V14,V19.4-V19.6,V19.9,V20-V28,V29.4-V29.6,V29.9, V30-V38,V39.4-V39.6 V39.9,V40-V48,V49.4-V49.6,V49.9, V50-V58,V59.4-V59.6,V59.9,V60-V68,V69.4-V69.6,V69.9, V70-V78,V79.4-V79.6,V79.9,V80.3-V80.5,V82.1,V87.0-V87.5,V87.7-V87.9,V89.2-V89.3)	2	
51	0	108	0	1	0	1	0	21	0	0	6	0	0	10	0 F			
301	0	293	0	6	0	4	0	74	3	0	26	0	0	77	0 T			
170	0	136	0	4	0	1	0	67	348	0	2	0	0	22	0 M	Other road vehicle accidents (V01,V06,V09.9,V10-V11, V16-V18,V19.8,V29.8,V39.8, V49.8,V59.8,V69.8,V79.8, V80.0-V80.2,V80.7-V80.9, V82.3-V82.7, V82.9 & V89.1)	3	
33	0	81	0	0	0	2	0	12	77	0	0	0	0	16	0 F			
203	0	217	0	4	0	3	0	79	425	0	2	0	0	38	0 T			
0	0	2	0	0	0	0	0	0	0	0	0	0	0	1	0 M	Water transport accidents (V90-V94)	4	
0	0	1	0	0	0	0	0	0	0	0	0	0	0	0	0 F			
0	0	3	0	0	0	0	0	0	0	0	0	0	0	1	0 T			
0	0	1	0	0	0	0	0	0	0	0	0	0	0	0	0 M	Air & Space transport accidents (V95-V97)	5	
0	0	0	0	0	0	0	0	0	0	0	0	0	0	0	0 F			
0	0	1	0	0	0	0	0	0	0	0	0	0	0	0	0 T			
90	0	558	0	36	1	3	0	0	78	0	0	0	0	17	0 M	All other transport accidents (V09.0-V09.1,V19.0-V19.3,V29.0-V29.3,V39.0-V39.3,V49.0-V49.3,V59.0-V59.3,V69.0-V69.3, V79.0-V79.3, V82.0, V82.8, V83-V86,V88.0-V88.5,V88.7-V88.9,V89.0,V89.9,V98-V99)	6	
15	0	122	0	4	0	2	0	0	14	0	0	0	0	5	0 F			
105	0	680	0	40	1	5	0	0	92	0	0	0	0	22	0 T			

TABLE 4 - MEDICALLY CERTIFIED DEATHS BY SEX IN STATES / UNION TERRITORIES

Major Group No.	CAUSE OF DEATH	Sex	All States (Total)	Andhra Pradesh	A & N Islands	Arunachal Pradesh	Assam	Bihar	Chandigarh	Chhattisgarh	D & N Haveli	Daman* & diu	Delhi	Goa	Gujarat	Himachal Pradesh	Jammu & Kashmir	Jharkhand	Karnataka
1	2	3	4	5	6	7	8	9	10	11	12	13	14	15	16	18	19	20	21
E49	Accidental Falls (W00-W19)	M	1249	10	1	17	317	27	0	2	0	0	264	26	128	30	6	3	162
		F	418	4	0	14	82	17	0	2	0	0	78	5	73	9	8	2	50
		T	1667	14	1	31	399	44	0	4	0	0	342	31	201	39	14	5	212
E50	Accidental drowning and submersion (W65-W74)	M	1460	1	1	0	458	25	0	0	0	0	104	107	130	1	0	0	81
		F	688	0	0	0	242	35	0	0	0	0	76	18	57	0	0	0	17
		T	2148	1	1	0	700	60	0	0	0	0	180	125	187	1	0	0	98
E51	Exposure to smoke, fire and flames (X00-X09)	M	1393	1	1	0	0	67	0	0	0	0	8	19	1	14	0	0	1014
		F	2689	0	1	0	0	55	0	0	0	0	7	43	1	20	0	0	2016
		T	4082	1	2	0	0	122	0	0	0	0	15	62	2	34	0	0	3030
E52	Accidental poisoning by and exposure to noxious substances (X40-X49)	M	1218	212	0	0	0	0	0	0	0	0	32	2	9	19	0	0	433
		F	654	147	0	0	0	0	0	0	0	0	17	1	9	13	2	0	230
		T	1872	359	0	0	0	0	0	0	0	0	49	3	18	32	2	0	663
E53	Intentional self-harm (Suicide- attempted) (X60-X84)	M	4726	267	7	4	0	88	0	0	0	0	7	61	201	25	0	0	2751
		F	2551	155	4	2	0	79	0	2	0	0	7	27	147	15	0	0	1470
		T	7277	422	11	6	0	167	0	2	0	0	14	88	348	40	0	0	4221
E54	Assault (Homicide) (X85-Y09)	M	766	2	0	1	0	131	0	3	0	0	10	108	92	0	0	0	155
		F	341	1	0	0	0	146	0	1	0	0	3	13	33	4	0	0	56
		T	1107	3	0	1	0	277	0	4	0	0	13	121	125	4	0	0	211
E55	Other Violence (Y10-Y36)	M	4517	9	0	0	0	0	0	0	0	0	47	1	259	0	0	0	75
		F	2848	5	0	0	0	0	0	0	0	0	29	0	177	0	0	0	18
		T	7365	14	0	0	0	0	0	0	0	0	76	1	436	0	0	0	93
1	Event of undetermined intent (Y10-Y34)	M	4476	9	0	0	0	0	0	0	0	0	7	1	259	0	0	0	75
		F	2823	5	0	0	0	0	0	0	0	0	7	0	177	0	0	0	18
		T	7299	14	0	0	0	0	0	0	0	0	14	1	436	0	0	0	93
2	Legal intervention (Y35)	M	41	0	0	0	0	0	0	0	0	0	40	0	0	0	0	0	0
		F	25	0	0	0	0	0	0	0	0	0	22	0	0	0	0	0	0
		T	66	0	0	0	0	0	0	0	0	0	62	0	0	0	0	0	0
3	Operations of war (Y36)	M	0	0	0	0	0	0	0	0	0	0	0	0	0	0	0	0	0
		F	0	0	0	0	0	0	0	0	0	0	0	0	0	0	0	0	0
		T	0	0	0	0	0	0	0	0	0	0	0	0	0	0	0	0	0
E56	Complications of medical and surgical care (Y40-Y84)	M	384	203	0	0	0	0	0	0	0	0	103	1	7	21	0	0	11
		F	200	89	0	0	0	0	0	0	0	0	62	2	2	19	0	0	3
		T	584	292	0	0	0	0	0	0	0	0	165	3	9	40	0	0	14
1	Drugs,medicaments and biological substances causing adverse effects in therapeutic use (Y40-Y59)	M	150	17	0	0	0	0	0	0	0	0	101	1	1	21	0	0	6
		F	90	8	0	0	0	0	0	0	0	0	61	1	0	19	0	0	1
		T	240	25	0	0	0	0	0	0	0	0	162	2	1	40	0	0	7
2	Misadventures during surgical & medical care,adverse incidents in diagnostic and therapeuticuse, abnormal reactions and late complications (Y60-Y69,Y70-Y82 & Y83-Y84)	M	234	186	0	0	0	0	0	0	0	0	2	0	6	0	0	0	5
		F	110	81	0	0	0	0	0	0	0	0	1	1	2	0	0	0	2
		T	344	267	0	0	0	0	0	0	0	0	3	1	8	0	0	0	7
E57	Other external causes of accidental injury, not elsewhere classified (W20-W64,W75-W99, X10-X39,X50-X59)	M	10876	3	2	3	328	1601	0	24	293	14	2307	43	274	35	0	2	1385
		F	5030	8	0	1	132	1623	0	21	0	4	1279	7	162	24	0	4	536
		T	15906	11	2	4	460	3224	0	45	293	18	3586	50	436	59	0	6	1921
1	Accidents caused by machinery, and by cutting & piercing instruments (W24-W31)	M	15	0	0	0	0	0	0	0	0	0	2	1	5	0	0	0	1
		F	3	0	0	0	0	0	0	0	0	0	3	0	0	0	0	0	0
		T	18	0	0	0	0	0	0	0	0	0	5	1	5	0	0	0	1

ACCORDING TO NATIONAL LIST (BASED UPON TENTH REVISION OF ICD) DURING 2011

Kerala	Madhya Pradesh	Maharashtra	Manipur	Meghalaya	Mizoram	Nagaland	Odisha	Puducherry	Punjab	Rajasthan	Sikkim	Tamil Nadu	Tripura	Uttarakhand	West Bengal	Sex	CAUSE OF DEATH	Major Group No.
22	23	24	25	26	27	28	29	30	31	32	33	34		35	36	3	2	1
98	0	49	0	5	1	2	0	2	47	16	29	0	0	7	0	M	Accidental Falls	E49
20	0	9	0	1	0	0	0	1	16	9	3	0	0	15	0	F	(W00-W19)	
118	0	58	0	6	1	2	0	3	63	25	32	0	0	22	0	T		
11	0	502	0	1	0	3	0	24	0	7	0	0	0	4	0	M	Accidental drowning and	E50
3	0	228	0	3	0	0	0	6	0	3	0	0	0	0	0	F	submersion	
14	0	730	0	4	0	3	0	30	0	10	0	0	0	4	0	T	(W65-W74)	
55	0	107	0	9	0	0	0	0	92	5	0	0	0	0	0	M	Exposure to smoke, fire	E51
122	0	224	0	9	0	0	0	1	181	8	1	0	0	0	0	F	and flames	
177	0	331	0	18	0	0	0	1	273	13	1	0	0	0	0	T	(X00-X09)	
14	0	189	0	0	2	0	0	69	224	5	1	0	0	7	0	M	Accidental poisoning by	E52
9	0	71	0	1	0	0	0	47	99	3	0	0	0	5	0	F	and exposure to noxious	
23	0	260	0	1	2	0	0	116	323	8	1	0	0	12	0	T	substances (X40-X49)	
217	0	674	0	3	0	0	0	306	68	1	45	0	0	1	0	M	Intentional self-harm	E53
82	0	318	0	1	0	0	0	183	37	0	22	0	0	0	0	F	(Suicide- attempted)	
299	0	992	0	4	0	0	0	489	105	1	67	0	0	1	0	T	(X60-X84)	
2	0	216	0	4	0	0	0	17	25	0	0	0	0	0	0	M	Assault (Homicide)	E54
2	0	81	0	0	0	0	0	0	1	0	0	0	0	0	0	F	(X85-Y09)	
4	0	297	0	4	0	0	0	17	26	0	0	0	0	0	0	T		
44	0	4069	0	0	0	0	0	0	5	0	8	0	0	0	0	M	Other Violence	E55
14	0	2602	0	0	0	0	0	0	1	0	2	0	0	0	0	F	(Y10-Y36)	
58	0	6671	0	0	0	0	0	0	6	0	10	0	0	0	0	T		
44	0	4068	0	0	0	0	0	0	5	0	8	0	0	0	0	M	Event of undetermined intent	1
14	0	2599	0	0	0	0	0	0	1	0	2	0	0	0	0	F	(Y10-Y34)	
58	0	6667	0	0	0	0	0	0	6	0	10	0	0	0	0	T		
0	0	1	0	0	0	0	0	0	0	0	0	0	0	0	0	M	Legal intervention	2
0	0	3	0	0	0	0	0	0	0	0	0	0	0	0	0	F	(Y35)	
0	0	4	0	0	0	0	0	0	0	0	0	0	0	0	0	T		
0	0	0	0	0	0	0	0	0	0	0	0	0	0	0	0	M	Operations of war	3
0	0	0	0	0	0	0	0	0	0	0	0	0	0	0	0	F	(Y36)	
0	0	0	0	0	0	0	0	0	0	0	0	0	0	0	0	T		
2	0	29	0	1	0	0	0	0	4	0	0	0	0	2	0	M	Complications of medical	E56
0	0	20	0	0	0	0	0	0	3	0	0	0	0	0	0	F	and surgical care	
2	0	49	0	1	0	0	0	0	7	0	0	0	0	2	0	T	(Y40-Y84)	
2	0	0	0	0	0	0	0	0	0	0	0	0	0	1	0	M	Drugs,medicaments and	1
0	0	0	0	0	0	0	0	0	0	0	0	0	0	0	0	F	biological substances	
2	0	0	0	0	0	0	0	0	0	0	0	0	0	1	0	T	causing adverse effects in	
																	therapeutic use (Y40-Y59)	
0	0	29	0	1	0	0	0	0	4	0	0	0	0	1	0	M	Misadventures during	2
0	0	20	0	0	0	0	0	0	3	0	0	0	0	0	0	F	surgical & medical	
0	0	49	0	1	0	0	0	0	7	0	0	0	0	1	0	T	care,adverse	
																	incidents in diagnostic	
																	and therapeuticuse,	
																	abnormal reactions and late	
																	complications (Y60-Y69,Y70-	
																	Y82 & Y83-Y84)	
43	0	3857	0	1	0	0	0	28	438	186	0	0	0	9	0	M	Other external causes of	E57
17	0	1038	0	2	0	0	0	23	68	79	0	0	0	2	0	F	accidental injury, not	
60	0	4895	0	3	0	0	0	51	506	265	0	0	0	11	0	T	elsewhere classified (W20-	
																	W64,W75-W99,	
																	X10-X39,X50-X59)	
0	0	4	0	0	0	0	0	0	2	0	0	0	0	0	0	M	Accidents caused by	1
0	0	0	0	0	0	0	0	0	0	0	0	0	0	0	0	F	machinery, and by cutting	
0	0	4	0	0	0	0	0	0	2	0	0	0	0	0	0	T	& piercing instruments (W24-	
																	W31)	

TABLE 4 - MEDICALLY CERTIFIED DEATHS BY SEX IN STATES / UNION TERRITORIES

Major Group No.	CAUSE OF DEATH	Sex	All States (Total)	Andhra Pradesh	A & N Islands	Arunachal Pradesh	Assam	Bihar	Chandigarh	Chhattisgarh	D & N Haveli	Daman* & diu	Delhi	Goa	Gujarat	Himachal Pradesh	Jammu & Kashmir	Jharkhand	Karnataka
1	2	3	4	5	6	7	8	9	10	11	12	13	14	15	16	18	19	20	21
2	Accidents caused by firearm missile (W32-W34)	M	27	0	1	0	0	0	0	0	0	0	5	0	3	0	0	0	0
		F	10	0	0	0	0	0	0	0	0	0	3	0	2	0	0	0	0
		T	37	0	1	0	0	0	0	0	0	0	8	0	5	0	0	0	0
3	Bites of snakes & other venomous animals (X20-X27)	M	898	2	0	1	0	67	0	24	8	0	14	9	149	13	0	2	329
		F	591	5	0	0	0	55	0	20	0	0	4	2	120	13	0	4	228
		T	1489	7	0	1	0	122	0	44	8	0	18	11	269	26	0	6	557
4	Sun stroke (X32)	M	1478	0	0	0	0	1476	0	0	0	0	1	0	0	0	0	0	0
		F	1506	0	0	0	0	1505	0	0	0	0	0	0	0	0	0	0	0
		T	2984	0	0	0	0	2981	0	0	0	0	1	0	0	0	0	0	0
5	All other accidents including late effects (W20-W23,W35-W64, W75-W99,X10-X19, X28-X31, X33-X39 & X50-X59)	M	8458	1	1	2	328	58	0	0	285	14	2285	33	117	22	0	0	1055
		F	2920	3	0	1	132	63	0	1	0	4	1269	5	40	11	0	0	308
		T	11378	4	1	3	460	121	0	1	285	18	3554	38	157	33	0	0	1363
E58	Late effects of external causes of morbidity and mortality (Y85-Y89)	M	1052	0	0	0	314	0	0	0	0	0	15	0	1	0	0	0	0
		F	458	0	0	0	233	0	0	1	0	0	6	0	1	0	0	0	0
		T	1510	0	0	0	547	0	0	1	0	0	21	0	2	0	0	0	0
	ALL CAUSES (MAJOR GROUP I to XIX)	M	595784	41981	505	359	10182	3588	9318	5687	376	773	39672	6718	42546	3176	145	280	78517
		F	370208	24461	260	148	5978	3841	6395	3863	253	496	23939	4603	27729	1838	99	132	44704
		T	965992	66442	765	507	16160	7429	15713	9550	629	1269	63611	11321	70275	5014	244	412	123221

ACCORDING TO NATIONAL LIST (BASED UPON TENTH REVISION OF ICD) DURING 2011

Kerala	Madhya Pradesh	Maharashtra	Manipur	Meghalaya	Mizoram	Nagaland	Odisha	Puducherry	Punjab	Rajasthan	Sikkim	Tamil Nadu	Tripura	Uttarakhand	West Bengal	Sex	CAUSE OF DEATH	Major Group No.
22	23	24	25	26	27	28	29	30	31	32	33	34	35	36	3	2	1	
1	0	6	0	1	0	0	0	0	10	0	0	0	0	0	0	M	Accidents caused by firearm missile (W32-W34)	2
0	0	4	0	0	0	0	0	0	1	0	0	0	0	0	0	F		
1	0	10	0	1	0	0	0	0	11	0	0	0	0	0	0	T		
27	0	57	0	0	0	0	0	28	35	129	0	0	0	4	0	M	Bites of snakes & other venomous animals (X20-X27)	3
14	0	20	0	1	0	0	0	23	11	70	0	0	0	1	0	F		
41	0	77	0	1	0	0	0	51	46	199	0	0	0	5	0	T		
0	0	1	0	0	0	0	0	0	0	0	0	0	0	0	0	M	Sun stroke (X32)	4
0	0	1	0	0	0	0	0	0	0	0	0	0	0	0	0	F		
0	0	2	0	0	0	0	0	0	0	0	0	0	0	0	0	T		
15	0	3789	0	0	0	0	0	0	391	57	0	0	0	5	0	M	All other accidents including late effects (W20-W23,W35-W64, W75-W99,X10-X19, X28-X31, X33-X39 & X50-X59)	5
3	0	1013	0	1	0	0	0	0	56	9	0	0	0	1	0	F		
18	0	4802	0	1	0	0	0	0	447	66	0	0	0	6	0	T		
3	0	548	0	0	0	0	0	0	0	0	0	171	0	0	0	M	Late effects of external causes of morbidity and mortality (Y85-Y89)	E58
2	0	148	0	0	0	0	0	0	0	0	0	67	0	0	0	F		
5	0	696	0	0	0	0	0	0	0	0	0	238	0	0	0	T		
18462	22678	131157	1421	1056	1697	108	21057	4547	12980	27603	802	89752	2998	2313	13330	M	ALL CAUSES (MAJOR GROUP I to XIX)	
10790	14453	84461	794	625	840	54	12918	2917	6940	14814	473	60194	1555	1487	8154	F		
29252	37131	215618	2215	1681	2537	162	33975	7464	19920	42417	1275	149946	4553	3800	21484	T		

**TABLE 5 : MEDICALLY CERTIFIED DEATHS BY AGE, SEX AND MAJOR CAUSE GROUPS
(BASED UPON TENTH REVISION OF ICD) DURING 2011**

Major Group No.	CAUSE OF DEATH	Sex	AGE GROUPS												N.S.	TOTAL
			<1	1-4	5-14	15-24	25-34	35-44	45-54	55-64	65-69	70+				
			1	2	3	4	5	6	7	8	9	10	11	12		
I	CERTAIN INFECTIOUS AND PARASITIC DISEASES (A00-B99)	M	3901	2041	2878	4902	8399	11994	13086	11449	5144	10547	2391	76732		
		F	2721	1504	2287	4392	5229	5185	5594	5326	2894	7510	1293	43935		
		T	6622	3545	5165	9294	13628	17179	18680	16775	8038	18057	3684	120667		
II	NEOPLASMS (C00-D48)	M	522	372	677	1208	1698	2962	5035	6995	3531	5946	936	29882		
		F	342	239	388	781	1344	2619	4452	4861	2325	3824	653	21828		
		T	864	611	1065	1989	3042	5581	9487	11856	5856	9770	1589	51710		
III	DISEASES OF BLOOD & BLOOD FORMING ORGANS & CERTAIN DISORDERS INVOLVING THE IMMUNE MECHANISM (D50-D89)	M	212	435	656	777	718	879	882	905	423	1002	270	7159		
		F	178	346	619	1103	977	751	705	652	381	1068	174	6954		
		T	390	781	1275	1880	1695	1630	1587	1557	804	2070	444	14113		
IV	ENDOCRINE, NUTRITIONAL AND METABOLIC DISEASES (E00-E89)	M	114	127	166	277	549	1298	3247	5577	3155	6873	930	22313		
		F	116	109	145	251	362	773	2021	3690	2378	5476	641	15962		
		T	230	236	311	528	911	2071	5268	9267	5533	12349	1571	38275		
V	MENTAL AND BEHAVIOURAL DISORDERS (F01-F99)	M	3	5	14	53	143	206	227	162	35	62	52	962		
		F	3	6	9	20	60	60	45	49	7	39	37	335		
		T	6	11	23	73	203	266	272	211	42	101	89	1297		
VI	DISEASES OF THE NERVOUS SYSTEM (G00-G98)	M	819	1024	1109	923	1249	1582	1735	1576	816	1858	509	13200		
		F	687	745	731	781	782	754	909	845	465	1286	305	8290		
		T	1506	1769	1840	1704	2031	2336	2644	2421	1281	3144	814	21490		
VII	DISEASES OF THE EYE AND ADNEXA (H00-H59)	M	1	1	2	2	3	9	4	4	1	8	0	35		
		F	1	0	0	2	4	4	3	7	4	5	1	31		
		T	2	1	2	4	7	13	7	11	5	13	1	66		
VIII	DISEASES OF THE EAR AND MASTOID PROCESS (H60-H95)	M	0	0	1	4	4	2	5	6	4	3	2	31		
		F	0	0	0	3	1	3	0	3	1	6	1	18		
		T	0	0	1	7	5	5	5	9	5	9	3	49		
IX	DISEASES OF THE CIRCULATORY SYSTEM (I00-I99)	M	830	1585	1541	3196	6637	14257	26931	37479	19449	52817	5308	170030		
		F	603	1180	1205	2607	4260	6702	12740	19371	13180	43201	3011	108060		
		T	1433	2765	2746	5803	10897	20959	39671	56850	32629	96018	8319	278090		
X	DISEASES OF THE RESPIRATORY SYSTEM (J00-J98)	M	2544	1023	1088	1674	2550	4401	6894	10272	6478	16265	2642	55831		
		F	2075	827	861	1357	1700	2329	3317	4942	3364	10958	1408	33138		
		T	4619	1850	1949	3031	4250	6730	10211	15214	9842	27223	4050	88969		
XI	DISEASES OF THE DIGESTIVE SYSTEM (K00-K92)	M	311	243	400	980	2989	6468	7800	6304	2527	3379	1537	32938		
		F	180	172	303	679	798	1185	1538	1758	971	1752	486	9822		
		T	491	415	703	1659	3787	7653	9338	8062	3498	5131	2023	42760		
XII	DISEASES OF THE SKIN AND SUBCUTANEOUS TISSUE (L00-L98)	M	18	18	26	28	49	105	241	239	120	292	81	1217		
		F	14	7	13	33	33	59	103	118	67	192	30	669		
		T	32	25	39	61	82	164	344	357	187	484	111	1886		
XIII	DISEASES OF THE MUSCULOSKELETAL SYSTEM AND CONNECTIVE TISSUE (M00-M99)	M	30	8	12	53	44	71	85	80	49	81	78	591		
		F	18	2	11	54	73	56	72	70	38	90	55	539		
		T	48	10	23	107	117	127	157	150	87	171	133	1130		
XIV	DISEASES OF THE GENITOURINARY SYSTEM (N00-N99)	M	320	99	235	633	1043	1864	2493	3443	1958	4285	367	16740		
		F	274	74	197	577	681	1018	1514	2003	1381	2895	507	11121		
		T	594	173	432	1210	1724	2882	4007	5446	3339	7180	874	27861		
XV	PREGNANCY, CHILDBIRTH AND THE PUERPERIUM (O00-O99)	F	0	0	0	1551	1875	1037	127	2	0	3	215	4810		
		T	0	0	0	1551	1875	1037	127	2	0	3	215	4810		
XVI	CERTAIN CONDITIONS ORIGINATING IN THE PERINATAL PERIOD (P00-P96)	M	42562	0	0	0	0	0	0	0	0	0	395	42957		
		F	28498	0	0	0	0	0	0	0	0	0	281	28779		
		T	71060	0	0	0	0	0	0	0	0	0	676	71736		
XVII	CONGENITAL MALFORMATIONS, DEFORMATIONS AND CHROMOSOMAL ABNORMALITIES (Q00-Q99)	M	2058	586	216	67	93	108	141	281	71	132	247	4000		
		F	1355	418	174	54	43	51	92	110	26	92	162	2577		
		T	3413	1004	390	121	136	159	233	391	97	224	409	6577		
XVIII	SYMPTOMS, SIGNS AND ABNORMAL CLINICAL AND LABORATORY FINDINGS N.E.C. (R00-R99)	M	2403	966	1706	4858	6966	8909	10176	10355	5077	19221	2291	72928		
		F	1594	882	1371	3846	3765	3585	3928	5122	3363	17507	1305	46268		
		T	3997	1848	3077	8704	10731	12494	14104	15477	8440	36728	3596	119196		
XIX	INJURY, POISONING AND CERTAIN OTHER CONSEQUENCES OF EXTERNAL CAUSES (S00-T98)	M	300	587	1490	7963	10296	9123	7200	4805	1892	2746	1836	48238		
		F	206	481	1214	6343	6601	4105	2528	1869	1026	1800	899	27072		
		T	506	1068	2704	14306	16897	13228	9728	6674	2918	4546	2735	75310		
ALL CAUSES		M	56948	9120	12217	27598	43430	64238	86182	99932	50730	125517	19872	595784		
		F	38865	6992	9528	24434	28588	30276	39688	50798	31871	97704	11464	370208		
		T	95813	16112	21745	52032	72018	94514	125870	150730	82601	223221	31336	965992		

TABLE 6 - MEDICALLY CERTIFIED DEATHS BY AGE AND SEX ACCORDING TO NATIONAL LIST OF TENTH REVISION OF ICD DURING THE YEAR 2011

ALL STATES/UNION TERRITORIES (TOTAL)

M.G/ CAT./ S.C	CAUSE OF DEATH	SEX	AGE GROUPS												TOTAL
			<1	1-4	5-14	5-24	25-34	35-44	45-54	55-64	65-69	70+	N.S.		
1	2	3	4	5	6	7	8	9	10	11	12	13	14	15	
I.	CERTAIN INFECTIOUS AND PARASITIC DISEASES (A00-B99)	M	3901	2041	2878	4902	8399	11994	13086	11449	5144	10547	2391	76732	
		F	2721	1504	2287	4392	5229	5185	5594	5326	2894	7510	1293	43935	
		T	6622	3545	5165	9294	13628	17179	18680	16775	8038	18057	3684	120667	
1	Intestinal infectious diseases (A00-A09)	M	391	310	281	405	426	481	578	536	247	679	190	4524	
		F	234	196	177	212	181	218	242	308	186	564	72	2590	
		T	625	506	458	617	607	699	820	844	433	1243	262	7114	
1	Cholera (A00)	M	4	1	8	5	8	8	3	10	1	7	2	57	
		F	0	8	12	14	5	7	1	0	0	5	0	52	
		T	4	9	20	19	13	15	4	10	1	12	2	109	
2	Typhoid fever and paratyphoid fevers (A01)	M	93	12	50	170	143	132	140	117	34	48	71	1010	
		F	2	5	14	23	20	24	12	19	9	19	8	155	
		T	95	17	64	193	163	156	152	136	43	67	79	1165	
3	Food poisoning (A02, A05)	M	7	27	19	22	30	31	10	8	1	0	8	163	
		F	7	17	14	5	14	11	9	4	6	2	2	91	
		T	14	44	33	27	44	42	19	12	7	2	10	254	
4	Shigellosis (A03)	M	11	0	0	5	11	1	4	3	1	5	0	41	
		F	7	0	2	0	1	1	2	1	3	2	0	19	
		T	18	0	2	5	12	2	6	4	4	7	0	60	
5	Amoebiasis (A06)	M	4	0	3	5	8	9	11	10	11	21	6	88	
		F	5	2	8	6	5	9	7	2	6	6	5	61	
		T	9	2	11	11	13	18	18	12	17	27	11	149	
6	Diarrhoea and gastroenteritis of presumed infectious origin (A09)	M	264	258	171	164	199	276	369	371	186	586	102	2946	
		F	208	156	113	147	127	156	198	272	151	526	52	2106	
		T	472	414	284	311	326	432	567	643	337	1112	154	5052	
7	Other intestinal infectious diseases (A04,A07-A08)	M	8	12	30	34	27	24	41	17	13	12	1	219	
		F	5	8	14	17	9	10	13	10	11	4	5	106	
		T	13	20	44	51	36	34	54	27	24	16	6	325	
2	Tuberculosis (A15-A19)	M	100	157	439	1474	3597	5517	5841	4344	1952	3449	635	27505	
		F	76	143	459	1560	1923	1889	1774	1443	870	2049	244	12430	
		T	176	300	898	3034	5520	7406	7615	5787	2822	5498	879	39935	
1	Respiratory tuberculosis (A15-A16)	M	57	74	314	1168	3093	4879	5239	3956	1756	3136	533	24205	
		F	54	75	346	1239	1596	1547	1488	1179	741	1836	203	10304	
		T	111	149	660	2407	4689	6426	6727	5135	2497	4972	736	34509	
2	Tuberculosis of nervous system (A17)	M	35	67	80	172	284	332	313	194	75	162	64	1778	
		F	11	55	64	179	165	171	142	144	55	95	21	1102	
		T	46	122	144	351	449	503	455	338	130	257	85	2880	
3	Tuberculosis of other organs & miliary tuberculosis (A18-A19)	M	8	16	45	134	220	306	289	194	121	151	38	1522	
		F	11	13	49	142	162	171	144	120	74	118	20	1024	
		T	19	29	94	276	382	477	433	314	195	269	58	2546	
3	Other bacterial diseases (A20-A49)	M	2911	776	913	1350	2080	3015	3959	4442	2073	5194	654	27367	
		F	2019	574	696	1427	1723	1568	2318	2567	1343	4174	408	18817	
		T	4930	1350	1609	2777	3803	4583	6277	7009	3416	9368	1062	46184	

TABLE 6 - MEDICALLY CERTIFIED DEATHS BY AGE AND SEX ACCORDING TO NATIONAL LIST OF TENTH REVISION OF ICD DURING THE YEAR 2010

ALL STATES/UNION TERRITORIES (TOTAL)

M.G/ CAT./ S.C	CAUSE OF DEATH	SEX	AGE GROUPS												TOTAL
			<1	1-4	5-14	5-24	25-34	35-44	45-54	55-64	65-69	70+	N.S.		
1	2	3	4	5	6	7	8	9	10	11	12	13	14	15	
1	Plague (A20)	M	0	0	0	3	0	0	0	0	0	1	0	4	
		F	0	0	0	0	0	3	0	0	0	1	0	4	
		T	0	0	0	3	0	3	0	0	0	2	0	8	
2	Leprosy (A30)	M	0	0	0	1	4	4	11	4	5	9	1	39	
		F	0	0	0	1	2	2	1	6	1	2	2	17	
		T	0	0	0	2	6	6	12	10	6	11	3	56	
3	Neonatal tetanus (A33)	M	72	0	0	0	0	0	0	0	0	0	0	72	
		F	86	0	0	0	0	0	0	0	0	0	0	86	
		T	158	0	0	0	0	0	0	0	0	0	0	158	
4	Other tetanus (A34-A35)	M	7	47	111	72	39	73	100	91	21	39	9	609	
		F	12	35	68	69	38	36	41	64	22	30	4	419	
		T	19	82	179	141	77	109	141	155	43	69	13	1028	
5	Diphtheria (A36)	M	401	66	85	10	13	11	1	1	0	1	2	591	
		F	248	25	57	7	6	3	2	0	1	0	0	349	
		T	649	91	142	17	19	14	3	1	1	1	2	940	
6	Whooping cough (A37)	M	5	1	2	1	1	3	2	76	42	88	20	241	
		F	8	1	3	1	0	0	0	32	7	65	10	127	
		T	13	2	5	2	1	3	2	108	49	153	30	368	
7	Meningococcal infection (A39)	M	14	10	12	6	12	7	9	4	1	7	1	83	
		F	10	8	11	3	6	4	4	7	3	1	0	57	
		T	24	18	23	9	18	11	13	11	4	8	1	140	
8	Septicaemia (A40-A41)	M	2401	593	630	1096	1699	2480	3289	3742	1804	4701	607	23042	
		F	1650	470	510	1198	1519	1337	2038	2231	1176	3848	389	16366	
		T	4051	1063	1140	2294	3218	3817	5327	5973	2980	8549	996	39408	
9	All other types of bacterial diseases (A21-A28,A31- A32,A38, A42-A49)	M	11	59	73	161	312	437	547	524	200	348	14	2686	
		F	5	35	47	148	152	183	232	227	133	227	3	1392	
		T	16	94	120	309	464	620	779	751	333	575	17	4078	
4	Infections with a predominantly sexual mode of transmission (A50-A64)	M	1	1	2	1	5	11	12	4	1	4	1	43	
		F	2	2	3	2	2	17	8	6	3	7	1	53	
		T	3	3	5	3	7	28	20	10	4	11	2	96	
1	Syphilis (A50-A53)	M	1	1	1	1	2	10	9	3	0	1	0	29	
		F	2	2	1	1	2	12	7	1	3	3	1	35	
		T	3	3	2	2	4	22	16	4	3	4	1	64	
2	Other types of infections with a predominantly sexual mode of transmission (A54-A64)	M	0	0	1	0	3	1	3	1	1	3	1	14	
		F	0	0	2	1	0	5	1	5	0	4	0	18	
		T	0	0	3	1	3	6	4	6	1	7	1	32	
5	Viral diseases (A70-A74 & A80-B34)	M	201	435	746	831	1395	1969	1672	1123	535	561	239	9707	
		F	170	350	553	612	789	908	717	524	277	309	128	5337	
		T	371	785	1299	1443	2184	2877	2389	1647	812	870	367	15044	
1	Acute poliomyelitis (A80)	M	0	0	2	3	17	1	0	0	0	1	0	24	
		F	3	2	3	3	5	1	0	0	0	2	0	19	
		T	3	2	5	6	22	2	0	0	0	3	0	43	

TABLE 6 - MEDICALLY CERTIFIED DEATHS BY AGE AND SEX ACCORDING TO NATIONAL LIST OF TENTH REVISION OF ICD DURING THE YEAR 2011

ALL STATES/UNION TERRITORIES (TOTAL)

M.G/ CAT./ S.C	CAUSE OF DEATH	SEX	AGE GROUPS												TOTAL
			<1	1-4	5-14	5-24	25-34	35-44	45-54	55-64	65-69	70+	N.S.		
1	2	3	4	5	6	7	8	9	10	11	12	13	14	15	
2	Rabies (A82)	M	1	18	63	43	54	56	51	42	18	23	9	378	
		F	2	6	30	10	14	16	13	12	10	7	2	122	
		T	3	24	93	53	68	72	64	54	28	30	11	500	
3	Japanese encephalitis (A83.0)	M	2	5	12	11	21	12	19	13	15	2	3	115	
		F	2	2	11	13	10	9	13	3	6	0	2	71	
		T	4	7	23	24	31	21	32	16	21	2	5	186	
4	Other viral encephalitis (A83.1-A83.9,A84-A86)	M	64	129	197	128	100	123	134	124	76	90	53	1218	
		F	67	101	157	100	63	59	69	62	38	55	28	799	
		T	131	230	354	228	163	182	203	186	114	145	81	2017	
5	Dengue fever (A90)	M	15	28	56	64	70	51	44	37	25	39	4	433	
		F	8	30	49	30	42	42	40	32	7	20	7	307	
		T	23	58	105	94	112	93	84	69	32	59	11	740	
6	Other arthropod-borne viral fevers and viral haemorrhagic fevers (A91-A94, A96-A99)	M	13	83	120	148	197	269	304	348	194	175	28	1879	
		F	8	82	117	123	113	121	152	170	122	110	24	1142	
		T	21	165	237	271	310	390	456	518	316	285	52	3021	
7	Smallpox (B03)	M	0	0	0	0	1	0	0	0	0	0	0	1	
		F	0	0	0	0	0	0	0	0	0	0	0	0	
		T	0	0	0	0	1	0	0	0	0	0	0	1	
8	Measles (B05)	M	26	29	31	3	13	8	1	1	0	2	3	117	
		F	22	17	21	6	5	9	1	3	0	1	0	85	
		T	48	46	52	9	18	17	2	4	0	3	3	202	
9	Acute Hepatitis B (B16)	M	5	5	15	44	70	111	158	119	38	56	8	629	
		F	7	3	10	42	42	47	54	44	18	29	2	298	
		T	12	8	25	86	112	158	212	163	56	85	10	927	
10	Other viral hepatitis (B15, B17-B19)	M	20	64	91	203	244	323	320	192	93	106	40	1696	
		F	13	44	65	176	172	147	126	93	45	49	20	950	
		T	33	108	156	379	416	470	446	285	138	155	60	2646	
11	Human immunodeficiency virus [HIV] disease (B20-B24)	M	12	14	74	81	483	908	531	178	51	39	82	2453	
		F	13	7	30	53	274	395	206	73	15	20	37	1123	
		T	25	21	104	134	757	1303	737	251	66	59	119	3576	
12	All other types of viral diseases (A70-A74,A81, A87-A89,A95,B00- B02,B04,B06-B09 & B25-B34)	M	43	60	85	103	125	107	110	69	25	28	9	764	
		F	25	56	60	56	49	62	43	32	16	16	6	421	
		T	68	116	145	159	174	169	153	101	41	44	15	1185	
6	Protozoal diseases (B50-B64)	M	193	289	420	735	752	783	774	703	239	468	89	5445	
		F	150	186	356	496	500	450	425	353	164	284	48	3412	
		T	343	475	776	1231	1252	1233	1199	1056	403	752	137	8857	
1	Malaria (B50-B54)	M	67	259	395	721	719	732	737	648	207	406	87	4978	
		F	54	186	336	476	467	414	406	338	154	250	48	3129	
		T	121	445	731	1197	1186	1146	1143	986	361	656	135	8107	
2	All other types of protozoal diseases (B55-B64)	M	126	30	25	14	33	51	37	55	32	62	2	467	
		F	96	0	20	20	33	36	19	15	10	34	0	283	
		T	222	30	45	34	66	87	56	70	42	96	2	750	

TABLE 6 - MEDICALLY CERTIFIED DEATHS BY AGE AND SEX ACCORDING TO NATIONAL LIST OF TENTH REVISION OF ICD DURING THE YEAR 2010

ALL STATES/UNION TERRITORIES (TOTAL)

M.G/ CAT./ S.C	CAUSE OF DEATH	SEX	AGE GROUPS											
			<1	1-4	5-14	5-24	25-34	35-44	45-54	55-64	65-69	70+	N.S.	TOTAL
1	2	3	4	5	6	7	8	9	10	11	12	13	14	15
7	Other certain infectious & parasitic diseases and late effects of infectious & parasitic diseases (A65-A69 & A75-A79,B35-B49,B65-B99)	M	18	11	27	51	101	158	190	227	81	166	20	1050
		F	19	15	20	52	74	85	67	88	37	95	7	559
		T	37	26	47	103	175	243	257	315	118	261	27	1609
1	Filariasis (B74)	M	1	0	3	15	5	5	7	10	5	10	0	61
		F	1	2	2	14	16	12	4	8	3	9	0	71
		T	2	2	5	29	21	17	11	18	8	19	0	132
2	Other helminthiasis (B65-B73,B75,B77-B83)	M	1	1	0	1	3	1	5	6	0	3	0	21
		F	0	1	1	5	3	1	1	1	2	2	0	17
		T	1	2	1	6	6	2	6	7	2	5	0	38
3	Other spirochaetal diseases and Rickettsioses (A65-A69 & A75-A79)	M	2	5	5	11	8	9	16	4	7	2	2	71
		F	1	5	3	10	3	4	11	7	1	6	2	53
		T	3	10	8	21	11	13	27	11	8	8	4	124
4	All other infectious & parasitic diseases and late effects of infectious & parasitic diseases (B35-B49,B76, B85-B99)	M	14	5	19	24	85	143	162	207	69	151	18	897
		F	17	7	14	23	52	68	51	72	31	78	5	418
		T	31	12	33	47	137	211	213	279	100	229	23	1315
II.	NEOPLASMS (C00-D48)	M	522	372	677	1208	1698	2962	5035	6995	3531	5946	936	29882
		F	342	239	388	781	1344	2619	4452	4861	2325	3824	653	21828
		T	864	611	1065	1989	3042	5581	9487	11856	5856	9770	1589	51710
8	Malignant neoplasms of lip, oral cavity and pharynx (C00-C14)	M	7	38	37	147	310	560	711	786	350	415	62	3423
		F	2	22	21	66	77	147	220	236	132	232	29	1184
		T	9	60	58	213	387	707	931	1022	482	647	91	4607
1	Malignant neoplasms of lip, oral cavity and pharynx (C00-C14)	M	7	38	37	147	310	560	711	786	350	415	62	3423
		F	2	22	21	66	77	147	220	236	132	232	29	1184
		T	9	60	58	213	387	707	931	1022	482	647	91	4607
9	Malignant neoplasms of digestive organs (C15-C26)	M	5	19	19	57	237	566	1329	2078	1070	1826	245	7451
		F	8	5	5	38	149	409	807	1093	590	966	144	4214
		T	13	24	24	95	386	975	2136	3171	1660	2792	389	11665
1	Malignant neoplasm of oesophagus (C15)	M	1	4	2	18	25	100	267	411	223	311	41	1403
		F	0	0	0	1	22	75	195	217	82	188	22	802
		T	1	4	2	19	47	175	462	628	305	499	63	2205
2	Malignant neoplasm of stomach (C16)	M	0	0	2	6	55	117	303	422	232	407	43	1587
		F	1	0	2	7	33	93	148	202	140	192	23	841
		T	1	0	4	13	88	210	451	624	372	599	66	2428
3	Malignant neoplasm of small intestine including duodenum (C17)	M	0	5	0	0	3	23	27	33	17	23	1	132
		F	0	1	0	1	3	12	14	19	11	13	1	75
		T	0	6	0	1	6	35	41	52	28	36	2	207
4	Malignant neoplasm of colon (C18)	M	2	0	1	5	15	64	102	166	81	180	28	644
		F	0	1	0	8	13	35	68	92	55	119	21	412
		T	2	1	1	13	28	99	170	258	136	299	49	1056

TABLE 6 - MEDICALLY CERTIFIED DEATHS BY AGE AND SEX ACCORDING TO NATIONAL LIST OF TENTH REVISION OF ICD DURING THE YEAR 2011

ALL STATES/UNION TERRITORIES (TOTAL)

M.G/ CAT./ S.C	CAUSE OF DEATH	SEX	AGE GROUPS												TOTAL
			<1	1-4	5-14	5-24	25-34	35-44	45-54	55-64	65-69	70+	N.S.		
1	2	3	4	5	6	7	8	9	10	11	12	13	14	15	
5	Malignant neoplasm of rectosigmoid junction, rectum,anus and anal canal (C19-C21)	M	0	2	2	8	51	51	105	147	85	152	8	611	
		F	1	0	1	7	23	42	70	111	85	95	7	442	
		T	1	2	3	15	74	93	175	258	170	247	15	1053	
6	Malignant neoplasm of liver and intrahepatic bile ducts (C22)	M	2	4	6	8	43	98	281	489	255	431	109	1726	
		F	6	2	2	6	24	53	99	187	95	178	52	704	
		T	8	6	8	14	67	151	380	676	350	609	161	2430	
7	Malignant neoplasm of pancreas (C25)	M	0	1	2	7	30	55	134	200	91	184	12	716	
		F	0	1	0	2	16	32	92	113	50	93	9	408	
		T	0	2	2	9	46	87	226	313	141	277	21	1124	
8	Other malignant neoplasms of digestive organs (C23-C24,C26)	M	0	3	4	5	15	58	110	210	86	138	3	632	
		F	0	0	0	6	15	67	121	152	72	88	9	530	
		T	0	3	4	11	30	125	231	362	158	226	12	1162	
10	Malignant neoplasms of respiratory and intrathoracic organs (C30-C39)	M	7	5	14	20	128	340	813	1427	817	1201	154	4926	
		F	6	2	4	20	68	149	334	444	207	366	55	1655	
		T	13	7	18	40	196	489	1147	1871	1024	1567	209	6581	
1	Malignant neoplasm of larynx (C32)	M	1	2	4	0	9	30	158	246	135	241	54	880	
		F	0	0	0	1	9	10	46	65	26	43	26	226	
		T	1	2	4	1	18	40	204	311	161	284	80	1106	
2	Malignant neoplasm of trachea, bronchus and lung (C33-C34)	M	6	3	6	15	111	291	618	1141	660	923	96	3870	
		F	5	1	4	14	55	128	268	361	174	306	22	1338	
		T	11	4	10	29	166	419	886	1502	834	1229	118	5208	
3	Other malignant neoplasm of respiratory and intrathoracic organs (C30-C31, C37-C39)	M	0	0	4	5	8	19	37	40	22	37	4	176	
		F	1	1	0	5	4	11	20	18	7	17	7	91	
		T	1	1	4	10	12	30	57	58	29	54	11	267	
11	Malignant neoplasms of bone, mesothelial and soft tissue,skin and breast (C40-C50)	M	11	4	15	44	39	70	124	155	66	86	10	624	
		F	4	5	12	41	215	513	929	856	312	522	74	3483	
		T	15	9	27	85	254	583	1053	1011	378	608	84	4107	
1	Malignant neoplasm of bone and articular cartilage (C40-C41)	M	2	0	9	27	18	37	50	84	47	50	8	332	
		F	1	1	5	15	20	17	32	37	24	16	2	170	
		T	3	1	14	42	38	54	82	121	71	66	10	502	
2	Malignant melanoma of skin (C43)	M	9	0	0	5	3	17	43	29	1	16	0	123	
		F	3	1	1	1	1	8	25	28	7	5	2	82	
		T	12	1	1	6	4	25	68	57	8	21	2	205	
3	Other malignant neoplasms of skin (C44)	M	0	0	0	2	6	8	15	14	4	6	1	56	
		F	0	0	1	0	3	4	9	6	4	4	0	31	
		T	0	0	1	2	9	12	24	20	8	10	1	87	
4	Malignant neoplasms of mesothelial and soft tissue (C45-C49)	M	0	4	6	10	12	8	16	28	14	14	1	113	
		F	0	3	3	7	7	12	11	11	6	8	1	69	
		T	0	7	9	17	19	20	27	39	20	22	2	182	
5	Malignant neoplasm of breast (C50)	M	0	0	0	0	0	0	0	0	0	0	0	0	
		F	0	0	2	18	184	472	852	774	271	489	69	3131	
		T	0	0	2	18	184	472	852	774	271	489	69	3131	

TABLE 6 - MEDICALLY CERTIFIED DEATHS BY AGE AND SEX ACCORDING TO NATIONAL LIST OF TENTH REVISION OF ICD DURING THE YEAR 2010

ALL STATES/UNION TERRITORIES (TOTAL)

M.G/ CAT./ S.C	CAUSE OF DEATH	SEX	AGE GROUPS												TOTAL
			<1	1-4	5-14	5-24	25-34	35-44	45-54	55-64	65-69	70+	N.S.		
1	2	3	4	5	6	7	8	9	10	11	12	13	14	15	
12	Malignant neoplasms of genitourinary organs (C51-C68)	M	8	10	3	25	47	104	196	338	249	778	64	1822	
		F	12	4	6	63	198	494	852	856	412	649	73	3619	
		T	20	14	9	88	245	598	1048	1194	661	1427	137	5441	
1	Malignant neoplasm of cervix uteri (C53)	F	0	1	1	7	67	208	377	335	180	266	26	1468	
		T	0	1	1	7	67	208	377	335	180	266	26	1468	
2	Malignant neoplasm of other and unspecified parts of uterus (C54-C55)	F	0	0	0	5	24	40	67	106	56	89	12	399	
		T	0	0	0	5	24	40	67	106	56	89	12	399	
3	Malignant neoplasm of ovary (C56)	F	1	1	1	17	46	172	302	309	133	208	21	1211	
		T	1	1	1	17	46	172	302	309	133	208	21	1211	
4	Malignant neoplasm of placenta (C58)	F	0	0	0	10	17	18	1	4	0	0	0	50	
		T	0	0	0	10	17	18	1	4	0	0	0	50	
5	Other malignant neoplasms of female genital organs (C51-C52,C57)	F	1	0	1	4	13	15	30	49	15	22	4	154	
		T	1	0	1	4	13	15	30	49	15	22	4	154	
6	Malignant neoplasm of prostate (C61)	M	0	1	0	2	14	28	52	136	136	494	20	883	
		T	0	1	0	2	14	28	52	136	136	494	20	883	
7	Other malignant neoplasms of male genital organs (C60,C62-C63)	M	1	0	0	13	18	35	56	56	15	49	18	261	
		T	1	0	0	13	18	35	56	56	15	49	18	261	
8	Malignant neoplasm of bladder (C67)	M	7	3	0	7	10	24	38	92	56	172	20	429	
		F	9	0	2	7	14	20	41	36	18	46	8	201	
		T	16	3	2	14	24	44	79	128	74	218	28	630	
9	Other malignant neoplasms of urinary tract (C64-C66,C68)	M	0	6	3	3	5	17	50	54	42	63	6	249	
		F	1	2	1	13	17	21	34	17	10	18	2	136	
		T	1	8	4	16	22	38	84	71	52	81	8	385	
13	Malignant neoplasms of eye, brain and other parts of central nervous system (C69-C72)	M	4	20	35	47	69	116	146	129	66	82	20	734	
		F	8	15	34	20	53	68	88	103	47	77	9	522	
		T	12	35	69	67	122	184	234	232	113	159	29	1256	
1	Malignant neoplasm of eye & adnexa (C69)	M	0	8	1	1	0	2	3	2	1	1	0	19	
		F	1	3	2	0	1	0	0	4	1	3	0	15	
		T	1	11	3	1	1	2	3	6	2	4	0	34	
2	Malignant neoplasm of meninges, brain and other parts of central nervous system (C70-C72)	M	4	12	34	46	69	114	143	127	65	81	20	715	
		F	7	12	32	20	52	68	88	99	46	74	9	507	
		T	11	24	66	66	121	182	231	226	111	155	29	1222	
14	Malignant neoplasms of other and unspecified sites (C73-C80 & C97)	M	3	12	37	69	92	201	371	553	211	449	47	2045	
		F	3	3	19	42	57	151	285	342	144	244	35	1325	
		T	6	15	56	111	149	352	656	895	355	693	82	3370	
1	Malignant neoplasm of other, ill-defined, secondary, unspecified and multiple sites (C73-C80 & C97)	M	3	12	37	69	92	201	371	553	211	449	47	2045	
		F	3	3	19	42	57	151	285	342	144	244	35	1325	
		T	6	15	56	111	149	352	656	895	355	693	82	3370	

TABLE 6 - MEDICALLY CERTIFIED DEATHS BY AGE AND SEX ACCORDING TO NATIONAL LIST OF TENTH REVISION OF ICD DURING THE YEAR 2011

ALL STATES/UNION TERRITORIES (TOTAL)

M.G/ CAT./ S.C	CAUSE OF DEATH	SEX	AGE GROUPS											
			<1	1-4	5-14	5-24	25-34	35-44	45-54	55-64	65-69	70+	N.S.	TOTAL
1	2	3	4	5	6	7	8	9	10	11	12	13	14	15
15	Malignant neoplasms of lymphoid, haematopoietic and related tissue (C81-C96)	M	59	168	404	535	472	510	639	742	325	517	62	4433
		F	46	93	186	250	270	352	452	377	234	291	35	2586
		T	105	261	590	785	742	862	1091	1119	559	808	97	7019
1	Hodgkin's disease (C81)	M	38	13	21	41	40	71	65	70	34	44	1	438
		F	17	10	5	22	29	29	34	35	24	35	1	24
		T	55	23	26	63	69	100	99	105	58	79	2	679
2	Non-Hodgkin's lymphoma (C82-C85)	M	5	7	29	82	75	107	160	208	103	165	19	960
		F	0	5	15	29	48	65	80	103	66	86	3	500
		T	5	12	44	111	123	172	240	311	169	251	22	1460
3	Multiple myeloma and malignant plasma cell neoplasms (C90)	M	1	1	2	8	8	26	61	99	47	60	2	315
		F	0	1	3	1	2	16	43	51	27	32	1	177
		T	1	2	5	9	10	42	104	150	74	92	3	492
4	Leukaemia (C91-C95)	M	14	142	341	397	330	275	303	335	135	227	38	2537
		F	29	73	160	190	180	221	274	177	107	128	28	1567
		T	43	215	501	587	510	496	577	512	242	355	66	4104
5	Other malignant neoplasms of lymphoid, haematopoietic and related tissue (C88 & C96)	M	1	5	11	7	19	31	50	30	6	21	2	183
		F	0	4	3	8	11	21	21	11	10	10	2	101
		T	1	9	14	15	30	52	71	41	16	31	4	284
16	Carcinoma in situ (D00-D09)	M	32	26	17	36	51	117	180	210	101	151	5	926
		F	20	27	19	35	53	99	172	181	75	132	8	821
		T	52	53	36	71	104	216	352	391	176	283	13	1747
1	Carcinoma in situ (D00-D09)	M	32	26	17	36	51	117	180	210	101	151	5	926
		F	20	27	19	35	53	99	172	181	75	132	8	821
		T	52	53	36	71	104	216	352	391	176	283	13	1747
17	Benign neoplasms (D10-D36)	M	15	7	7	11	19	24	42	47	33	35	0	240
		F	12	2	9	19	12	25	33	40	17	29	2	200
		T	27	9	16	30	31	49	75	87	50	64	2	440
1	Leiomyoma of uterus (D25)	F	0	0	0	3	2	3	5	5	2	1	0	21
		T	0	0	0	3	2	3	5	5	2	1	0	21
	2	All other benign neoplasms (D10-D24 & D26-D36)	M	15	7	7	11	19	24	42	47	33	35	0
F			12	2	9	16	10	22	28	35	15	28	2	179
T			27	9	16	27	29	46	70	82	48	63	2	419
18	Other and unspecified neoplasm (D37-D48)	M	366	54	68	205	216	338	436	480	223	376	23	2785
		F	216	57	62	180	178	191	249	305	129	307	18	1892
		T	582	111	130	385	394	529	685	785	352	683	41	4677
1	Other and unspecified neoplasm (D37-D48)	M	366	54	68	205	216	338	436	480	223	376	23	2785
		F	216	57	62	180	178	191	249	305	129	307	18	1892
		T	582	111	130	385	394	529	685	785	352	683	41	4677
III.	DISEASES OF THE BLOOD AND BLOOD-FORMING ORGANS AND CERTAIN DISORDERS INVOLVING THE IMMUNE MECHANISM (D50-D89)	M	212	435	656	777	718	879	882	905	423	1002	270	7159
		F	178	346	619	1103	977	751	705	652	381	1068	174	6954
		T	390	781	1275	1880	1695	1630	1587	1557	804	2070	444	14113

TABLE 6 - MEDICALLY CERTIFIED DEATHS BY AGE AND SEX ACCORDING TO NATIONAL LIST OF TENTH REVISION OF ICD DURING THE YEAR 2010

ALL STATES/UNION TERRITORIES (TOTAL)

M.G/ CAT./ S.C	CAUSE OF DEATH	SEX	AGE GROUPS											
			<1	1-4	5-14	5-24	25-34	35-44	45-54	55-64	65-69	70+	N.S.	TOTAL
1	2	3	4	5	6	7	8	9	10	11	12	13	14	15
19	Diseases of the blood and blood-forming organs and certain disorders involving the immune mechanism (D50-D89)	M	212	435	656	777	718	879	882	905	423	1002	270	7159
		F	178	346	619	1103	977	751	705	652	381	1068	174	6954
		T	390	781	1275	1880	1695	1630	1587	1557	804	2070	444	14113
1	Thalassaemia (D56)	M	13	11	42	30	9	14	5	13	4	11	8	160
		F	14	5	26	12	7	6	6	8	3	4	0	91
		T	27	16	68	42	16	20	11	21	7	15	8	251
2	Other anaemias (D50-D55,D57-D64)	M	141	370	545	667	606	725	674	693	365	921	197	5904
		F	120	299	536	990	863	642	564	522	336	1006	127	6005
		T	261	669	1081	1657	1469	1367	1238	1215	701	1927	324	11909
3	All other diseases of blood and blood-forming organs (D65-D76)	M	46	47	56	67	83	69	95	102	32	65	13	675
		F	42	41	53	86	89	55	68	52	32	52	15	585
		T	88	88	109	153	172	124	163	154	64	117	28	1260
4	Certain disorders involving the immunemechanism (D80-D89)	M	3	3	8	7	18	63	102	95	18	4	2	323
		F	1	0	2	12	15	40	59	70	8	5	0	212
		T	4	3	10	19	33	103	161	165	26	9	2	535
IV.	ENDOCRINE, NUTRITIONAL AND METABOLIC DISEASES (E00-E89)	M	114	127	166	277	549	1298	3247	5577	3155	6873	930	22313
		F	116	109	145	251	362	773	2021	3690	2378	5476	641	15962
		T	230	236	311	528	911	2071	5268	9267	5533	12349	1571	38275
20	Malnutrition (E40-E46)	M	26	64	66	27	43	32	27	28	13	52	9	387
		F	38	60	40	12	29	41	7	23	12	48	4	314
		T	64	124	106	39	72	73	34	51	25	100	13	701
1	Kwashiorkor (E40)	M	3	9	7	0	4	2	0	6	3	7	5	46
		F	7	8	6	2	2	1	3	6	2	8	0	45
		T	10	17	13	2	6	3	3	12	5	15	5	91
2	Nutritional marasmus (E41)	M	6	9	4	3	0	1	2	2	1	11	1	40
		F	10	9	7	0	2	0	0	5	1	4	0	38
		T	16	18	11	3	2	1	2	7	2	15	1	78
3	Other protein-energy malnutrition (E42-E46)	M	17	46	55	24	39	29	25	20	9	34	3	301
		F	21	43	27	10	25	40	4	12	9	36	4	231
		T	38	89	82	34	64	69	29	32	18	70	7	532
21	Endocrine, other nutritional and metabolic diseases (E00-E34 & E50-E89)	M	78	60	99	247	501	1251	3170	5500	3116	6785	708	21515
		F	76	46	103	234	327	720	1970	3645	2343	5405	482	15351
		T	154	106	202	481	828	1971	5140	9145	5459	12190	1190	36866
1	Disorders of thyroid gland (E00-E07)	M	2	2	1	2	21	24	46	25	16	37	13	189
		F	2	1	0	15	23	38	51	79	34	61	8	312
		T	4	3	1	17	44	62	97	104	50	98	21	501
2	Diabetes mellitus (E10-E14)	M	0	9	58	187	361	1068	2906	5184	2929	6387	655	19744
		F	0	10	51	167	247	572	1786	3383	2189	5005	439	13849
		T	0	19	109	354	608	1640	4692	8567	5118	11392	1094	33593
3	All other nutritional deficiencies (E50-E64)	M	22	15	10	11	26	33	57	65	49	84	2	374
		F	22	13	22	16	14	23	32	41	33	85	2	303
		T	44	28	32	27	40	56	89	106	82	169	4	677

TABLE 6 - MEDICALLY CERTIFIED DEATHS BY AGE AND SEX ACCORDING TO NATIONAL LIST OF TENTH REVISION OF ICD DURING THE YEAR 2011

ALL STATES/UNION TERRITORIES (TOTAL)

M.G/ CAT./ S.C	CAUSE OF DEATH	SEX	AGE GROUPS												TOTAL
			<1	1-4	5-14	5-24	25-34	35-44	45-54	55-64	65-69	70+	N.S.		
1	2	3	4	5	6	7	8	9	10	11	12	13	14	15	
4	All other endocrine and metabolic diseases (E15-E34 & E65-E89)	M	54	34	30	47	93	126	161	226	122	277	38	1208	
		F	52	22	30	36	43	87	101	142	87	254	33	887	
		T	106	56	60	83	136	213	262	368	209	531	71	2095	
V.	MENTAL AND BEHAVIOURAL DISORDERS (F01-F99)	M	3	5	14	53	143	206	227	162	35	62	52	962	
		F	3	6	9	20	60	60	45	49	7	39	37	335	
		T	6	11	23	73	203	266	272	211	42	101	89	1297	
22	Mental and behavioural disorders (F01-F99)	M	3	5	14	53	143	206	227	162	35	62	52	962	
		F	3	6	9	20	60	60	45	49	7	39	37	335	
		T	6	11	23	73	203	266	272	211	42	101	89	1297	
1	Mental and behavioural disorders due to psychoactive substance use (F10-F19)	M	0	0	0	22	64	98	95	55	14	13	8	369	
		F	0	0	2	2	17	20	12	7	1	7	1	69	
		T	0	0	2	24	81	118	107	62	15	20	9	438	
2	Schizophrenia, schizotypal & delusional disorders (F20-F29)	M	0	0	3	11	11	20	16	25	7	15	2	110	
		F	0	0	0	7	15	10	10	15	4	11	1	73	
		T	0	0	3	18	26	30	26	40	11	26	3	183	
3	All other mental and behavioural disorders (F01-F09,F30-F99)	M	1	4	11	19	63	84	111	70	13	29	4	409	
		F	2	3	5	11	24	27	21	15	2	19	3	132	
		T	3	7	16	30	87	111	132	85	15	48	7	541	
VI.	DISEASES OF THE NERVOUS SYSTEM (G00-G98)	M	819	1024	1109	923	1249	1582	1735	1576	816	1858	509	13200	
		F	687	745	731	781	782	754	909	845	465	1286	305	8290	
		T	1506	1769	1840	1704	2031	2336	2644	2421	1281	3144	814	21490	
23	Inflammatory diseases of the central nervous system (G00-G09)	M	514	726	661	465	575	694	672	565	224	495	135	5726	
		F	361	580	503	457	400	363	338	337	150	294	81	3864	
		T	875	1306	1164	922	975	1057	1010	902	374	789	216	9590	
1	Meningitis (G00 & G03)	M	395	316	215	204	274	343	271	247	86	184	69	2604	
		F	263	272	155	187	156	150	146	142	76	100	42	1689	
		T	658	588	370	391	430	493	417	389	162	284	111	4293	
2	Encephalitis,myelitis and encephalomyelitis (G04)	M	114	395	430	238	274	323	354	283	114	269	59	2853	
		F	90	297	325	231	216	181	166	163	67	160	30	1926	
		T	204	692	755	469	490	504	520	446	181	429	89	4779	
3	Other inflammatory diseases of the central nervous system (G06,G08-G09)	M	5	15	16	23	27	28	47	35	24	42	7	269	
		F	8	11	23	39	28	32	26	32	7	34	9	249	
		T	13	26	39	62	55	60	73	67	31	76	16	518	
24	Other diseases of the nervous system (G10-G98)	M	276	278	422	442	655	875	1043	990	585	1343	170	7079	
		F	310	149	218	310	368	382	556	500	308	978	89	4168	
		T	586	427	640	752	1023	1257	1599	1490	893	2321	259	11247	
1	Alzheimer's disease (G30)	M	0	0	0	0	0	1	1	1	5	29	1	38	
		F	0	0	0	0	0	0	0	1	3	32	0	36	
		T	0	0	0	0	0	1	1	2	8	61	1	74	
2	Epilepsy (G40-G41)	M	37	95	150	142	182	167	163	147	62	98	33	1276	
		F	37	75	94	97	94	77	83	53	38	68	22	738	
		T	74	170	244	239	276	244	246	200	100	166	55	2014	

TABLE 6 - MEDICALLY CERTIFIED DEATHS BY AGE AND SEX ACCORDING TO NATIONAL LIST OF TENTH REVISION OF ICD DURING THE YEAR 2010

ALL STATES/UNION TERRITORIES (TOTAL)

M.G/ CAT./ S.C	CAUSE OF DEATH	SEX	AGE GROUPS											
			<1	1-4	5-14	5-24	25-34	35-44	45-54	55-64	65-69	70+	N.S.	TOTAL
1	2	3	4	5	6	7	8	9	10	11	12	13	14	15
3	All other diseases of the nervous system (G10-G25,G31,G35-G37,G43-G98)	M	239	183	272	300	473	707	879	842	518	1216	136	5765
		F	273	74	124	213	274	305	473	446	267	878	67	3394
		T	512	257	396	513	747	1012	1352	1288	785	2094	203	9159
VII.	DISEASES OF THE EYE AND ADNEXA (H00-H59)	M	1	1	2	2	3	9	4	4	1	8	0	35
		F	1	0	0	2	4	4	3	7	4	5	1	31
		T	2	1	2	4	7	13	7	11	5	13	1	66
25	Disease of the eye and adnexa (H00-H59)	M	1	1	2	2	3	9	4	4	1	8	0	35
		F	1	0	0	2	4	4	3	7	4	5	1	31
		T	2	1	2	4	7	13	7	11	5	13	1	66
1	Disease of the eye and adnexa (H00-H59)	M	1	1	2	2	3	9	4	4	1	8	0	35
		F	1	0	0	2	4	4	3	7	4	5	1	31
		T	2	1	2	4	7	13	7	11	5	13	1	66
VIII.	DISEASES OF THE EAR AND MASTOID PROCESS (H60-H95)	M	0	0	1	4	4	2	5	6	4	3	2	31
		F	0	0	0	3	1	3	0	3	1	6	1	18
		T	0	0	1	7	5	5	5	9	5	9	3	49
26	Diseases of the ear and mastoid process (H60-H93)	M	0	0	1	4	4	2	5	6	4	3	2	31
		F	0	0	0	3	1	3	0	3	1	6	1	18
		T	0	0	1	7	5	5	5	9	5	9	3	49
1	Diseases of the ear and mastoid process (H60-H93)	M	0	0	1	4	4	2	5	6	4	3	2	31
		F	0	0	0	3	1	3	0	3	1	6	1	18
		T	0	0	1	7	5	5	5	9	5	9	3	49
IX.	DISEASES OF THE CIRCULATORY SYSTEM (I00-I99)	M	830	1585	1541	3196	6637	14257	26931	37479	19449	52817	5308	170030
		F	603	1180	1205	2607	4260	6702	12740	19371	13180	43201	3011	108060
		T	1433	2765	2746	5803	10897	20959	39671	56850	32629	96018	8319	278090
27	Acute rheumatic fever and chronic rheumatic heart diseases (I00-I09)	M	56	52	125	366	377	577	636	695	279	561	66	3790
		F	25	28	107	368	396	499	714	484	332	358	104	3415
		T	81	80	232	734	773	1076	1350	1179	611	919	170	7205
1	Acute rheumatic fever (I00-I02)	M	15	20	23	43	37	59	78	116	28	91	8	518
		F	7	10	12	46	36	33	73	69	30	43	7	366
		T	22	30	35	89	73	92	151	185	58	134	15	884
2	Chronic rheumatic heart diseases (I05-I09)	M	41	32	102	323	340	518	558	579	251	470	58	3272
		F	18	18	95	322	360	466	641	415	302	315	97	3049
		T	59	50	197	645	700	984	1199	994	553	785	155	6321
28	Hypertensive diseases (I10-I15)	M	16	17	33	133	411	1243	2863	4566	2549	7272	526	19629
		F	24	10	32	106	277	628	1553	2651	2003	6633	319	14236
		T	40	27	65	239	688	1871	4416	7217	4552	13905	845	33865
1	Hypertensive heart disease (I11)	M	5	7	13	40	169	572	1234	1951	1111	2994	206	8302
		F	6	1	11	39	101	290	620	1192	966	2553	105	5884
		T	11	8	24	79	270	862	1854	3143	2077	5547	311	14186
2	All other hypertensive diseases (I10, I12-I15)	M	11	10	20	93	242	671	1629	2615	1438	4278	320	11327
		F	18	9	21	67	176	338	933	1459	1037	4080	214	8352
		T	29	19	41	160	418	1009	2562	4074	2475	8358	534	19679

TABLE 6 - MEDICALLY CERTIFIED DEATHS BY AGE AND SEX ACCORDING TO NATIONAL LIST OF TENTH REVISION OF ICD DURING THE YEAR 2011

ALL STATES/UNION TERRITORIES (TOTAL)

M.G/ CAT./ S.C	CAUSE OF DEATH	SEX	AGE GROUPS											
			<1	1-4	5-14	5-24	25-34	35-44	45-54	55-64	65-69	70+	N.S.	TOTAL
1	2	3	4	5	6	7	8	9	10	11	12	13	14	15
29	Ischaemic heart diseases (I20-I25)	M	47	22	62	273	1294	3902	8260	12860	6407	19171	1569	53867
		F	53	16	46	149	528	1308	3166	6033	4284	15249	822	31654
		T	100	38	108	422	1822	5210	11426	18893	10691	34420	2391	85521
1	Acute myocardial infarction (I21-I22)	M	22	15	43	202	994	2983	6038	9154	4377	13233	1228	38289
		F	21	6	27	109	372	999	2266	4258	2973	10640	636	22307
		T	43	21	70	311	1366	3982	8304	13412	7350	23873	1864	60596
2	All other ischaemic heart diseases (I20 & I23-I25)	M	25	7	19	71	300	919	2222	3706	2030	5938	341	15578
		F	32	10	19	40	156	309	900	1775	1311	4609	186	9347
		T	57	17	38	111	456	1228	3122	5481	3341	10547	527	24925
30	Diseases of pulmonary circulation and other forms of heart disease (I26-I51)	M	548	1419	1150	1995	3558	6076	10425	12444	6381	16627	1661	62284
		F	399	1078	929	1693	2391	3133	5078	6697	4096	13906	867	40267
		T	947	2497	2079	3688	5949	9209	15503	19141	10477	30533	2528	102551
1	Pulmonary heart disease and diseases of pulmonary circulation (I26-I28)	M	53	38	59	148	282	553	899	1128	646	1616	164	5586
		F	20	20	35	127	226	343	434	569	411	1095	79	3359
		T	73	58	94	275	508	896	1333	1697	1057	2711	243	8945
2	Other forms of heart diseases (I30-I51)	M	495	1381	1091	1847	3276	5523	9526	11316	5735	15011	1497	56698
		F	379	1058	894	1566	2165	2790	4644	6128	3685	12811	788	36908
		T	874	2439	1985	3413	5441	8313	14170	17444	9420	27822	2285	93606
31	Cerebrovascular diseases (I60-I69)	M	108	56	142	348	877	2170	4297	6372	3512	8472	713	27067
		F	60	28	75	217	551	1006	2047	3229	2267	6481	406	16367
		T	168	84	217	565	1428	3176	6344	9601	5779	14953	1119	43434
1	Cerebrovascular diseases (I60-I69)	M	108	56	142	348	877	2170	4297	6372	3512	8472	713	27067
		F	60	28	75	217	551	1006	2047	3229	2267	6481	406	16367
		T	168	84	217	565	1428	3176	6344	9601	5779	14953	1119	43434
32	Other diseases of the circulatorysystem (I70- I99)	M	29	9	13	50	93	205	320	412	253	555	47	1986
		F	21	6	8	41	83	91	127	186	159	480	27	1229
		T	50	15	21	91	176	296	447	598	412	1035	74	3215
1	Atherosclerosis (I70)	M	3	0	2	5	9	24	33	39	30	53	6	204
		F	2	0	1	0	6	1	11	20	8	56	3	108
		T	5	0	3	5	15	25	44	59	38	109	9	312
2	Arterial embolism and thrombosis (I74)	M	0	0	0	2	4	14	22	27	17	74	2	162
		F	1	0	1	4	3	11	8	12	17	46	0	103
		T	1	0	1	6	7	25	30	39	34	120	2	265
3	Other diseases of arteries, arterioles & capillaries (I71-I73 & I77-I78)	M	0	0	3	10	15	51	101	140	105	232	7	664
		F	2	1	0	4	9	21	34	75	58	185	7	396
		T	2	1	3	14	24	72	135	215	163	417	14	1060
4	Phlebitis, thrombophlebitis, venous embolism and thrombosis (I80-I82)	M	11	4	3	14	23	56	77	63	25	49	12	337
		F	5	1	2	17	25	28	24	19	15	37	3	176
		T	16	5	5	31	48	84	101	82	40	86	15	513
5	All other diseases of the circulatory system (I83-I99)	M	15	5	5	19	42	60	87	143	76	147	20	619
		F	11	4	4	16	40	30	50	60	61	156	14	446
		T	26	9	9	35	82	90	137	203	137	303	34	1065

TABLE 6 - MEDICALLY CERTIFIED DEATHS BY AGE AND SEX ACCORDING TO NATIONAL LIST OF TENTH REVISION OF ICD DURING THE YEAR 2010

ALL STATES/UNION TERRITORIES (TOTAL)

M.G/ CAT./ S.C	CAUSE OF DEATH	SEX	AGE GROUPS												TOTAL
			<1	1-4	5-14	5-24	25-34	35-44	45-54	55-64	65-69	70+	N.S.		
1	2	3	4	5	6	7	8	9	10	11	12	13	14	15	
X.	DISEASES OF THE RESPIRATORY SYSTEM (J00-J98)	M	2544	1023	1088	1674	2550	4401	6894	10272	6478	16265	2642	55831	
		F	2075	827	861	1357	1700	2329	3317	4942	3364	10958	1408	33138	
		T	4619	1850	1949	3031	4250	6730	10211	15214	9842	27223	4050	88969	
33	Diseases of the upper respiratory tract (J00-J06 & J30-J39)	M	50	62	53	58	116	262	456	717	479	524	516	3293	
		F	37	34	37	53	81	159	333	508	326	417	397	2382	
		T	87	96	90	111	197	421	789	1225	805	941	913	5675	
1	Acute pharyngitis and acute tonsillitis (J02-J03)	M	3	28	12	2	1	5	8	35	13	12	1	120	
		F	1	9	7	2	1	7	6	33	8	4	0	78	
		T	4	37	19	4	2	12	14	68	21	16	1	198	
2	Acute laryngitis and tracheitis (J04)	M	4	19	16	12	22	32	12	24	8	8	0	157	
		F	4	12	13	17	17	20	7	8	5	9	0	112	
		T	8	31	29	29	39	52	19	32	13	17	0	269	
3	Other acute upper respiratory infections (J00-J01 & J05-J06)	M	30	5	8	19	27	89	117	117	81	116	3	612	
		F	20	5	6	16	14	44	53	43	33	71	4	309	
		T	50	10	14	35	41	133	170	160	114	187	7	921	
4	All other diseases of upper respiratory tract (J30-J39)	M	13	10	17	25	66	136	319	541	377	388	512	2404	
		F	12	8	11	18	49	88	267	424	280	333	393	1883	
		T	25	18	28	43	115	224	586	965	657	721	905	4287	
34	Lower respiratory diseases (J20-J22 & J40-J47)	M	147	78	108	201	453	1074	2434	4829	3403	8407	914	22048	
		F	132	60	85	136	298	570	996	1928	1530	5113	337	11185	
		T	279	138	193	337	751	1644	3430	6757	4933	13520	1251	33233	
1	Acute bronchitis and acute bronchiolitis (J20-J21)	M	39	12	24	35	64	85	127	127	157	277	7	954	
		F	24	5	21	22	29	49	55	65	97	319	4	690	
		T	63	17	45	57	93	134	182	192	254	596	11	1644	
2	Bronchitis, chronic and unspecified, emphysema (J40-J43)	M	20	11	11	24	25	83	169	396	278	577	51	1645	
		F	21	11	4	12	27	44	78	155	117	333	22	824	
		T	41	22	15	36	52	127	247	551	395	910	73	2469	
3	Asthma (J45-J46)	M	22	19	29	41	141	245	516	941	654	1690	153	4451	
		F	13	17	37	32	92	169	262	531	456	1470	89	3168	
		T	35	36	66	73	233	414	778	1472	1110	3160	242	7619	
4	Other lower respiratory disorders (J22, J44 & J47)	M	66	36	44	101	223	661	1622	3365	2314	5863	703	14998	
		F	74	27	23	70	150	308	601	1177	860	2991	222	6503	
		T	140	63	67	171	373	969	2223	4542	3174	8854	925	21501	
35	Other diseases of the respiratory system (J10-J18,J60-J98)	M	2249	860	908	1395	1955	3031	3949	4661	2576	7252	739	29575	
		F	1854	719	722	1147	1289	1562	1965	2480	1497	5390	376	19001	
		T	4103	1579	1630	2542	3244	4593	5914	7141	4073	12642	1115	48576	
1	Influenza (J10-J11)	M	129	18	15	23	78	45	91	40	23	52	3	517	
		F	158	12	13	18	20	35	62	19	6	38	3	384	
		T	287	30	28	41	98	80	153	59	29	90	6	901	
2	Pneumonia (J12-J18)	M	1203	571	515	605	708	1061	1311	1556	905	2962	272	11669	
		F	995	452	419	468	441	550	608	819	501	2261	143	7657	
		T	2198	1023	934	1073	1149	1611	1919	2375	1406	5223	415	19326	

TABLE 6 - MEDICALLY CERTIFIED DEATHS BY AGE AND SEX ACCORDING TO NATIONAL LIST OF TENTH REVISION OF ICD DURING THE YEAR 2011

ALL STATES/UNION TERRITORIES (TOTAL)

M.G/ CAT./ S.C	CAUSE OF DEATH	SEX	AGE GROUPS												TOTAL
			<1	1-4	5-14	5-24	25-34	35-44	45-54	55-64	65-69	70+	N.S.		
1	2	3	4	5	6	7	8	9	10	11	12	13	14	15	
3	Pleurisy (J90)	M	10	1	7	22	45	68	92	114	76	147	35	617	
		F	4	3	12	24	27	36	57	67	53	88	17	388	
		T	14	4	19	46	72	104	149	181	129	235	52	1005	
4	All other diseases of the respiratory system (J60-J86,J92-J98.)	M	907	270	371	745	1124	1857	2455	2951	1572	4091	429	16772	
		F	697	252	278	637	801	941	1238	1575	937	3003	213	10572	
		T	1604	522	649	1382	1925	2798	3693	4526	2509	7094	642	27344	
XI.	DISEASES OF THE DIGESTIVE SYSTEM (K00-K92)	M	311	243	400	980	2989	6468	7800	6304	2527	3379	1537	32938	
		F	180	172	303	679	798	1185	1538	1758	971	1752	486	9822	
		T	491	415	703	1659	3787	7653	9338	8062	3498	5131	2023	42760	
36	Diseases of oral cavity, salivary glands and jaws (K00-K14)	M	2	1	3	5	6	11	18	15	8	14	6	89	
		F	3	1	1	2	3	7	6	9	3	5	0	40	
		T	5	2	4	7	9	18	24	24	11	19	6	129	
1	Diseases of oral cavity, salivary glands and jaws (K00-K14)	M	2	1	3	5	6	11	18	15	8	14	6	89	
		F	3	1	1	2	3	7	6	9	3	5	0	40	
		T	5	2	4	7	9	18	24	24	11	19	6	129	
37	Diseases of the other parts of digestive system (K20-K92)	M	265	230	378	950	2931	6348	7684	6198	2500	3313	973	31770	
		F	170	161	291	664	772	1133	1505	1724	956	1712	258	9346	
		T	435	391	669	1614	3703	7481	9189	7922	3456	5025	1231	41116	
1	Gastric and duodenal ulcer (K25-K27)	M	4	2	5	27	79	137	189	176	139	99	89	946	
		F	2	2	5	29	43	76	61	76	75	69	63	501	
		T	6	4	10	56	122	213	250	252	214	168	152	1447	
2	Gastritis and duodenitis (K29)	M	4	2	2	10	14	33	26	27	18	44	11	191	
		F	2	1	3	6	4	14	9	17	11	50	6	123	
		T	6	3	5	16	18	47	35	44	29	94	17	314	
3	Diseases of appendix (K35-K38)	M	0	2	3	14	35	71	64	72	48	47	6	362	
		F	0	1	5	13	27	20	35	29	26	12	2	170	
		T	0	3	8	27	62	91	99	101	74	59	8	532	
4	Hernia (K40-K46)	M	32	6	3	1	10	23	18	44	28	54	8	227	
		F	10	5	2	8	5	6	12	20	8	26	4	106	
		T	42	11	5	9	15	29	30	64	36	80	12	333	
5	Paralytic ileus and intestinal obstruction without hernia (K56)	M	53	8	21	43	56	84	125	143	68	142	18	761	
		F	35	7	13	41	30	61	75	103	46	117	10	538	
		T	88	15	34	84	86	145	200	246	114	259	28	1299	
6	Peritonitis (K65)	M	43	51	54	94	158	275	330	427	159	312	73	1976	
		F	23	39	22	89	96	88	112	130	53	141	28	821	
		T	66	90	76	183	254	363	442	557	212	453	101	2797	
7	Diseases of the liver (K70-K76)	M	64	129	238	537	2087	4978	6001	4317	1548	1915	671	22485	
		F	36	90	207	344	405	656	872	874	523	877	109	4993	
		T	100	219	445	881	2492	5634	6873	5191	2071	2792	780	27478	
8	Cholelithiasis and cholecystitis (K80-K81)	M	2	1	7	5	9	17	43	59	80	47	8	278	
		F	4	2	3	6	15	11	39	60	34	51	5	230	
		T	6	3	10	11	24	28	82	119	114	98	13	508	

TABLE 6 - MEDICALLY CERTIFIED DEATHS BY AGE AND SEX ACCORDING TO NATIONAL LIST OF TENTH REVISION OF ICD DURING THE YEAR 2010

ALL STATES/UNION TERRITORIES (TOTAL)

M.G/ CAT./ S.C	CAUSE OF DEATH	SEX	AGE GROUPS											
			<1	1-4	5-14	5-24	25-34	35-44	45-54	55-64	65-69	70+	N.S.	TOTAL
1	2	3	4	5	6	7	8	9	10	11	12	13	14	15
9	Disorders of the pancreas (K85-K86)	M	2	3	5	81	230	295	316	228	88	98	27	1373
		F	2	1	3	36	36	68	96	89	46	72	11	460
		T	4	4	8	117	266	363	412	317	134	170	38	1833
10	All other diseases of the other parts of digestive system (K20-K22,K28,K30-K31,K50-K55,K57-K63, K66,K82-K83 & K90-K92)	M	61	26	40	138	253	435	572	705	324	555	62	3171
		F	56	13	28	92	111	133	194	326	134	297	20	1404
		T	117	39	68	230	364	568	766	1031	458	852	82	4575
XII.	DISEASES OF THE SKIN AND SUBCUTANEOUS TISSUE (L00-L98)	M	18	18	26	28	49	105	241	239	120	292	81	1217
		F	14	7	13	33	33	59	103	118	67	192	30	669
		T	32	25	39	61	82	164	344	357	187	484	111	1886
38	Diseases of the skin and subcutaneous tissue (L00-L98)	M	18	18	26	28	49	105	241	239	120	292	81	1217
		F	14	7	13	33	33	59	103	118	67	192	30	669
		T	32	25	39	61	82	164	344	357	187	484	111	1886
1	Infections of the skin and subcutaneous tissue (L00-L08)	M	5	7	11	13	35	74	201	202	89	246	29	912
		F	5	6	7	9	9	42	79	100	56	155	12	480
		T	10	13	18	22	44	116	280	302	145	401	41	1392
2	All other diseases of the skin and subcutaneous tissue (L10-L98)	M	1	2	7	15	13	26	37	36	31	44	8	220
		F	4	0	6	23	22	16	24	18	9	36	4	162
		T	5	2	13	38	35	42	61	54	40	80	12	382
XIII.	DISEASES OF THE MUSCULOSKELETAL SYSTEM AND CONNECTIVE TISSUE (M00-M99)	M	30	8	12	53	44	71	85	80	49	81	78	591
		F	18	2	11	54	73	56	72	70	38	90	55	539
		T	48	10	23	107	117	127	157	150	87	171	133	1130
39	Diseases of the musculoskeletal system and connective tissue (M00-M99)	M	30	8	12	53	44	71	85	80	49	81	78	591
		F	18	2	11	54	73	56	72	70	38	90	55	539
		T	48	10	23	107	117	127	157	150	87	171	133	1130
1	Rheumatoid arthritis and other inflammatory polyarthropathies (M05-M13)	M	3	1	0	6	6	12	19	4	5	18	6	80
		F	0	0	3	4	9	11	29	25	13	32	5	131
		T	3	1	3	10	15	23	48	29	18	50	11	211
2	Osteomyelitis (M86)	M	16	2	3	12	9	19	23	24	8	19	0	135
		F	12	1	3	7	11	5	15	15	3	12	0	84
		T	28	3	6	19	20	24	38	39	11	31	0	219
3	All other diseases of the musculoskeletal system and connective tissue (M00-M02, M15-M85,M87-M99)	M	2	0	4	32	23	32	37	45	32	43	14	264
		F	2	0	4	37	49	34	23	22	20	42	6	239
		T	4	0	8	69	72	66	60	67	52	85	20	503
XIV.	DISEASES OF THE GENITOURINARY SYSTEM (N00-N99)	M	320	99	235	633	1043	1864	2493	3443	1958	4285	367	16740
		F	274	74	197	577	681	1018	1514	2003	1381	2895	507	11121
		T	594	173	432	1210	1724	2882	4007	5446	3339	7180	874	27861
40	Diseases of urinary system (N00-N39)	M	201	93	224	620	1026	1822	2442	3362	1908	4191	362	16251
		F	157	58	169	532	624	936	1414	1906	1336	2812	170	10114
		T	358	151	393	1152	1650	2758	3856	5268	3244	7003	532	26365
1	Glomerular diseases (including Nephritic Synodrome) (N00-N07)	M	3	23	29	26	30	34	94	115	48	97	5	504
		F	4	9	26	27	21	33	52	61	25	43	3	304
		T	7	32	55	53	51	67	146	176	73	140	8	808

TABLE 6 - MEDICALLY CERTIFIED DEATHS BY AGE AND SEX ACCORDING TO NATIONAL LIST OF TENTH REVISION OF ICD DURING THE YEAR 2011

ALL STATES/UNION TERRITORIES (TOTAL)

M.G/ CAT./ S.C	CAUSE OF DEATH	SEX	AGE GROUPS											
			<1	1-4	5-14	5-24	25-34	35-44	45-54	55-64	65-69	70+	N.S.	TOTAL
1	2	3	4	5	6	7	8	9	10	11	12	13	14	15
2	Renal tubulo-interstitial diseases (N10-N15)	M	8	2	11	26	21	43	50	69	40	81	8	359
		F	1	5	5	27	19	34	45	42	16	47	6	247
		T	9	7	16	53	40	77	95	111	56	128	14	606
3	Renal failure (N17-N19)	M	186	59	165	497	878	1557	2054	2820	1640	3619	309	13784
		F	149	42	127	423	503	760	1168	1588	1175	2448	140	8523
		T	335	101	292	920	1381	2317	3222	4408	2815	6067	449	22307
4	Urolithiasis (N20-N23)	M	0	1	3	5	2	13	18	22	16	30	2	112
		F	0	0	1	2	2	3	4	10	9	15	0	46
		T	0	1	4	7	4	16	22	32	25	45	2	158
5	Other disorders of kidney and ureter (N25-N28)	M	0	7	12	39	59	106	151	198	86	110	23	791
		F	2	2	3	29	59	67	85	98	59	82	8	494
		T	2	9	15	68	118	173	236	296	145	192	31	1285
6	All other diseases of urinary system (N30-N39)	M	4	1	4	27	36	69	75	138	78	254	15	701
		F	1	0	7	24	20	39	60	107	52	177	13	500
		T	5	1	11	51	56	108	135	245	130	431	28	1201
41	Other diseases of the genitourinary system (N40-N99)	M	119	6	11	13	17	42	51	81	50	94	5	489
		F	92	9	14	28	35	37	49	46	21	32	1	364
		T	211	15	25	41	52	79	100	127	71	126	6	853
1	Hyperplasia of prostate (N40)	M	6	1	2	7	4	9	16	34	33	58	1	171
		T	6	1	2	7	4	9	16	34	33	58	1	171
2	All other diseases of male genital organs (N41-N50)	M	113	5	9	6	13	33	35	47	17	36	4	318
		T	113	5	9	6	13	33	35	47	17	36	4	318
3	Salpingitis and oophoritis (N70)	F	83	9	4	6	8	3	7	8	0	4	0	132
		T	83	9	4	6	8	3	7	8	0	4	0	132
4	All other diseases of female genital organs (N60-N64 & N71-N99)	F	9	0	10	22	27	34	42	38	21	28	1	232
		T	9	0	10	22	27	34	42	38	21	28	1	232
XV.	PREGNANCY, CHILDBIRTH AND THE PUERPERIUM (O00-O99)	F	0	0	0	1551	1875	1037	127	2	0	3	215	4810
		T	0	0	0	1551	1875	1037	127	2	0	3	215	4810
42	Pregnancy with abortive outcome (O00-O08)	F	0	0	0	108	177	99	3	0	0	0	2	389
		T	0	0	0	108	177	99	3	0	0	0	2	389
1	Spontaneous abortion (O03)	F	0	0	0	4	7	3	0	0	0	0	0	14
		T	0	0	0	4	7	3	0	0	0	0	0	14
2	Medical abortion (O04)	F	0	0	0	8	13	10	0	0	0	0	0	31
		T	0	0	0	8	13	10	0	0	0	0	0	31
3	Other pregnancies with abortive outcome (O00-O02 & O05-O08)	F	0	0	0	96	157	86	3	0	0	0	2	344
		T	0	0	0	96	157	86	3	0	0	0	2	344
43	Other direct obstetric deaths (O10-O92)	F	0	0	0	1201	1395	766	81	1	0	3	71	3518
		T	0	0	0	1201	1395	766	81	1	0	3	71	3518

TABLE 6 - MEDICALLY CERTIFIED DEATHS BY AGE AND SEX ACCORDING TO NATIONAL LIST OF TENTH REVISION OF ICD DURING THE YEAR 2010

ALL STATES/UNION TERRITORIES (TOTAL)

M.G/ CAT./ S.C	CAUSE OF DEATH	SEX	AGE GROUPS												TOTAL
			<1	1-4	5-14	5-24	25-34	35-44	45-54	55-64	65-69	70+	N.S.		
1	2	3	4	5	6	7	8	9	10	11	12	13	14	15	
1	Oedema, proteinuria and hypertensive disorders in pregnancy, childbirth and the puerperium (O10-O16)	F	0	0	0	325	321	100	5	0	0	1	20	772	
		T	0	0	0	325	321	100	5	0	0	1	20	772	
2	Infections of genitourinary tract in pregnancy (O23)	F	0	0	0	25	39	29	44	1	0	2	3	143	
		T	0	0	0	25	39	29	44	1	0	2	3	143	
3	Obstructed labour (O64-O66)	F	0	0	0	86	84	66	16	0	0	0	0	252	
		T	0	0	0	86	84	66	16	0	0	0	0	252	
4	Complications pre-dominantly related to the puerperium (O85-O92)	F	0	0	0	278	318	82	5	0	0	0	24	707	
		T	0	0	0	278	318	82	5	0	0	0	24	707	
5	Other complications of pregnancy and delivery (O20-O22,O24-O63 & O67-O84)	F	0	0	0	487	633	489	11	0	0	0	24	1644	
		T	0	0	0	487	633	489	11	0	0	0	24	1644	
44	Other obstetric conditions, not elsewhere classified (O95-O99)	F	0	0	0	153	270	167	42	0	0	0	1	633	
		T	0	0	0	153	270	167	42	0	0	0	1	633	
1	Indirect obstetric deaths (O98-O99)	F	0	0	0	119	177	71	13	0	0	0	1	381	
		T	0	0	0	119	177	71	13	0	0	0	1	381	
2	All other obstetric conditions, not elsewhere classified (O95-O97)	F	0	0	0	34	93	96	29	0	0	0	0	252	
		T	0	0	0	34	93	96	29	0	0	0	0	252	
XVI.	CERTAIN CONDITIONS ORIGINATING IN THE PERINATAL PERIOD (P00-P96)	M	42562	0	0	0	0	0	0	0	0	0	395	42957	
		F	28498	0	0	0	0	0	0	0	0	0	281	28779	
		T	71060	0	0	0	0	0	0	0	0	0	676	71736	
45	Certain conditions originating in the perinatal period (P00-P96)	M	42562	0	0	0	0	0	0	0	0	0	395	42957	
		F	28498	0	0	0	0	0	0	0	0	0	281	28779	
		T	71060	0	0	0	0	0	0	0	0	0	676	71736	
1	Slow fetal growth, fetal malnutrition and immaturity (P05-P07)	M	16630	0	0	0	0	0	0	0	0	0	194	16824	
		F	11554	0	0	0	0	0	0	0	0	0	130	11684	
		T	28184	0	0	0	0	0	0	0	0	0	324	28508	
2	Birth trauma (P10-P15)	M	337	0	0	0	0	0	0	0	0	0	0	337	
		F	243	0	0	0	0	0	0	0	0	0	1	244	
		T	580	0	0	0	0	0	0	0	0	0	1	581	
3	Hypoxia, birth asphyxia and other respiratory conditions (P20-P28)	M	17186	0	0	0	0	0	0	0	0	0	177	17363	
		F	11612	0	0	0	0	0	0	0	0	0	132	11744	
		T	28798	0	0	0	0	0	0	0	0	0	309	29107	
4	Haemolytic disease of fetus and new-born (P55)	M	103	0	0	0	0	0	0	0	0	0	0	103	
		F	107	0	0	0	0	0	0	0	0	0	0	107	
		T	210	0	0	0	0	0	0	0	0	0	0	210	
5	Other perinatal jaundice (P58-P59)	M	475	0	0	0	0	0	0	0	0	0	0	475	
		F	422	0	0	0	0	0	0	0	0	0	1	423	
		T	897	0	0	0	0	0	0	0	0	0	1	898	

TABLE 6 - MEDICALLY CERTIFIED DEATHS BY AGE AND SEX ACCORDING TO NATIONAL LIST OF TENTH REVISION OF ICD DURING THE YEAR 2011

ALL STATES/UNION TERRITORIES (TOTAL)

M.G/ CAT./ S.C	CAUSE OF DEATH	SEX	AGE GROUPS											
			<1	1-4	5-14	5-24	25-34	35-44	45-54	55-64	65-69	70+	N.S.	TOTAL
1	2	3	4	5	6	7	8	9	10	11	12	13	14	15
6	All other conditions originating in the perinatal period (P00-P04,P08, P29-P54,P56-P57,P60-P96.)	M	6633	0	0	0	0	0	0	0	0	0	24	6657
		F	3971	0	0	0	0	0	0	0	0	0	17	3988
		T	10604	0	0	0	0	0	0	0	0	0	41	10645
XVII.	CONGENITAL MALFORMATIONS, DEFORMATIONS AND CHROMOSOMAL ABNORMALITIES (Q00-Q99)	M	2058	586	216	67	93	108	141	281	71	132	247	4000
		F	1355	418	174	54	43	51	92	110	26	92	162	2577
		T	3413	1004	390	121	136	159	233	391	97	224	409	6577
46	Congenital malformations, deformations and chromosomal abnormalities (Q00-Q99)	M	2058	586	216	67	93	108	141	281	71	132	247	4000
		F	1355	418	174	54	43	51	92	110	26	92	162	2577
		T	3413	1004	390	121	136	159	233	391	97	224	409	6577
1	Spina bifida (Q05)	M	22	7	2	0	2	0	1	2	1	0	0	37
		F	13	3	3	0	1	0	0	1	0	0	1	22
		T	35	10	5	0	3	0	1	3	1	0	1	59
2	Congenital malformations of the circulatory system (Q20-Q28)	M	1215	310	116	20	10	11	21	102	3	10	24	1842
		F	832	226	91	18	8	5	6	42	3	19	18	1268
		T	2047	536	207	38	18	16	27	144	6	29	42	3110
3	Cleft lip and cleft palate (Q35-Q37)	M	10	0	0	0	1	0	0	0	0	0	0	11
		F	8	1	0	0	0	0	0	0	0	0	0	9
		T	18	1	0	0	1	0	0	0	0	0	0	20
4	All other congenital malformations, eformations and chromosomal abnormalities, not elsewhere classified (Q00-Q04,Q06-Q18, Q30-Q34 & Q38-Q99)	M	702	223	86	41	78	94	116	174	67	122	27	1730
		F	409	171	72	35	33	42	86	66	23	73	6	1016
		T	1111	394	158	76	111	136	202	240	90	195	33	2746
XVIII.	SYMPTOMS, SIGNS AND ABNORMAL CLINICAL AND LABORATORY FINDINGS, NOT ELSEWHERE CLASSIFIED (R00-R99)	M	2403	966	1706	4858	6966	8909	10176	10355	5077	19221	2291	72928
		F	1594	882	1371	3846	3765	3585	3928	5122	3363	17507	1305	46268
		T	3997	1848	3077	8704	10731	12494	14104	15477	8440	36728	3596	119196
47	Symptoms, signs and abnormal clinical and laboratory findings, not elsewhere classified (R00-R99)	M	2403	966	1706	4858	6966	8909	10176	10355	5077	19221	2291	72928
		F	1594	882	1371	3846	3765	3585	3928	5122	3363	17507	1305	46268
		T	3997	1848	3077	8704	10731	12494	14104	15477	8440	36728	3596	119196
1	Abdominal and pelvic pain (R10)	M	3	4	26	53	99	88	120	88	23	74	4	582
		F	0	8	20	69	51	65	49	52	20	62	3	399
		T	3	12	46	122	150	153	169	140	43	136	7	981
2	Ascites (R18)	M	10	0	6	9	23	57	93	85	32	49	4	368
		F	4	1	2	8	20	30	39	29	18	45	2	198
		T	14	1	8	17	43	87	132	114	50	94	6	566
3	Somnolence, stupor and coma (R40)	M	2	3	10	18	22	53	98	99	30	61	23	419
		F	2	2	12	17	19	26	28	47	14	62	5	234
		T	4	5	22	35	41	79	126	146	44	123	28	653
4	Fever of unknown origin (R50)	M	44	43	78	162	159	272	401	292	158	487	27	2123
		F	35	32	72	104	103	143	211	194	79	236	22	1231
		T	79	75	150	266	262	415	612	486	237	723	49	3354

TABLE 6 - MEDICALLY CERTIFIED DEATHS BY AGE AND SEX ACCORDING TO NATIONAL LIST OF TENTH REVISION OF ICD DURING THE YEAR 2010

ALL STATES/UNION TERRITORIES (TOTAL)

M.G/ CAT./ S.C	CAUSE OF DEATH	SEX	AGE GROUPS											
			<1	1-4	5-14	5-24	25-34	35-44	45-54	55-64	65-69	70+	N.S.	TOTAL
1	2	3	4	5	6	7	8	9	10	11	12	13	14	15
5	Senility (R54)	M	0	0	0	0	0	0	0	817	1067	8371	388	10643
		F	0	0	0	0	0	0	0	475	967	9708	321	11471
		T	0	0	0	0	0	0	0	1292	2034	18079	709	22114
6	Syncope and collapse (R55)	M	0	0	0	1	1	3	8	2	0	1	2	18
		F	0	1	0	2	1	4	0	2	1	2	0	13
		T	0	1	0	3	2	7	8	4	1	3	2	31
7	Convulsions, not elsewhere classified (R56)	M	63	81	124	135	122	197	143	166	83	119	36	1269
		F	36	65	83	98	86	78	66	92	50	92	37	783
		T	99	146	207	233	208	275	209	258	133	211	73	2052
8	Shock, not elsewhere classified(R57)	M	599	104	206	501	634	796	1065	1143	497	1231	94	6870
		F	404	110	190	437	458	421	471	614	349	888	49	4391
		T	1003	214	396	938	1092	1217	1536	1757	846	2119	143	11261
9	All other symptoms, signs and abnormal clinical and laboratory findings, not elsewhere classified (R00-R09, R11-R17,R19-R39,R41-R49,R51-R53,R58-R99)	M	1641	724	1248	3958	5883	7423	8210	7636	3179	8811	1489	50202
		F	1097	653	985	3091	3013	2805	3048	3610	1858	6395	727	27282
		T	2738	1377	2233	7049	8896	10228	11258	11246	5037	15206	2216	77484
XIX.	INJURY, POISONING AND CERTAIN OTHER CONSEQUENCES OF EXTERNAL CAUSES (S00-T98)	M	300	587	1490	7963	10296	9123	7200	4805	1892	2746	1836	48238
		F	206	481	1214	6343	6601	4105	2528	1869	1026	1800	899	27072
		T	506	1068	2704	14306	16897	13228	9728	6674	2918	4546	2735	75310
48	Fractures (S02, S12, S22, S32, S42, S52, S62, S72, S82, S92, T02, T08, T10 & T12)	M	29	37	129	543	801	854	637	473	179	274	55	4011
		F	7	27	84	201	241	286	235	188	103	232	19	1623
		T	36	64	213	744	1042	1140	872	661	282	506	74	5634
1	Fracture of skull and facial bones (S02)	M	1	13	79	298	456	480	330	205	39	53	11	1965
		F	1	9	48	132	128	170	106	83	34	39	3	753
		T	2	22	127	430	584	650	436	288	73	92	14	2718
2	Fracture of neck, thorax or pelvis (S12,S22,S32 & T08)	M	3	1	7	51	78	127	106	102	82	42	6	605
		F	0	1	3	14	23	22	27	33	33	21	3	180
		T	3	2	10	65	101	149	133	135	115	63	9	785
3	Fracture of upper limb (S42,S52,S62 & T10)	M	1	0	0	2	7	3	3	2	2	3	0	23
		F	0	0	2	1	0	1	3	2	1	1	1	12
		T	1	0	2	3	7	4	6	4	3	4	1	35
4	Fractures of lower limb (S72,S82,S92 & T12)	M	2	2	7	26	39	33	23	37	25	124	10	328
		F	0	3	7	10	8	9	10	21	15	131	6	220
		T	2	5	14	36	47	42	33	58	40	255	16	548
5	Fractures involving multiple body regions, and of unspecified body region (T02)	M	22	21	36	166	221	211	175	127	31	52	28	1090
		F	6	14	24	44	82	84	89	49	20	40	6	458
		T	28	35	60	210	303	295	264	176	51	92	34	1548
49	Dislocations, sprains and strains of specified and multiple body regions (S03,S13,S23,S33,S43,S53, S63,S73,S83,S93,T03)	M	0	0	8	18	13	63	19	10	9	4	5	149
		F	0	0	1	3	3	4	3	5	1	13	1	34
		T	0	0	9	21	16	67	22	15	10	17	6	183

TABLE 6 - MEDICALLY CERTIFIED DEATHS BY AGE AND SEX ACCORDING TO NATIONAL LIST OF TENTH REVISION OF ICD DURING THE YEAR 2010

ALL STATES/UNION TERRITORIES (TOTAL)

M.G/ CAT./ S.C	CAUSE OF DEATH	SEX	AGE GROUPS											
			<1	1-4	5-14	5-24	25-34	35-44	45-54	55-64	65-69	70+	N.S.	TOTAL
1	2	3	4	5	6	7	8	9	10	11	12	13	14	15
50	Intracranial and internal injuries, including nerves (S04,S06,S14,S24,S26-S27,S34,S36-37,S44,S54,S64,S74,S84 & S94)	M	11	40	83	424	628	571	523	364	140	246	93	3123
		F	5	22	45	92	108	129	119	95	41	103	15	774
		T	16	62	128	516	736	700	642	459	181	349	108	3897
51	Crushing injuries and traumatic amputations of specified and multiple body regions (S07-S08,S17-S18,S28,S38 S47-S48,S57-S58,S67-S68,S77-S78, S87-S88,S97-S98,T04-T05)	M	4	11	19	152	152	133	119	70	42	45	29	776
		F	2	10	7	43	19	21	20	25	22	35	5	209
		T	6	21	26	195	171	154	139	95	64	80	34	985
52	Other injuries of specified,unspecified and multiple body regions (S00-S01,S05,S09-S11, S15-S16, S19-S21, S25,S29-S31,S35, S39-S41,S45-S46,S49-S51,S55-S56, S59-S61, S65-S66, S69-S71,S75-S76, S79-S81,S85-S86, S89-S91,S95-S96, S99, T00-T01,T06-07,T09,T11, T13-T14)	M	78	175	541	2754	3505	3296	2756	2001	834	1222	322	17484
		F	45	132	229	515	578	637	638	587	362	565	61	4349
		T	123	307	770	3269	4083	3933	3394	2588	1196	1787	383	21833
53	Effects of foreign body entering through natural orifice (T15-T19)	M	11	9	12	7	56	10	21	17	6	8	8	165
		F	6	4	3	2	2	1	8	6	7	5	0	44
		T	17	13	15	9	58	11	29	23	13	13	8	209
54	Burns and Corrosions (T20-T32)	M	48	144	274	1369	1616	1220	806	396	170	269	189	6501
		F	69	151	479	3363	4128	1980	767	469	282	519	275	12482
		T	117	295	753	4732	5744	3200	1573	865	452	788	464	18983
55	Poisonings by drugs & biological substances; and Toxic effects of ubstances chiefly nonmedicinal as to source (T36-T50 & T51-T65)	M	30	86	226	1677	2197	1817	1418	898	280	345	401	9375
		F	16	68	237	1544	1005	743	504	297	132	167	137	4850
		T	46	154	463	3221	3202	2560	1922	1195	412	512	538	14225
56	Other and unspecified effects of external causes and certain early complications of trauma (T33-T35,T66-T79)	M	36	38	92	395	530	403	304	141	53	73	64	2129
		F	35	32	56	268	188	93	59	51	11	53	33	879
		T	71	70	148	663	718	496	363	192	64	126	97	3008
57	Complications of Surgical and Medical care, not elsewhere classified (T80-T88)	M	21	10	15	81	128	172	170	172	73	88	15	945
		F	6	6	13	66	73	57	53	44	23	48	4	393
		T	27	16	28	147	201	229	223	216	96	136	19	1338
58	Late effects of injuries, of poisoning and of other consequences of external causes (T90-T98)	M	21	20	72	422	545	482	353	210	94	143	53	2415
		F	14	19	46	185	157	113	106	71	36	46	28	821
		T	35	39	118	607	702	595	459	281	130	189	81	3236
XX.	EXTERNAL CAUSES OF MORBIDITYAND MORTALITY (V01-Y89)	M	744	647	1403	5828	7435	6702	5589	3873	1564	2250	1242	37277
		F	302	519	1122	4084	4012	2593	2176	1550	802	1418	607	19185
		T	1046	1166	2525	9912	11447	9295	7765	5423	2366	3668	1849	56462
E48	Transport accidents (V01-V99)	M	94	207	367	1429	1865	1767	1489	1027	402	572	412	9631
		F	87	156	179	491	498	482	443	336	202	261	172	3307
		T	181	363	546	1920	2363	2249	1932	1363	604	833	584	12938

TABLE 6 - MEDICALLY CERTIFIED DEATHS BY AGE AND SEX ACCORDING TO NATIONAL LIST OF TENTH REVISION OF ICD DURING THE YEAR 2010

ALL STATES/UNION TERRITORIES (TOTAL)

M.G/ CAT./ S.C	CAUSE OF DEATH	SEX	AGE GROUPS												TOTAL
			<1	1-4	5-14	5-24	25-34	35-44	45-54	55-64	65-69	70+	N.S.		
1	2	3	4	5	6	7	8	9	10	11	12	13	14	15	
1	Railway accidents (V05,V15,V80.6,V81, V82.2, V87.6 & V88.6)	M	3	29	38	206	270	210	179	119	39	37	7	1137	
		F	1	13	27	85	79	72	76	43	17	13	6	432	
		T	4	42	65	291	349	282	255	162	56	50	13	1569	
2	Motor vehicle traffic accidents (V02-V04,V09.2- V09.3,V12-V14,V19.4 -V19.6,V19.9,V20- V28,V29.4-V29.6,V29.9, V30-V38,V39.4-V39.6 V39.9,V40-V48,V49.4- V49.6,V49.9, V50-V58, V59.4-V59.6,V59.9,V60- V68,V69.4-V69.6,V69.9, V70-V78,V79.4-V79.6, V79.9,V80.3-V80.5, V82.1, V87.0-V87.5,V87.7-V87.9, V89.2-V89.3)	M	29	64	106	694	947	966	728	548	243	291	266	4882	
		F	20	54	68	290	182	266	209	135	128	100	124	1576	
		T	49	118	174	984	1129	1232	937	683	371	391	390	6458	
3	Other road vehicle accidents (V01,V06,V09.9,V10-V11, V16-V18,V19.8,V29.8,V39.8, V49.8,V59.8,V69.8,V79.8, V80.0-V80.2,V80.7-V80.9, V82.3-V82.7, V82.9 & V89.1)	M	7	10	23	159	173	191	164	123	43	104	20	1017	
		F	3	12	14	27	42	43	51	51	26	35	5	309	
		T	10	22	37	186	215	234	215	174	69	139	25	1326	
4	Water transport accidents (V90-V94)	M	14	27	44	86	93	78	87	18	0	0	76	523	
		F	20	22	33	17	48	17	14	5	0	0	22	198	
		T	34	49	77	103	141	95	101	23	0	0	98	721	
5	Air & Space transport accidents (V95-V97)	M	0	0	0	3	2	2	3	0	1	0	0	11	
		F	0	0	1	0	0	3	1	0	0	0	0	5	
		T	0	0	1	3	2	5	4	0	1	0	0	16	
6	All other transport accidents (V09.0-V09.1,V19.0- V19.3,V29.0 -V29.3,V39.0-V39.3,V49.0- V49.3,V59.0-V59.3,V69.0- V69.3, V79.0 -V79.3, V82.0, V82.8, V83- V86,V88.0-V88.5,V88.7- V88.9,V89.0,V89.9,V98-V99)	M	41	77	156	281	380	320	328	219	76	140	43	2061	
		F	43	55	36	72	147	81	92	102	31	113	15	787	
		T	84	132	192	353	527	401	420	321	107	253	58	2848	
E49	Accidental Falls (W00-W19)	M	21	35	76	211	203	193	166	180	53	82	29	1249	
		F	12	22	46	60	61	47	46	47	14	58	5	418	
		T	33	57	122	271	264	240	212	227	67	140	34	1667	
E50	Accidental drowning and submersion (W65-W74)	M	30	45	171	269	289	242	193	103	50	49	24	1465	
		F	25	29	75	115	150	82	82	43	35	46	7	689	
		T	55	74	246	384	439	324	275	146	85	95	31	2154	
E51	Exposure to smoke, fire and flames (X00-X09)	M	16	40	73	249	356	221	153	134	16	38	97	1393	
		F	15	36	94	786	834	374	116	125	45	124	140	2689	
		T	31	76	167	1035	1190	595	269	259	61	162	237	4082	
E52	Accidental poisoning by and exposure to noxious substances (X40-X49)	M	8	22	30	214	268	256	198	95	33	37	57	1218	
		F	4	14	39	180	160	126	55	24	14	18	20	654	
		T	12	36	69	394	428	382	253	119	47	55	77	1872	
E53	Intentional self-harm (Suicide- attempted) (X60-X84)	M	0	2	22	779	1157	994	762	470	133	153	254	4726	
		F	1	0	23	858	647	387	264	136	59	79	97	2551	
		T	1	2	45	1637	1804	1381	1026	606	192	232	351	7277	

TABLE 6 - MEDICALLY CERTIFIED DEATHS BY AGE AND SEX ACCORDING TO NATIONAL LIST OF TENTH REVISION OF ICD DURING THE YEAR 2010

ALL STATES/UNION TERRITORIES (TOTAL)

M.G/ CAT./ S.C	CAUSE OF DEATH	SEX	AGE GROUPS											
			<1	1-4	5-14	5-24	25-34	35-44	45-54	55-64	65-69	70+	N.S.	TOTAL
1	2	3	4	5	6	7	8	9	10	11	12	13	14	15
E54	Assault (Homicide) (X85-Y09)	M	0	1	7	130	173	151	141	71	32	41	19	766
		F	2	0	2	77	85	67	50	22	20	14	2	341
		T	2	1	9	207	258	218	191	93	52	55	21	1107
E55	Other Violence (Y10-Y36)	M	34	51	100	784	1060	860	629	375	175	261	188	4517
		F	13	47	105	734	733	412	232	143	90	212	127	2848
		T	47	98	205	1518	1793	1272	861	518	265	473	315	7365
1	Event of undetermined intent (Y10-Y34)	M	30	51	96	782	1056	855	622	366	172	258	188	4476
		F	13	47	103	733	728	409	230	139	87	207	127	2823
		T	43	98	199	1515	1784	1264	852	505	259	465	315	7299
2	Legal intervention (Y35)	M	4	0	4	2	4	5	7	9	3	3	0	41
		F	0	0	2	1	5	3	2	4	3	5	0	25
		T	4	0	6	3	9	8	9	13	6	8	0	66
3	Operations of war (Y36)	M	0	0	0	0	0	0	0	0	0	0	0	0
		F	0	0	0	0	0	0	0	0	0	0	0	0
		T	0	0	0	0	0	0	0	0	0	0	0	0
E56	Complications of medical and surgical care (Y40-Y84)	M	12	32	13	26	34	56	77	44	24	59	7	384
		F	1	13	10	23	22	27	29	24	17	32	2	200
		T	13	45	23	49	56	83	106	68	41	91	9	584
1	Drugs,medicaments and biological substances causing adverse effects in therapeutic use (Y40-Y59)	M	8	16	9	18	11	25	29	16	5	10	3	150
		F	1	6	6	14	12	16	11	11	5	7	1	90
		T	9	22	15	32	23	41	40	27	10	17	4	240
2	Misadventures during surgical & medical care,adverse incidents in diagnostic and therapeuticuse, abnormal reactions and late complications (Y60- Y69,Y70-Y82 & Y83-Y84)	M	4	16	4	8	23	31	48	28	19	49	4	234
		F	0	7	4	9	10	11	18	13	12	25	1	110
		T	4	23	8	17	33	42	66	41	31	74	5	344
E57	Other external causes of accidental injury, not elsewhere classified (W20-W64,W75-W99, X10- X39,X50-X59)	M	525	208	533	1638	1859	1719	1532	1216	580	924	142	10876
		F	142	199	537	742	770	471	733	576	276	555	29	5030
		T	667	407	1070	2380	2629	2190	2265	1792	856	1479	171	15906
1	Accidents caused by machinery, and by cutting & piercing instruments (W24-W31)	M	0	2	1	1	4	4	1	2	0	0	0	15
		F	0	0	0	1	1	1	0	0	0	0	0	3
		T	0	2	1	2	5	5	1	2	0	0	0	18
2	Accidents caused by firearm missile (W32-W34)	M	1	0	0	6	6	8	3	1	0	2	0	27
		F	0	0	0	1	5	2	0	0	1	1	0	10
		T	1	0	0	7	11	10	3	1	1	3	0	37
3	Bites of snakes & other venomous animals (X20-X27)	M	18	31	102	152	172	119	105	82	37	46	34	898
		F	4	31	77	98	102	81	73	51	19	42	13	591
		T	22	62	179	250	274	200	178	133	56	88	47	1489
4	Sun stroke (X32)	M	39	87	251	176	212	316	215	111	51	20	0	1478
		F	18	98	359	201	235	117	309	138	16	15	0	1506
		T	57	185	610	377	447	433	524	249	67	35	0	2984

TABLE 6 - MEDICALLY CERTIFIED DEATHS BY AGE AND SEX ACCORDING TO NATIONAL LIST OF TENTH REVISION OF ICD DURING THE YEAR 2010

ALL STATES/UNION TERRITORIES (TOTAL)

M.G/ CAT./ S.C	CAUSE OF DEATH	SEX	AGE GROUPS											
			<1	1-4	5-14	5-24	25-34	35-44	45-54	55-64	65-69	70+	N.S.	TOTAL
1	2	3	4	5	6	7	8	9	10	11	12	13	14	15
5	All other accidents including late effects (W20-W23,W35-W64, W75-W99,X10-X19, X28-X31, X33-X39 & X50-X59)	M	467	88	179	1303	1465	1272	1208	1020	492	856	108	8458
		F	120	70	101	441	427	270	351	387	240	497	16	2920
		T	587	158	280	1744	1892	1542	1559	1407	732	1353	124	11378
E58	Late effects of external causes of morbidity and mortality (Y85-Y89)	M	4	4	11	99	171	243	249	158	66	34	13	1052
		F	0	3	12	18	52	118	126	74	30	19	6	458
		T	4	7	23	117	223	361	375	232	96	53	19	1510
	ALL CAUSES (MAJOR GROUP I to XIX)	M	56948	9120	12217	27598	43430	64238	86182	99932	50730	125517	19872	595784
		F	38865	6992	9528	24434	28588	30276	39688	50798	31871	97704	11464	370208
		T	95813	16112	21745	52032	72018	94514	125870	150730	82601	223221	31336	965992
	ALL CAUSES (MAJOR GROUP I to XX)	M	57692	9767	13620	33426	50865	70940	91771	103805	52294	127767	21114	633061
		F	39167	7511	10650	28518	32600	32869	41864	52348	32673	99122	12071	389393
		T	96859	17278	24270	61944	83465	103809	133635	156153	84967	226889	33185	1022454

**TABLE 7.1 :MEDICALLY CERTIFIED DEATHS BY AGE, SEX AND MAJOR CAUSE
GROUPS (BASED UPON TENTH REVISION OF ICD) DURING 2011**

ANDHRA PRADESH

Major Group No.	CAUSE OF DEATH	Sex	AGE GROUPS													N.S.	TOTAL
			<1	1-4	5-14	15-24	25-34	35-44	45-54	55-64	65-69	70+					
			1	2	3	4	5	6	7	8	9	10	11	12	13		
I	CERTAIN INFECTIOUS AND PARASITIC DISEASES (A00-B99)	M	132	86	132	290	702	1082	1375	1004	366	647	0	5816			
		F	126	62	115	310	427	461	580	455	203	403	0	3142			
		T	258	148	247	600	1129	1543	1955	1459	569	1050	0	8958			
II	NEOPLASMS (C00-D48)	M	2	21	18	32	39	77	109	147	58	85	0	588			
		F	1	24	19	18	35	52	94	93	42	53	0	431			
		T	3	45	37	50	74	129	203	240	100	138	0	1019			
III	DISEASES OF BLOOD & BLOOD FORMING ORGANS & CERTAIN DISORDERS INVOLVING THE IMMUNE MECHANISM (D50-D89)	M	6	12	56	21	38	44	49	38	21	24	0	309			
		F	7	8	50	37	69	42	37	28	9	31	0	318			
		T	13	20	106	58	107	86	86	66	30	55	0	627			
IV	ENDOCRINE, NUTRITIONAL AND METABOLIC DISEASES (E00-E89)	M	5	5	8	18	45	95	328	473	138	215	0	1330			
		F	5	5	10	17	21	61	197	302	108	139	0	865			
		T	10	10	18	35	66	156	525	775	246	354	0	2195			
V	MENTAL AND BEHAVIOURAL DISORDERS (F01-F99)	M	0	0	2	5	21	28	27	26	5	5	0	119			
		F	0	0	1	3	2	5	2	5	0	2	0	20			
		T	0	0	3	8	23	33	29	31	5	7	0	139			
VI	DISEASES OF THE NERVOUS SYSTEM (G00-G98)	M	29	252	39	28	57	101	111	109	44	98	0	868			
		F	20	199	29	20	35	49	54	59	20	60	0	545			
		T	49	451	68	48	92	150	165	168	64	158	0	1413			
VII	DISEASES OF THE EYE AND ADNEXA (H00-H59)	M	0	0	0	2	1	2	1	1	1	4	0	12			
		F	0	0	0	2	0	1	0	3	0	2	0	8			
		T	0	0	0	4	1	3	1	4	1	6	0	20			
VIII	DISEASES OF THE EAR AND MASTOID PROCESS (H60-H95)	M	0	0	0	0	1	0	1	1	1	0	0	4			
		F	0	0	0	0	0	0	0	0	1	1	0	2			
		T	0	0	0	0	1	0	1	1	2	1	0	6			
IX	DISEASES OF THE CIRCULATORY SYSTEM (I00-I99)	M	157	996	537	682	1236	2067	3759	3920	1563	3062	0	17979			
		F	80	719	422	622	773	926	1830	1968	818	1991	0	10149			
		T	237	1715	959	1304	2009	2993	5589	5888	2381	5053	0	28128			
X	DISEASES OF THE RESPIRATORY SYSTEM (J00-J98)	M	101	54	78	96	226	377	582	879	507	688	0	3588			
		F	81	38	78	102	156	160	219	355	190	317	0	1696			
		T	182	92	156	198	382	537	801	1234	697	1005	0	5284			
XI	DISEASES OF THE DIGESTIVE SYSTEM (K00-K92)	M	10	43	25	29	118	196	311	328	130	130	0	1320			
		F	10	37	21	27	45	47	65	108	37	54	0	451			
		T	20	80	46	56	163	243	376	436	167	184	0	1771			
XII	DISEASES OF THE SKIN AND SUBCUTANEOUS TISSUE (L00-L98)	M	0	0	3	1	4	14	44	35	14	40	0	155			
		F	1	0	5	7	1	9	19	20	6	11	0	79			
		T	1	0	8	8	5	23	63	55	20	51	0	234			
XIII	DISEASES OF THE MUSCULOSKELETAL SYSTEM AND CONNECTIVE TISSUE (M00-M99)	M	0	0	0	4	5	11	14	5	5	6	0	50			
		F	0	0	1	2	6	2	2	6	1	6	0	26			
		T	0	0	1	6	11	13	16	11	6	12	0	76			
XIV	DISEASES OF THE GENITOURINARY SYSTEM (N00-N99)	M	6	10	7	22	65	123	156	200	72	126	0	787			
		F	3	4	9	23	45	61	97	104	38	70	0	454			
		T	9	14	16	45	110	184	253	304	110	196	0	1241			
XV	PREGNANCY, CHILDBIRTH AND THE PUERPERIUM (O00-O99)	F	0	0	0	88	50	322	0	0	0	0	0	460			
		T	0	0	0	88	50	322	0	0	0	0	0	460			
XVI	CERTAIN CONDITIONS ORIGINATING IN THE PERINATAL PERIOD (P00-P96)	M	2150	0	0	0	0	0	0	0	0	0	0	2150			
		F	1618	0	0	0	0	0	0	0	0	0	0	1618			
		T	3768	0	0	0	0	0	0	0	0	0	0	3768			
XVII	CONGENITAL MALFORMATIONS, DEFORMATIONS AND CHROMOSOMAL ABNORMALITIES (Q00-Q99)	M	22	7	3	5	3	5	8	10	6	7	0	76			
		F	21	2	2	2	1	3	4	2	2	2	0	41			
		T	43	9	5	7	4	8	12	12	8	9	0	117			
XVIII	SYMPTOMS, SIGNS AND ABNORMAL CLINICAL AND LABORATORY FINDINGS N.E.C. (R00-R99)	M	75	76	89	249	419	543	777	785	335	634	0	3982			
		F	54	61	60	236	263	264	336	376	183	387	0	2220			
		T	129	137	149	485	682	807	1113	1161	518	1021	0	6202			
XIX	INJURY, POISONING AND CERTAIN OTHER CONSEQUENCES OF EXTERNAL CAUSES (S00-T98)	M	1	19	55	375	721	794	442	283	56	102	0	2848			
		F	3	10	46	492	709	320	155	90	36	75	0	1936			
		T	4	29	101	867	1430	1114	597	373	92	177	0	4784			
	ALL CAUSES	M	2696	1581	1052	1859	3701	5559	8094	8244	3322	5873	0	41981			
		F	2030	1169	868	2008	2638	2785	3691	3974	1694	3604	0	24461			
		T	4726	2750	1920	3867	6339	8344	11785	12218	5016	9477	0	66442			

**TABLE 7.2 :MEDICALLY CERTIFIED DEATHS BY AGE, SEX AND MAJOR CAUSE GROUPS
(BASED UPON TENTH REVISION OF ICD) DURING 2011**

ASSAM

Major Group No.	CAUSE OF DEATH	Sex	AGE GROUPS												N.S.	TOTAL
			<1	1-4	5-14	15-24	25-34	35-44	45-54	55-64	65-69	70+				
1	2	3	4	5	6	7	8	9	10	11	12	13	14	15		
I	CERTAIN INFECTIOUS AND PARASITIC DISEASES (A00-B99)	M	14	178	299	221	207	178	223	301	213	274	71	2179		
		F	7	78	180	78	55	90	126	134	94	95	29	966		
		T	21	256	479	299	262	268	349	435	307	369	100	3145		
II	NEOPLASMS (C00-D48)	M	0	0	0	0	107	185	276	386	226	86	159	1425		
		F	0	0	0	22	71	120	148	188	132	31	83	795		
		T	0	0	0	22	178	305	424	574	358	117	242	2220		
III	DISEASES OF BLOOD & BLOOD FORMING ORGANS & CERTAIN DISORDERS INVOLVING THE IMMUNE MECHANISM (D50-D89)	M	0	0	0	0	0	26	76	82	17	0	0	201		
		F	0	0	0	0	0	20	42	64	6	0	0	132		
		T	0	0	0	0	0	46	118	146	23	0	0	333		
IV	ENDOCRINE, NUTRITIONAL AND METABOLIC DISEASES (E00-E89)	M	0	0	26	19	33	22	81	90	77	18	46	412		
		F	0	0	12	7	19	26	46	46	27	10	22	215		
		T	0	0	38	26	52	48	127	136	104	28	68	627		
V	MENTAL AND BEHAVIOURAL DISORDERS (F01-F99)	M	0	0	0	0	42	72	86	44	0	0	0	244		
		F	0	0	0	0	12	13	10	2	0	0	0	37		
		T	0	0	0	0	54	85	96	46	0	0	0	281		
VI	DISEASES OF THE NERVOUS SYSTEM (G00-G98)	M	0	12	30	49	140	95	130	32	0	0	0	488		
		F	0	19	19	29	76	21	112	12	0	0	0	288		
		T	0	31	49	78	216	116	242	44	0	0	0	776		
VII	DISEASES OF THE EYE AND ADNEXA (H00-H59)	M	0	0	0	0	0	0	0	0	0	0	0	0		
		F	0	0	0	0	0	0	0	0	0	0	0	0		
		T	0	0	0	0	0	0	0	0	0	0	0	0		
VIII	DISEASES OF THE EAR AND MASTOID PROCESS (H60-H95)	M	0	0	0	0	0	0	0	0	0	0	0	0		
		F	0	0	0	0	0	0	0	0	0	0	0	0		
		T	0	0	0	0	0	0	0	0	0	0	0	0		
IX	DISEASES OF THE CIRCULATORY SYSTEM (I00-I99)	M	0	0	0	0	0	21	68	190	208	157	86	730		
		F	0	0	0	6	0	7	114	81	224	61	91	584		
		T	0	0	0	6	0	28	182	271	432	218	177	1314		
X	DISEASES OF THE RESPIRATORY SYSTEM (J00-J98)	M	0	2	15	42	116	200	208	325	333	140	77	1458		
		F	0	1	6	23	26	86	121	182	133	88	29	695		
		T	0	3	21	65	142	286	329	507	466	228	106	2153		
XI	DISEASES OF THE DIGESTIVE SYSTEM (K00-K92)	M	0	0	0	0	15	38	111	269	330	0	72	835		
		F	0	0	0	0	12	15	65	129	130	0	60	411		
		T	0	0	0	0	27	53	176	398	460	0	132	1246		
XII	DISEASES OF THE SKIN AND SUBCUTANEOUS TISSUE (L00-L98)	M	0	0	0	0	0	0	0	0	0	0	0	0		
		F	0	0	0	0	0	0	0	0	0	0	0	0		
		T	0	0	0	0	0	0	0	0	0	0	0	0		
XIII	DISEASES OF THE MUSCULOSKELETAL SYSTEM AND CONNECTIVE TISSUE (M00-M99)	M	0	0	0	0	0	0	0	0	0	0	0	0		
		F	0	0	0	0	0	0	0	0	0	0	0	0		
		T	0	0	0	0	0	0	0	0	0	0	0	0		
XIV	DISEASES OF THE GENITOURINARY SYSTEM (N00-N99)	M	0	0	0	0	27	39	44	72	61	0	0	243		
		F	0	0	0	0	10	11	15	26	42	0	0	104		
		T	0	0	0	0	37	50	59	98	103	0	0	347		
XV	PREGNANCY, CHILDBIRTH AND THE PUERPERIUM (O00-O99)	F	0	0	0	87	129	98	48	0	0	0	0	362		
		T	0	0	0	87	129	98	48	0	0	0	0	362		
XVI	CERTAIN CONDITIONS ORIGINATING IN THE PERINATAL PERIOD (P00-P96)	M	636	0	0	0	0	0	0	0	0	0	0	636		
		F	710	0	0	0	0	0	0	0	0	0	0	710		
		T	1346	0	0	0	0	0	0	0	0	0	0	1346		
XVII	CONGENITAL MALFORMATIONS, DEFORMATIONS AND CHROMOSOMAL ABNORMALITIES (Q00-Q99)	M	0	0	0	0	0	0	0	0	0	0	0	0		
		F	0	0	0	0	0	0	0	0	0	0	0	0		
		T	0	0	0	0	0	0	0	0	0	0	0	0		
XVIII	SYMPTOMS, SIGNS AND ABNORMAL CLINICAL AND LABORATORY FINDINGS N.E.C. (R00-R99)	M	0	0	0	0	0	0	0	0	0	0	0	0		
		F	0	0	0	0	0	0	0	0	0	0	0	0		
		T	0	0	0	0	0	0	0	0	0	0	0	0		
XIX	INJURY, POISONING AND CERTAIN OTHER CONSEQUENCES OF EXTERNAL CAUSES (S00-T98)	M	0	17	51	199	246	373	232	142	71	0	0	1331		
		F	0	15	38	104	145	169	117	62	29	0	0	679		
		T	0	32	89	303	391	542	349	204	100	0	0	2010		
ALL CAUSES		M	650	209	421	530	933	1249	1535	1933	1536	675	511	10182		
		F	717	113	255	356	555	676	964	926	817	285	314	5978		
		T	1367	322	676	886	1488	1925	2499	2859	2353	960	825	16160		

**TABLE 7.3 :MEDICALLY CERTIFIED DEATHS BY AGE, SEX AND MAJOR CAUSE GROUPS
(BASED UPON TENTH REVISION OF ICD) DURING 2011**

ANDAMAN & NICOBAR ISLANDS

Major Group No.	CAUSE OF DEATH	Sex	AGE GROUPS											N.S.	TOTAL
			<1	1-4	5-14	15-24	25-34	35-44	45-54	55-64	65-69	70+			
1	2	3	4	5	6	7	8	9	10	11	12	13	14	15	
I	CERTAIN INFECTIOUS AND PARASITIC DISEASES (A00-B99)	M	3	1	4	6	8	9	8	5	5	5	0	54	
		F	2	1	2	12	6	4	4	2	0	4	1	38	
		T	5	2	6	18	14	13	12	7	5	9	1	92	
II	NEOPLASMS (C00-D48)	M	0	0	0	0	2	0	2	1	0	3	0	8	
		F	0	0	0	0	1	0	3	2	1	1	0	8	
		T	0	0	0	0	3	0	5	3	1	4	0	16	
III	DISEASES OF BLOOD & BLOOD FORMING ORGANS & CERTAIN DISORDERS INVOLVING THE IMMUNE MECHANISM (D50-D89)	M	0	0	1	0	1	6	1	3	1	4	0	17	
		F	0	0	1	4	0	3	2	4	1	1	0	16	
		T	0	0	2	4	1	9	3	7	2	5	0	33	
IV	ENDOCRINE, NUTRITIONAL AND METABOLICDISEASES (E00-E89)	M	0	0	0	0	2	5	7	11	6	9	0	40	
		F	0	0	0	0	1	3	4	9	3	10	0	30	
		T	0	0	0	0	3	8	11	20	9	19	0	70	
V	MENTAL AND BEHAVIOURAL DISORDERS (F01-F99)	M	0	0	0	1	1	4	6	2	0	0	0	14	
		F	0	0	0	0	0	0	0	0	0	1	0	1	
		T	0	0	0	1	1	4	6	2	0	1	0	15	
VI	DISEASES OF THE NERVOUS SYSTEM (G00-G98)	M	1	1	0	0	3	4	10	6	3	5	0	33	
		F	1	0	0	1	0	1	0	1	0	1	0	5	
		T	2	1	0	1	3	5	10	7	3	6	0	38	
VII	DISEASES OF THE EYE AND ADNEXA (H00-H59)	M	0	0	0	0	0	0	0	0	0	0	0	0	
		F	0	0	0	0	1	0	0	0	0	0	0	1	
		T	0	0	0	0	1	0	0	0	0	0	0	1	
VIII	DISEASES OF THE EAR AND MASTOID PROCESS (H60-H95)	M	0	0	0	0	0	0	0	0	0	0	0	0	
		F	0	0	0	0	0	0	0	0	0	0	0	0	
		T	0	0	0	0	0	0	0	0	0	0	0	0	
IX	DISEASES OF THE CIRCULATORY SYSTEM (I00-I99)	M	2	1	2	6	11	20	25	41	26	42	2	178	
		F	3	0	0	1	3	3	13	19	6	24	3	75	
		T	5	1	2	7	14	23	38	60	32	66	5	253	
X	DISEASES OF THE RESPIRATORY SYSTEM (J00-J98)	M	8	1	1	1	5	3	5	7	1	8	0	40	
		F	5	0	0	2	1	1	1	5	0	5	0	20	
		T	13	1	1	3	6	4	6	12	1	13	0	60	
XI	DISEASES OF THE DIGESTIVE SYSTEM (K00-K92)	M	1	1	0	0	3	11	15	7	1	2	0	41	
		F	1	0	0	0	0	1	3	4	0	1	0	10	
		T	2	1	0	0	3	12	18	11	1	3	0	51	
XII	DISEASES OF THE SKIN AND SUBCUTANEOUS TISSUE (L00-L98)	M	0	0	0	0	0	1	0	0	0	1	0	2	
		F	0	0	0	0	0	0	0	0	0	0	0	0	
		T	0	0	0	0	0	1	0	0	0	1	0	2	
XIII	DISEASES OF THE MUSCULOSKELETAL SYSTEM AND CONNECTIVE TISSUE (M00-M99)	M	0	0	0	0	0	0	0	0	0	0	0	0	
		F	0	0	0	0	0	0	0	0	0	0	0	0	
		T	0	0	0	0	0	0	0	0	0	0	0	0	
XIV	DISEASES OF THE GENITOURINARY SYSTEM (N00-N99)	M	0	0	0	2	4	6	3	7	1	7	0	30	
		F	1	0	0	0	3	1	4	2	0	0	0	11	
		T	1	0	0	2	7	7	7	9	1	7	0	41	
XV	PREGNANCY, CHILDBIRTH AND THE PUERPERIUM (O00-O99)	F	0	0	0	1	0	1	0	0	0	0	0	2	
		T	0	0	0	1	0	1	0	0	0	0	0	2	
XVI	CERTAIN CONDITIONS ORIGINATING IN THE PERINATAL PERIOD (P00-P96)	M	25	0	0	0	0	0	0	0	0	0	0	25	
		F	21	0	0	0	0	0	0	0	0	0	0	21	
		T	46	0	0	0	0	0	0	0	0	0	0	46	
XVII	CONGENITAL MALFORMATIONS, DEFORMATIONS AND CHROMOSOMAL ABNORMALITIES (Q00-Q99)	M	1	0	0	0	0	0	0	0	0	0	0	1	
		F	0	0	0	0	0	0	0	0	0	0	0	0	
		T	1	0	0	0	0	0	0	0	0	0	0	1	
XVIII	SYMPTOMS, SIGNS AND ABNORMAL CLINICAL AND LABORATORY FINDINGS N.E.C. (R00-R99)	M	0	0	0	0	2	0	3	0	1	0	0	6	
		F	1	0	0	0	1	0	0	1	2	2	0	7	
		T	1	0	0	0	3	0	3	1	3	2	0	13	
XIX	INJURY, POISONING AND CERTAIN OTHER CONSEQUENCES OF EXTERNAL CAUSES (S00-T98)	M	0	0	1	0	8	1	3	3	0	0	0	16	
		F	0	0	2	6	4	3	0	0	0	0	0	15	
		T	0	0	3	6	12	4	3	3	0	0	0	31	
ALL CAUSES		M	41	5	9	16	50	70	88	93	45	86	2	505	
		F	35	1	5	27	21	21	34	49	13	50	4	260	
		T	76	6	14	43	71	91	122	142	58	136	6	765	

**TABLE 7.4 :MEDICALLY CERTIFIED DEATHS BY AGE, SEX AND MAJOR CAUSE GROUPS
(BASED UPON TENTH REVISION OF ICD) DURING 2011**

Arunachal Pradesh

Major Group No.	CAUSE OF DEATH	Sex	AGE GROUPS												N.S.	TOTAL
			<1	1-4	5-14	15-24	25-34	35-44	45-54	55-64	65-69	70+				
1	2	3	4	5	6	7	8	9	10	11	12	13	14	15		
I	CERTAIN INFECTIOUS AND PARASITIC DISEASES (A00-B99)	M	1	1	2	9	13	16	14	9	4	1	0	70		
		F	0	2	1	8	8	5	3	2	1	1	0	31		
		T	1	3	3	17	21	21	17	11	5	2	0	101		
II	NEOPLASMS (C00-D48)	M	0	0	0	0	4	9	10	8	2	1	0	34		
		F	0	0	0	0	1	5	6	2	1	0	0	15		
		T	0	0	0	0	5	14	16	10	3	1	0	49		
III	DISEASES OF BLOOD & BLOOD FORMING ORGANS & CERTAIN DISORDERS INVOLVING THE IMMUNE MECHANISM (D50-D89)	M	0	0	0	0	1	0	0	0	0	0	0	1		
		F	0	0	1	0	3	9	2	1	0	1	0	17		
		T	0	0	1	0	4	9	2	1	0	1	0	18		
IV	ENDOCRINE, NUTRITIONAL AND METABOLIC DISEASES (E00-E89)	M	0	0	0	0	2	6	8	4	2	4	0	26		
		F	0	0	0	0	1	0	1	1	0	0	0	3		
		T	0	0	0	0	3	6	9	5	2	4	0	29		
V	MENTAL AND BEHAVIOURAL DISORDERS (F01-F99)	M	0	0	0	0	0	0	0	0	0	0	0	0		
		F	0	0	0	0	0	0	0	0	0	0	0	0		
		T	0	0	0	0	0	0	0	0	0	0	0	0		
VI	DISEASES OF THE NERVOUS SYSTEM (G00-G98)	M	0	0	0	1	1	2	5	0	0	0	0	9		
		F	0	0	0	1	0	1	1	0	0	0	0	3		
		T	0	0	0	2	1	3	6	0	0	0	0	12		
VII	DISEASES OF THE EYE AND ADNEXA (H00-H59)	M	0	0	0	0	0	0	0	0	0	0	0	0		
		F	0	0	0	0	0	0	0	0	0	0	0	0		
		T	0	0	0	0	0	0	0	0	0	0	0	0		
VIII	DISEASES OF THE EAR AND MASTOID PROCESS (H60-H95)	M	0	0	0	0	0	0	0	0	0	0	0	0		
		F	0	0	0	0	0	0	0	0	0	0	0	0		
		T	0	0	0	0	0	0	0	0	0	0	0	0		
IX	DISEASES OF THE CIRCULATORY SYSTEM (I00-I99)	M	0	0	1	0	5	18	22	21	10	10	0	87		
		F	1	0	3	1	1	1	10	6	8	3	0	34		
		T	1	0	4	1	6	19	32	27	18	13	0	121		
X	DISEASES OF THE RESPIRATORY SYSTEM (J00-J98)	M	0	3	2	4	0	8	7	4	0	1	0	29		
		F	1	2	0	1	1	2	0	3	0	0	0	10		
		T	1	5	2	5	1	10	7	7	0	1	0	39		
XI	DISEASES OF THE DIGESTIVE SYSTEM (K00-K92)	M	0	0	0	1	12	18	17	4	1	5	0	58		
		F	0	0	0	0	2	7	8	3	1	0	0	21		
		T	0	0	0	1	14	25	25	7	2	5	0	79		
XII	DISEASES OF THE SKIN AND SUBCUTANEOUS TISSUE (L00-L98)	M	0	0	0	0	0	0	0	0	0	0	0	0		
		F	0	0	0	0	0	0	0	0	0	0	0	0		
		T	0	0	0	0	0	0	0	0	0	0	0	0		
XIII	DISEASES OF THE MUSCULOSKELETAL SYSTEM AND CONNECTIVE TISSUE (M00-M99)	M	0	0	0	0	0	0	0	0	0	0	0	0		
		F	0	0	0	0	0	0	0	0	0	0	0	0		
		T	0	0	0	0	0	0	0	0	0	0	0	0		
XIV	DISEASES OF THE GENITOURINARY SYSTEM (N00-N99)	M	0	0	0	0	0	0	0	0	0	0	0	0		
		F	0	0	0	0	0	0	0	0	0	0	0	0		
		T	0	0	0	0	0	0	0	0	0	0	0	0		
XV	PREGNANCY, CHILDBIRTH AND THE PUERPERIUM (O00-O99)	F	0	0	0	0	0	1	0	0	0	0	0	1		
		T	0	0	0	0	0	1	0	0	0	0	0	1		
XVI	CERTAIN CONDITIONS ORIGINATING IN THE PERINATAL PERIOD (P00-P96)	M	31	0	0	0	0	0	0	0	0	0	0	31		
		F	8	0	0	0	0	0	0	0	0	0	0	8		
		T	39	0	0	0	0	0	0	0	0	0	0	39		
XVII	CONGENITAL MALFORMATIONS, DEFORMATIONS AND CHROMOSOMAL ABNORMALITIES (Q00-Q99)	M	0	0	0	0	0	0	0	0	0	0	0	0		
		F	0	0	0	0	0	0	0	0	0	0	0	0		
		T	0	0	0	0	0	0	0	0	0	0	0	0		
XVIII	SYMPTOMS, SIGNS AND ABNORMAL CLINICAL AND LABORATORY FINDINGS N.E.C. (R00-R99)	M	0	0	0	0	0	0	1	0	1	7	0	9		
		F	0	0	0	0	0	0	0	0	0	3	0	3		
		T	0	0	0	0	0	0	1	0	1	10	0	12		
XIX	INJURY, POISONING AND CERTAIN OTHER CONSEQUENCES OF EXTERNAL CAUSES (S00-T98)	M	0	0	0	0	3	0	2	0	0	0	0	5		
		F	0	0	0	1	0	1	0	0	0	0	0	2		
		T	0	0	0	1	3	1	2	0	0	0	0	7		
ALL CAUSES		M	32	4	5	15	41	77	86	50	20	29	0	359		
		F	10	4	5	12	17	32	31	18	11	8	0	148		
		T	42	8	10	27	58	109	117	68	31	37	0	507		

**TABLE 7.5:MEDICALLY CERTIFIED DEATHS BY AGE, SEX AND MAJOR CAUSE GROUPS
(BASED UPON TENTH REVISION OF ICD) DURING 2009**

BIHAR

Major Group No.	CAUSE OF DEATH	Sex	AGE GROUPS											N.S.	TOTAL
			<1	1-4	5-14	15-24	25-34	35-44	45-54	55-64	65-69	70+			
1	2	3	4	5	6	7	8	9	10	11	12	13	14	15	
I	CERTAIN INFECTIOUS AND PARASITIC DISEASES (A00-B99)	M	49	59	105	122	122	122	90	53	17	0	0	739	
		F	56	68	125	152	116	113	118	55	10	1	0	814	
		T	105	127	230	274	238	235	208	108	27	1	0	1553	
II	NEOPLASMS (C00-D48)	M	0	19	14	11	3	9	3	0	0	0	0	59	
		F	0	0	0	18	27	19	12	6	0	0	0	82	
		T	0	19	14	29	30	28	15	6	0	0	0	141	
III	DISEASES OF BLOOD & BLOOD FORMING ORGANS & CERTAIN DISORDERS INVOLVING THE IMMUNE MECHANISM (D50-D89)	M	5	9	3	14	17	22	9	0	0	0	0	79	
		F	7	6	2	11	13	19	5	0	0	0	0	63	
		T	12	15	5	25	30	41	14	0	0	0	0	142	
IV	ENDOCRINE, NUTRITIONAL AND METABOLIC DISEASES (E00-E89)	M	0	0	0	0	4	7	3	11	5	0	0	30	
		F	0	0	0	0	1	9	12	18	9	2	0	51	
		T	0	0	0	0	5	16	15	29	14	2	0	81	
V	MENTAL AND BEHAVIOURAL DISORDERS (F01-F99)	M	0	0	0	0	3	7	9	1	0	0	0	20	
		F	0	0	0	0	9	12	2	1	0	0	0	24	
		T	0	0	0	0	12	19	11	2	0	0	0	44	
VI	DISEASES OF THE NERVOUS SYSTEM (G00-G98)	M	16	21	9	12	30	61	37	14	13	17	0	230	
		F	18	24	6	20	25	20	38	19	2	9	0	181	
		T	34	45	15	32	55	81	75	33	15	26	0	411	
VII	DISEASES OF THE EYE AND ADNEXA (H00-H59)	M	0	0	0	0	0	0	0	0	0	0	0	0	
		F	0	0	0	0	0	0	0	0	0	0	0	0	
		T	0	0	0	0	0	0	0	0	0	0	0	0	
VIII	DISEASES OF THE EAR AND MASTOID PROCESS (H60-H95)	M	0	0	0	0	0	0	0	0	0	0	0	0	
		F	0	0	0	0	0	0	0	0	0	0	0	0	
		T	0	0	0	0	0	0	0	0	0	0	0	0	
IX	DISEASES OF THE CIRCULATORY SYSTEM (I00-199)	M	6	12	32	104	98	118	141	107	136	26	0	780	
		F	9	18	25	112	131	110	108	137	96	47	0	793	
		T	15	30	57	216	229	228	249	244	232	73	0	1573	
X	DISEASES OF THE RESPIRATORY SYSTEM (J00-J98)	M	172	32	23	15	46	20	7	7	3	0	0	325	
		F	170	27	40	15	16	28	9	4	0	0	0	309	
		T	342	59	63	30	62	48	16	11	3	0	0	634	
XI	DISEASES OF THE DIGESTIVE SYSTEM (K00-K92)	M	7	21	32	33	62	47	47	35	38	9	0	331	
		F	9	14	39	24	24	38	23	13	17	9	0	210	
		T	16	35	71	57	86	85	70	48	55	18	0	541	
XII	DISEASES OF THE SKIN AND SUBCUTANEOUS TISSUE (L00-L98)	M	0	0	0	0	0	0	0	0	0	0	0	0	
		F	0	0	0	0	0	0	0	0	0	0	0	0	
		T	0	0	0	0	0	0	0	0	0	0	0	0	
XIII	DISEASES OF THE MUSCULOSKELETAL SYSTEM AND CONNECTIVE TISSUE (M00-M99)	M	0	0	0	0	0	0	0	0	0	0	0	0	
		F	0	0	0	0	0	0	0	0	0	0	0	0	
		T	0	0	0	0	0	0	0	0	0	0	0	0	
XIV	DISEASES OF THE GENITOURINARY SYSTEM (N00-N99)	M	0	0	7	34	51	71	32	61	17	0	0	273	
		F	0	0	19	43	32	35	37	34	26	0	0	226	
		T	0	0	26	77	83	106	69	95	43	0	0	499	
XV	PREGNANCY, CHILDBIRTH AND THE PUERPERIUM (O00-O99)	F	0	0	0	80	155	135	12	0	0	0	0	382	
		T	0	0	0	80	155	135	12	0	0	0	0	382	
XVI	CERTAIN CONDITIONS ORIGINATING IN THE PERINATAL PERIOD (P00-P96)	M	278	0	0	0	0	0	0	0	0	0	0	278	
		F	302	0	0	0	0	0	0	0	0	0	0	302	
		T	580	0	0	0	0	0	0	0	0	0	0	580	
XVII	CONGENITAL MALFORMATIONS, DEFORMATIONS AND CHROMOSOMAL ABNORMALITIES (Q00-Q99)	M	3	0	0	0	0	0	0	0	0	0	0	3	
		F	5	0	0	0	0	0	0	0	0	0	0	5	
		T	8	0	0	0	0	0	0	0	0	0	0	8	
XVIII	SYMPTOMS, SIGNS AND ABNORMAL CLINICAL AND LABORATORY FINDINGS N.E.C. (R00-R99)	M	0	3	19	23	34	22	39	8	21	19	0	188	
		F	0	8	13	46	17	25	16	4	16	5	0	150	
		T	0	11	32	69	51	47	55	12	37	24	0	338	
XIX	INJURY, POISONING AND CERTAIN OTHER CONSEQUENCES OF EXTERNAL CAUSES (S00-T98)	M	0	0	9	49	52	70	34	34	5	0	0	253	
		F	0	0	32	37	37	48	31	29	35	0	0	249	
		T	0	0	41	86	89	118	65	63	40	0	0	502	
ALL CAUSES		M	536	176	253	417	522	576	451	331	255	71	0	3588	
		F	576	165	301	558	603	611	423	320	211	73	0	3841	
		T	1112	341	554	975	1125	1187	874	651	466	144	0	7429	

**TABLE 7.6 :MEDICALLY CERTIFIED DEATHS BY AGE, SEX AND MAJOR CAUSE GROUPS
(BASED UPON TENTH REVISION OF ICD) DURING 2011**

CHANDIGARH

Major Group No.	CAUSE OF DEATH	Sex	AGE GROUPS												N.S.	TOTAL
			<1	1-4	5-14	15-24	25-34	35-44	45-54	55-64	65-69	70+				
1	2	3	4	5	6	7	8	9	10	11	12	13	14	15		
I	CERTAIN INFECTIOUS AND PARASITIC DISEASES (A00-B99)	M	86	62	50	55	43	60	60	70	16	26	563	1091		
		F	51	38	23	31	37	50	43	37	14	28	385	737		
		T	137	100	73	86	80	110	103	107	30	54	948	1828		
II	NEOPLASMS (C00-D48)	M	5	9	21	12	18	16	48	50	20	30	244	473		
		F	5	4	11	7	14	21	31	28	26	9	171	327		
		T	10	13	32	19	32	37	79	78	46	39	415	800		
III	DISEASES OF BLOOD & BLOOD FORMING ORGANS & CERTAIN DISORDERS INVOLVING THE IMMUNE MECHANISM (D50-D89)	M	9	4	5	6	2	8	6	2	4	1	50	97		
		F	1	1	2	3	3	8	8	0	2	1	32	61		
		T	10	5	7	9	5	16	14	2	6	2	82	158		
IV	ENDOCRINE, NUTRITIONAL AND METABOLIC DISEASES (E00-E89)	M	10	3	1	3	5	15	50	49	26	36	213	411		
		F	2	3	2	5	6	12	44	22	23	23	155	297		
		T	12	6	3	8	11	27	94	71	49	59	368	708		
V	MENTAL AND BEHAVIOURAL DISORDERS (F01-F99)	M	2	1	0	1	5	4	5	12	1	5	38	74		
		F	1	3	2	0	4	3	2	12	0	2	32	61		
		T	3	4	2	1	9	7	7	24	1	7	70	135		
VI	DISEASES OF THE NERVOUS SYSTEM (G00-G98)	M	29	20	26	16	19	13	20	21	7	20	204	395		
		F	16	16	10	14	14	9	15	8	7	14	135	258		
		T	45	36	36	30	33	22	35	29	14	34	339	653		
VII	DISEASES OF THE EYE AND ADNEXA (H00-H59)	M	0	0	0	0	0	0	0	0	0	0	0	0		
		F	0	0	0	0	0	0	0	0	0	0	0	0		
		T	0	0	0	0	0	0	0	0	0	0	0	0		
VIII	DISEASES OF THE EAR AND MASTOID PROCESS (H60-H95)	M	0	0	0	0	0	0	0	0	0	1	1	2		
		F	0	0	0	0	0	0	0	0	0	0	0	0		
		T	0	0	0	0	0	0	0	0	0	1	1	2		
IX	DISEASES OF THE CIRCULATORY SYSTEM (I00-I99)	M	26	10	16	31	27	84	130	130	68	159	726	1407		
		F	21	14	8	33	34	37	55	91	39	94	466	892		
		T	47	24	24	64	61	121	185	221	107	253	1192	2299		
X	DISEASES OF THE RESPIRATORY SYSTEM (J00-J98)	M	98	23	19	20	26	34	55	65	20	82	473	915		
		F	52	14	17	21	32	38	23	26	11	38	298	570		
		T	150	37	36	41	58	72	78	91	31	120	771	1485		
XI	DISEASES OF THE DIGESTIVE SYSTEM (K00-K92)	M	44	12	19	25	52	109	98	91	19	52	558	1079		
		F	7	10	11	13	23	45	27	25	12	35	228	436		
		T	51	22	30	38	75	154	125	116	31	87	786	1515		
XII	DISEASES OF THE SKIN AND SUBCUTANEOUS TISSUE (L00-L98)	M	12	9	8	0	1	5	3	1	0	2	44	85		
		F	5	1	0	1	2	1	0	0	2	1	14	27		
		T	17	10	8	1	3	6	3	1	2	3	58	112		
XIII	DISEASES OF THE MUSCULOSKELETAL SYSTEM AND CONNECTIVE TISSUE (M00-M99)	M	9	5	5	3	6	8	6	7	4	1	58	112		
		F	4	1	1	6	4	6	5	8	2	4	44	85		
		T	13	6	6	9	10	14	11	15	6	5	102	197		
XIV	DISEASES OF THE GENITOURINARY SYSTEM (N00-N99)	M	0	0	0	0	0	0	0	0	0	0	0	0		
		F	25	7	14	17	22	45	51	51	24	51	336	643		
		T	25	7	14	17	22	45	51	51	24	51	336	643		
XV	PREGNANCY, CHILDBIRTH AND THE PUERPERIUM (O00-O99)	F	0	0	0	89	33	5	1	1	0	0	141	270		
		T	0	0	0	89	33	5	1	1	0	0	141	270		
XVI	CERTAIN CONDITIONS ORIGINATING IN THE PERINATAL PERIOD (P00-P96)	M	1198	0	0	0	0	0	0	0	0	0	0	1198		
		F	589	0	0	0	0	0	0	0	0	0	0	589		
		T	1787	0	0	0	0	0	0	0	0	0	0	1787		
XVII	CONGENITAL MALFORMATIONS, DEFORMATIONS AND CHROMOSOMAL ABNORMALITIES (Q00-Q99)	M	109	46	12	6	2	3	3	3	0	0	196	380		
		F	93	17	8	1	1	4	0	1	0	0	137	262		
		T	202	63	20	7	3	7	3	4	0	0	333	642		
XVIII	SYMPTOMS, SIGNS AND ABNORMAL CLINICAL AND LABORATORY FINDINGS N.E.C. (R00-R99)	M	41	7	8	21	23	20	38	27	8	17	224	434		
		F	16	10	7	20	14	13	16	7	7	17	139	266		
		T	57	17	15	41	37	33	54	34	15	34	363	700		
XIX	INJURY, POISONING AND CERTAIN OTHER CONSEQUENCES OF EXTERNAL CAUSES (S00-T98)	M	11	17	19	121	125	102	74	53	12	29	602	1165		
		F	1	10	14	61	99	41	16	31	6	14	321	614		
		T	12	27	33	182	224	143	90	84	18	43	923	1779		
ALL CAUSES		M	1689	228	209	320	354	481	596	581	205	461	4194	9318		
		F	889	149	130	322	342	338	337	348	175	331	3034	6395		
		T	2578	377	339	642	696	819	933	929	380	792	7228	15713		

**TABLE 7.7 :MEDICALLY CERTIFIED DEATHS BY AGE, SEX AND MAJOR CAUSE GROUPS
(BASED UPON TENTH REVISION OF ICD) DURING 2011**

CHHATISGARH

Major Group No.	CAUSE OF DEATH	Sex	AGE GROUPS												N.S.	TOTAL
			<1	1-4	5-14	15-24	25-34	35-44	45-54	55-64	65-69	70+				
			1	2	3	4	5	6	7	8	9	10	11	12		
I	CERTAIN INFECTIOUS AND PARASITIC DISEASES (A00-B99)	M	71	30	47	66	97	107	108	105	37	80	84	832		
		F	47	23	48	85	67	61	52	49	26	44	34	536		
		T	118	53	95	151	164	168	160	154	63	124	118	1368		
II	NEOPLASMS (C00-D48)	M	2	0	3	9	8	14	33	26	11	27	6	139		
		F	3	1	0	3	4	16	21	24	17	14	8	111		
		T	5	1	3	12	12	30	54	50	28	41	14	250		
III	DISEASES OF BLOOD & BLOOD FORMING ORGANS & CERTAIN DISORDERS INVOLVING THE IMMUNE MECHANISM (D50-D89)	M	20	13	21	36	21	34	31	31	14	37	33	291		
		F	20	16	29	62	48	33	22	19	4	17	18	288		
		T	40	29	50	98	69	67	53	50	18	54	51	579		
IV	ENDOCRINE, NUTRITIONAL AND METABOLIC DISEASES (E00-E89)	M	5	1	6	7	14	22	47	62	34	53	23	274		
		F	4	1	5	6	4	4	19	50	19	32	14	158		
		T	9	2	11	13	18	26	66	112	53	85	37	432		
V	MENTAL AND BEHAVIOURAL DISORDERS (F01-F99)	M	0	0	0	2	1	1	1	1	0	2	2	10		
		F	0	0	0	0	0	1	0	1	0	1	0	3		
		T	0	0	0	2	1	2	1	2	0	3	2	13		
VI	DISEASES OF THE NERVOUS SYSTEM (G00-G98)	M	11	5	10	15	14	16	29	25	6	20	20	171		
		F	8	8	10	12	10	9	18	14	14	20	11	134		
		T	19	13	20	27	24	25	47	39	20	40	31	305		
VII	DISEASES OF THE EYE AND ADNEXA (H00-H59)	M	0	0	0	0	0	2	0	0	0	0	0	2		
		F	0	0	0	0	1	1	0	0	0	0	0	2		
		T	0	0	0	0	1	3	0	0	0	0	0	4		
VIII	DISEASES OF THE EAR AND MASTOID PROCESS (H60-H95)	M	0	0	0	1	0	1	0	1	0	1	0	4		
		F	0	0	0	0	1	0	0	1	0	1	0	3		
		T	0	0	0	1	1	1	0	2	0	2	0	7		
IX	DISEASES OF THE CIRCULATORY SYSTEM (I00-I99)	M	25	15	15	32	69	94	164	219	110	252	98	1093		
		F	27	7	11	36	33	53	104	128	51	135	52	637		
		T	52	22	26	68	102	147	268	347	161	387	150	1730		
X	DISEASES OF THE RESPIRATORY SYSTEM (J00-J98)	M	25	7	13	27	30	48	45	82	47	128	54	506		
		F	36	11	10	13	35	19	30	35	14	68	25	296		
		T	61	18	23	40	65	67	75	117	61	196	79	802		
XI	DISEASES OF THE DIGESTIVE SYSTEM (K00-K92)	M	5	4	4	8	26	61	79	61	18	24	19	309		
		F	5	2	2	7	2	12	15	17	11	14	6	93		
		T	10	6	6	15	28	73	94	78	29	38	25	402		
XII	DISEASES OF THE SKIN AND SUBCUTANEOUS TISSUE (L00-L98)	M	0	1	1	0	1	0	4	0	2	3	1	13		
		F	0	0	0	1	0	1	1	1	1	0	0	5		
		T	0	1	1	1	1	1	5	1	3	3	1	18		
XIII	DISEASES OF THE MUSCULOSKELETAL SYSTEM AND CONNECTIVE TISSUE (M00-M99)	M	1	0	0	1	0	0	1	1	2	1	0	7		
		F	1	0	0	0	1	0	1	0	0	1	1	5		
		T	2	0	0	1	1	0	2	1	2	2	1	12		
XIV	DISEASES OF THE GENITOURINARY SYSTEM (N00-N99)	M	3	4	2	4	15	11	34	22	15	14	6	130		
		F	3	1	8	10	11	22	28	12	12	21	5	133		
		T	6	5	10	14	26	33	62	34	27	35	11	263		
XV	PREGNANCY, CHILDBIRTH AND THE PUERPERIUM (O00-O99)	F	0	0	0	39	38	17	4	0	0	0	0	98		
		T	0	0	0	39	38	17	4	0	0	0	0	98		
XVI	CERTAIN CONDITIONS ORIGINATING IN THE PERINATAL PERIOD (P00-P96)	M	850	0	0	0	0	0	0	0	0	0	0	850		
		F	593	0	0	0	0	0	0	0	0	0	0	593		
		T	1443	0	0	0	0	0	0	0	0	0	0	1443		
XVII	CONGENITAL MALFORMATIONS, DEFORMATIONS AND CHROMOSOMAL ABNORMALITIES (Q00-Q99)	M	5	1	0	0	1	3	7	1	1	4	2	25		
		F	3	0	0	0	1	1	0	1	0	4	1	11		
		T	8	1	0	0	2	4	7	2	1	8	3	36		
XVIII	SYMPTOMS, SIGNS AND ABNORMAL CLINICAL AND LABORATORY FINDINGS N.E.C. (R00-R99)	M	37	15	13	35	52	66	95	82	39	66	57	557		
		F	17	16	15	40	44	42	53	62	25	62	44	420		
		T	54	31	28	75	96	108	148	144	64	128	101	977		
XIX	INJURY, POISONING AND CERTAIN OTHER CONSEQUENCES OF EXTERNAL CAUSES (S00-T98)	M	10	7	10	64	86	79	50	37	8	24	99	474		
		F	8	6	9	96	74	41	18	19	7	7	52	337		
		T	18	13	19	160	160	120	68	56	15	31	151	811		
ALL CAUSES		M	1070	103	145	307	435	559	728	756	344	736	504	5687		
		F	775	92	147	410	374	333	386	433	201	441	271	3863		
		T	1845	195	292	717	809	892	1114	1189	545	1177	775	9550		

**TABLE 7.8 :MEDICALLY CERTIFIED DEATHS BY AGE, SEX AND MAJOR CAUSE GROUPS
(BASED UPON TENTH REVISION OF ICD) DURING 2011**

D & N HAVELI

Major Group No.	CAUSE OF DEATH	Sex	AGE GROUPS												N.S.	TOTAL
			<1	1-4	5-14	15-24	25-34	35-44	45-54	55-64	65-69	70+				
1	2	3	4	5	6	7	8	9	10	11	12	13	14	15		
I	CERTAIN INFECTIOUS AND PARASITIC DISEASES (A00-B99)	M	2	1	5	4	0	35	0	0	4	0	0	51		
		F	0	0	0	0	0	0	0	0	0	0	0	0		
		T	2	1	5	4	0	35	0	0	4	0	0	51		
II	NEOPLASMS (C00-D48)	M	0	0	0	0	0	0	0	0	0	0	0	0		
		F	0	0	0	0	0	0	0	0	0	0	0	0		
		T	0	0	0	0	0	0	0	0	0	0	0	0		
III	DISEASES OF BLOOD & BLOOD FORMING ORGANS & CERTAIN DISORDERS INVOLVING THE IMMUNE MECHANISM (D50-D89)	M	0	0	0	0	0	0	0	0	0	0	0	0		
		F	0	0	0	0	0	0	0	0	0	0	0	0		
		T	0	0	0	0	0	0	0	0	0	0	0	0		
IV	ENDOCRINE, NUTRITIONAL AND METABOLIC DISEASES (E00-E89)	M	0	0	0	0	0	0	0	0	0	0	0	0		
		F	0	0	0	0	0	0	0	0	0	0	0	0		
		T	0	0	0	0	0	0	0	0	0	0	0	0		
V	MENTAL AND BEHAVIOURAL DISORDERS (F01-F99)	M	0	0	0	0	0	0	0	0	0	0	0	0		
		F	0	0	0	0	0	0	0	0	0	0	0	0		
		T	0	0	0	0	0	0	0	0	0	0	0	0		
VI	DISEASES OF THE NERVOUS SYSTEM (G00-G98)	M	0	0	0	0	0	0	0	0	0	0	0	0		
		F	0	0	0	0	0	0	0	0	0	0	0	0		
		T	0	0	0	0	0	0	0	0	0	0	0	0		
VII	DISEASES OF THE EYE AND ADNEXA (H00-H59)	M	0	0	0	0	0	0	0	0	0	0	0	0		
		F	0	0	0	0	0	0	0	0	0	0	0	0		
		T	0	0	0	0	0	0	0	0	0	0	0	0		
VIII	DISEASES OF THE EAR AND MASTOID PROCESS (H60-H95)	M	0	0	0	0	0	0	0	0	0	0	0	0		
		F	0	0	0	0	0	0	0	0	0	0	0	0		
		T	0	0	0	0	0	0	0	0	0	0	0	0		
IX	DISEASES OF THE CIRCULATORY SYSTEM (I00-I99)	M	0	0	0	0	0	117	0	0	0	81	0	198		
		F	0	0	0	0	0	0	0	0	0	0	0	0		
		T	0	0	0	0	0	117	0	0	0	81	0	198		
X	DISEASES OF THE RESPIRATORY SYSTEM (J00-J98)	M	15	4	0	0	0	0	0	0	0	0	0	19		
		F	0	0	0	0	0	0	0	0	0	0	0	0		
		T	15	4	0	0	0	0	0	0	0	0	0	19		
XI	DISEASES OF THE DIGESTIVE SYSTEM (K00-K92)	M	0	0	0	0	0	0	0	0	0	0	0	0		
		F	0	0	0	0	0	0	0	0	0	0	0	0		
		T	0	0	0	0	0	0	0	0	0	0	0	0		
XII	DISEASES OF THE SKIN AND SUBCUTANEOUS TISSUE (L00-L98)	M	0	0	0	0	0	0	0	0	0	0	0	0		
		F	0	0	0	0	0	0	0	0	0	0	0	0		
		T	0	0	0	0	0	0	0	0	0	0	0	0		
XIII	DISEASES OF THE MUSCULOSKELETAL SYSTEM AND CONNECTIVE TISSUE (M00-M99)	M	0	0	0	0	0	0	0	0	0	0	0	0		
		F	0	0	0	0	0	0	0	0	0	0	0	0		
		T	0	0	0	0	0	0	0	0	0	0	0	0		
XIV	DISEASES OF THE GENITOURINARY SYSTEM (N00-N99)	M	0	0	0	0	0	0	0	0	0	0	0	0		
		F	0	0	0	0	0	0	0	0	0	0	0	0		
		T	0	0	0	0	0	0	0	0	0	0	0	0		
XV	PREGNANCY, CHILDBIRTH AND THE PUERPERIUM (O00-O99)	F	0	0	0	0	0	0	0	0	0	0	0	0		
		T	0	0	0	0	0	0	0	0	0	0	0	0		
XVI	CERTAIN CONDITIONS ORIGINATING IN THE PERINATAL PERIOD (P00-P96)	M	0	0	0	0	0	0	0	0	0	0	0	0		
		F	5	0	0	0	0	0	0	0	0	0	0	5		
		T	5	0	0	0	0	0	0	0	0	0	0	5		
XVII	CONGENITAL MALFORMATIONS, DEFORMATIONS AND CHROMOSOMAL ABNORMALITIES (Q00-Q99)	M	0	0	0	0	0	0	0	0	0	0	0	0		
		F	0	0	0	0	0	0	0	0	0	0	0	0		
		T	0	0	0	0	0	0	0	0	0	0	0	0		
XVIII	SYMPTOMS, SIGNS AND ABNORMAL CLINICAL AND LABORATORY FINDINGS N.E.C. (R00-R99)	M	0	0	0	0	0	0	0	0	0	0	0	0		
		F	0	0	0	0	0	0	0	6	128	114	0	248		
		T	0	0	0	0	0	0	0	6	128	114	0	248		
XIX	INJURY, POISONING AND CERTAIN OTHER CONSEQUENCES OF EXTERNAL CAUSES (S00-T98)	M	0	0	3	0	47	49	0	0	9	0	0	108		
		F	0	0	0	0	0	0	0	0	0	0	0	0		
		T	0	0	3	0	47	49	0	0	9	0	0	108		
ALL CAUSES		M	17	5	8	4	47	201	0	0	13	81	0	376		
		F	5	0	0	0	0	0	0	6	128	114	0	253		
		T	22	5	8	4	47	201	0	6	141	195	0	629		

**TABLE 7.9 :MEDICALLY CERTIFIED DEATHS BY AGE, SEX AND MAJOR CAUSE GROUPS
(BASED UPON TENTH REVISION OF ICD) DURING 2011**

DAMAN & DIU

Major Group No.	CAUSE OF DEATH	Sex	AGE GROUPS												N.S.	TOTAL
			<1	1-4	5-14	15-24	25-34	35-44	45-54	55-64	65-69	70+				
1	2	3	4	5	6	7	8	9	10	11	12	13	14	15		
I	CERTAIN INFECTIOUS AND PARASITIC DISEASES (A00-B99)	M	0	0	0	0	1	1	4	3	2	2	0	13		
		F	0	0	0	0	1	0	1	0	0	1	0	3		
		T	0	0	0	0	2	1	5	3	2	3	0	16		
II	NEOPLASMS (C00-D48)	M	0	0	0	0	0	2	4	3	5	6	0	20		
		F	0	0	0	0	0	1	2	2	3	4	0	12		
		T	0	0	0	0	0	3	6	5	8	10	0	32		
III	DISEASES OF BLOOD & BLOOD FORMING ORGANS & CERTAIN DISORDERS INVOLVING THE IMMUNE MECHANISM (D50-D89)	M	0	0	0	0	0	0	0	0	0	0	0	0		
		F	0	0	0	0	0	0	0	1	1	0	0	2		
		T	0	0	0	0	0	0	0	0	1	1	0	0	2	
IV	ENDOCRINE, NUTRITIONAL AND METABOLIC DISEASES (E00-E89)	M	0	0	0	0	0	0	2	1	0	1	0	4		
		F	0	0	0	0	0	0	0	0	0	0	0	0		
		T	0	0	0	0	0	0	2	1	0	1	0	4		
V	MENTAL AND BEHAVIOURAL DISORDERS (F01-F99)	M	0	0	0	0	0	0	0	0	0	0	0	0		
		F	0	0	0	0	0	0	0	0	0	0	0	0		
		T	0	0	0	0	0	0	0	0	0	0	0	0		
VI	DISEASES OF THE NERVOUS SYSTEM (G00-G98)	M	0	0	3	2	4	10	13	12	8	12	0	64		
		F	0	0	0	1	1	9	13	11	4	10	0	49		
		T	0	0	3	3	5	19	26	23	12	22	0	113		
VII	DISEASES OF THE EYE AND ADNEXA (H00-H59)	M	0	0	0	0	0	0	0	0	0	0	0	0		
		F	0	0	0	0	0	0	0	0	0	0	0	0		
		T	0	0	0	0	0	0	0	0	0	0	0	0		
VIII	DISEASES OF THE EAR AND MASTOID PROCESS (H60-H95)	M	0	0	0	0	0	0	0	0	0	0	0	0		
		F	0	0	0	0	0	0	0	0	0	0	0	0		
		T	0	0	0	0	0	0	0	0	0	0	0	0		
IX	DISEASES OF THE CIRCULATORY SYSTEM (I00-I99)	M	1	1	0	0	10	13	21	19	28	27	0	120		
		F	1	0	0	0	4	8	9	10	12	16	0	60		
		T	2	1	0	0	14	21	30	29	40	43	0	180		
X	DISEASES OF THE RESPIRATORY SYSTEM (J00-J98)	M	0	0	1	3	4	17	32	49	43	105	0	254		
		F	0	0	1	2	1	11	18	35	40	77	0	185		
		T	0	0	2	5	5	28	50	84	83	182	0	439		
XI	DISEASES OF THE DIGESTIVE SYSTEM (K00-K92)	M	0	0	0	1	2	3	7	2	4	5	0	24		
		F	0	0	0	0	1	4	3	0	1	0	0	9		
		T	0	0	0	1	3	7	10	2	4	6	0	33		
XII	DISEASES OF THE SKIN AND SUBCUTANEOUS TISSUE (L00-L98)	M	0	0	0	0	0	0	0	0	0	0	0	0		
		F	0	0	0	0	0	0	0	0	0	0	0	0		
		T	0	0	0	0	0	0	0	0	0	0	0	0		
XIII	DISEASES OF THE MUSCULOSKELETAL SYSTEM AND CONNECTIVE TISSUE (M00-M99)	M	0	0	0	0	0	0	0	0	0	0	0	0		
		F	0	0	0	0	0	0	0	0	0	0	0	0		
		T	0	0	0	0	0	0	0	0	0	0	0	0		
XIV	DISEASES OF THE GENITOURINARY SYSTEM (N00-N99)	M	0	0	0	0	0	0	0	0	0	0	0	0		
		F	0	0	0	0	0	0	0	0	0	0	0	0		
		T	0	0	0	0	0	0	0	0	0	0	0	0		
XV	PREGNANCY, CHILDBIRTH AND THE PUERPERIUM (O00-O99)	F	0	0	0	5	2	0	0	0	0	0	0	7		
		T	0	0	0	5	2	0	0	0	0	0	0	7		
XVI	CERTAIN CONDITIONS ORIGINATING IN THE PERINATAL PERIOD (P00-P96)	M	3	0	0	0	0	0	0	0	0	0	0	3		
		F	4	0	0	0	0	0	0	0	0	0	0	4		
		T	7	0	0	0	0	0	0	0	0	0	0	7		
XVII	CONGENITAL MALFORMATIONS, DEFORMATIONS AND CHROMOSOMAL ABNORMALITIES (Q00-Q99)	M	0	0	0	0	0	0	0	0	0	0	0	0		
		F	0	0	0	0	0	0	0	0	0	0	0	0		
		T	0	0	0	0	0	0	0	0	0	0	0	0		
XVIII	SYMPTOMS, SIGNS AND ABNORMAL CLINICAL AND LABORATORY FINDINGS N.E.C. (R00-R99)	M	0	0	0	0	0	0	0	0	0	0	0	0		
		F	0	0	0	0	0	0	0	0	0	0	0	0		
		T	0	0	0	0	0	0	0	0	0	0	0	0		
XIX	INJURY, POISONING AND CERTAIN OTHER CONSEQUENCES OF EXTERNAL CAUSES (S00-T98)	M	1	1	7	22	20	21	28	33	45	93	0	271		
		F	1	1	3	9	12	13	13	15	33	65	0	165		
		T	2	2	10	31	32	34	41	48	78	158	0	436		
ALL CAUSES		M	5	2	11	28	41	67	111	122	135	251	0	773		
		F	6	1	4	17	22	46	59	74	93	174	0	496		
		T	11	3	15	45	63	113	170	196	228	425	0	1269		

**TABLE 7.10 : MEDICALLY CERTIFIED DEATHS BY AGE, SEX AND MAJOR CAUSE GROUPS
(BASED UPON TENTH REVISION OF ICD) DURING 2011**

DELHI

Major Group No.	CAUSE OF DEATH	Sex	AGE GROUPS												N.S.	TOTAL
			<1	1-4	5-14	15-24	25-34	35-44	45-54	55-64	65-69	70+				
1	2	3	4	5	6	7	8	9	10	11	12	13	14	15		
I	CERTAIN INFECTIOUS AND PARASITIC DISEASES (A00-B99)	M	544	202	264	557	705	868	1017	1043	393	1024	0	6617		
		F	371	150	231	507	419	415	438	537	242	725	0	4035		
		T	915	352	495	1064	1124	1283	1455	1580	635	1749	0	10652		
II	NEOPLASMS (C00-D48)	M	469	136	182	507	552	764	975	1069	443	618	0	5715		
		F	276	106	115	318	350	409	606	670	252	449	0	3551		
		T	745	242	297	825	902	1173	1581	1739	695	1067	0	9266		
III	DISEASES OF BLOOD & BLOOD FORMING ORGANS & CERTAIN DISORDERS INVOLVING THE IMMUNE MECHANISM (D50-D89)	M	9	18	58	46	24	30	31	30	12	21	0	279		
		F	5	23	31	38	28	21	21	21	11	28	0	227		
		T	14	41	89	84	52	51	52	51	23	49	0	506		
IV	ENDOCRINE, NUTRITIONAL AND METABOLIC DISEASES (E00-E89)	M	5	19	20	18	21	59	152	275	118	270	0	957		
		F	3	21	15	14	17	42	121	177	101	239	0	750		
		T	8	40	35	32	38	101	273	452	219	509	0	1707		
V	MENTAL AND BEHAVIOURAL DISORDERS (F01-F99)	M	0	0	0	14	9	17	9	16	3	7	0	75		
		F	0	0	0	8	11	5	7	9	3	11	0	54		
		T	0	0	0	22	20	22	16	25	6	18	0	129		
VI	DISEASES OF THE NERVOUS SYSTEM (G00-G98)	M	28	80	106	47	55	55	57	73	24	47	0	572		
		F	16	59	75	30	32	27	28	31	10	25	0	333		
		T	44	139	181	77	87	82	85	104	34	72	0	905		
VII	DISEASES OF THE EYE AND ADNEXA (H00-H59)	M	0	0	0	0	0	1	0	0	0	0	0	1		
		F	0	0	0	0	1	0	1	0	0	0	0	2		
		T	0	0	0	0	1	1	1	0	0	0	0	3		
VIII	DISEASES OF THE EAR AND MASTOID PROCESS (H60-H95)	M	0	0	0	1	0	0	0	0	0	0	0	1		
		F	0	0	0	0	0	1	0	0	0	0	0	1		
		T	0	0	0	1	0	1	0	0	0	0	0	2		
IX	DISEASES OF THE CIRCULATORY SYSTEM (I00-I99)	M	116	79	88	255	358	609	923	1194	455	1238	0	5315		
		F	57	43	66	171	220	264	464	607	317	911	0	3120		
		T	173	122	154	426	578	873	1387	1801	772	2149	0	8435		
X	DISEASES OF THE RESPIRATORY SYSTEM (J00-J98)	M	167	84	139	92	122	213	351	472	209	601	0	2450		
		F	122	50	100	101	100	126	166	213	116	398	0	1492		
		T	289	134	239	193	222	339	517	685	325	999	0	3942		
XI	DISEASES OF THE DIGESTIVE SYSTEM (K00-K92)	M	73	38	56	118	228	391	412	320	98	156	0	1890		
		F	44	29	37	125	106	93	102	129	45	86	0	796		
		T	117	67	93	243	334	484	514	449	143	242	0	2686		
XII	DISEASES OF THE SKIN AND SUBCUTANEOUS TISSUE (L00-L98)	M	0	1	3	5	1	6	5	8	0	3	0	32		
		F	1	1	1	3	2	1	0	9	0	3	0	21		
		T	1	2	4	8	3	7	5	17	0	6	0	53		
XIII	DISEASES OF THE MUSCULOSKELETAL SYSTEM AND CONNECTIVE TISSUE (M00-M99)	M	18	1	4	13	9	22	25	21	10	16	0	139		
		F	13	1	4	14	10	8	19	13	3	12	0	97		
		T	31	2	8	27	19	30	44	34	13	28	0	236		
XIV	DISEASES OF THE GENITOURINARY SYSTEM (N00-N99)	M	136	13	32	80	80	125	163	202	86	216	0	1133		
		F	109	17	23	54	64	72	96	132	58	117	0	742		
		T	245	30	55	134	144	197	259	334	144	333	0	1875		
XV	PREGNANCY, CHILDBIRTH AND THE PUERPERIUM (O00-O99)	F	0	0	0	106	195	134	44	0	0	0	0	479		
		T	0	0	0	106	195	134	44	0	0	0	0	479		
XVI	CERTAIN CONDITIONS ORIGINATING IN THE PERINATAL PERIOD (P00-P96)	M	1255	0	0	0	0	0	0	0	0	0	0	1255		
		F	772	0	0	0	0	0	0	0	0	0	0	772		
		T	1255	0	0	0	0	0	0	0	0	0	0	1255		
XVII	CONGENITAL MALFORMATIONS, DEFORMATIONS AND CHROMOSOMAL ABNORMALITIES (Q00-Q99)	M	49	110	34	10	9	14	15	127	7	9	0	384		
		F	26	79	20	9	9	7	9	45	5	7	0	216		
		T	75	189	54	19	18	21	24	172	12	16	0	600		
XVIII	SYMPTOMS, SIGNS AND ABNORMAL CLINICAL AND LABORATORY FINDINGS N.E.C. (R00-R99)	M	1552	303	502	761	1080	1484	1624	1618	654	1702	0	11280		
		F	1034	282	378	513	502	489	566	800	385	1076	0	6025		
		T	2586	585	880	1274	1582	1973	2190	2418	1039	2778	0	17305		
XIX	INJURY, POISONING AND CERTAIN OTHER CONSEQUENCES OF EXTERNAL CAUSES (S00-T98)	M	18	47	80	315	347	285	215	136	43	91	0	1577		
		F	6	60	52	346	353	168	94	64	23	60	0	1226		
		T	24	107	132	661	700	453	309	200	66	151	0	2803		
ALL CAUSES		M	4439	1131	1568	2839	3600	4943	5974	6604	2555	6019	0	39672		
		F	2855	921	1148	2357	2419	2282	2782	3457	1571	4147	0	23939		
		T	7294	2052	2716	5196	6019	7225	8756	10061	4126	10166	0	63611		

**TABLE 7.11 : MEDICALLY CERTIFIED DEATHS BY AGE, SEX AND MAJOR CAUSE
GROUPS (BASED UPON TENTH REVISION OF ICD) DURING 2011**

GOA

Major Group No.	CAUSE OF DEATH	Sex	AGE GROUPS												N.S.	TOTAL
			<1	1-4	5-14	15-24	25-34	35-44	45-54	55-64	65-69	70+	14			
1	2	3	4	5	6	7	8	9	10	11	12	13	14	15		
I	CERTAIN INFECTIOUS AND PARASITIC DISEASES (A00-B99)	M	0	5	9	23	42	88	88	64	20	45	27	411		
		F	0	2	4	11	13	42	24	19	13	72	17	217		
		T	0	7	13	34	55	130	112	83	33	117	44	628		
II	NEOPLASMS (C00-D48)	M	0	0	5	6	6	19	62	100	78	144	26	446		
		F	0	0	2	3	5	21	60	89	54	117	32	383		
		T	0	0	7	9	11	40	122	189	132	261	58	829		
III	DISEASES OF BLOOD & BLOOD FORMING ORGANS & CERTAIN DISORDERS INVOLVING THE IMMUNE MECHANISM (D50-D89)	M	0	1	0	0	1	2	2	5	2	13	2	28		
		F	0	0	2	1	5	1	4	9	1	21	4	48		
		T	0	1	2	1	6	3	6	14	3	34	6	76		
IV	ENDOCRINE, NUTRITIONAL AND METABOLIC DISEASES (E00-E89)	M	0	1	0	0	3	8	30	57	31	75	10	215		
		F	0	1	0	2	1	1	15	32	30	107	10	199		
		T	0	2	0	2	4	9	45	89	61	182	20	414		
V	MENTAL AND BEHAVIOURAL DISORDERS (F01-F99)	M	0	0	0	0	6	7	4	4	1	1	3	26		
		F	0	0	0	0	1	1	0	1	0	3	1	7		
		T	0	0	0	0	7	8	4	5	1	4	4	33		
VI	DISEASES OF THE NERVOUS SYSTEM (G00-G98)	M	0	3	8	5	6	4	7	12	4	10	5	64		
		F	0	0	1	3	3	2	2	2	5	11	4	33		
		T	0	3	9	8	9	6	9	14	9	21	9	97		
VII	DISEASES OF THE EYE AND ADNEXA (H00-H59)	M	0	0	0	0	0	0	1	0	0	1	0	2		
		F	0	0	0	0	0	0	0	0	0	0	0	0		
		T	0	0	0	0	0	0	1	0	0	1	0	2		
VIII	DISEASES OF THE EAR AND MASTOID PROCESS (H60-H95)	M	0	0	0	0	0	0	0	1	0	0	0	1		
		F	0	0	0	0	0	0	0	0	0	0	0	0		
		T	0	0	0	0	0	0	0	1	0	0	0	1		
IX	DISEASES OF THE CIRCULATORY SYSTEM (I00-I99)	M	0	0	2	9	32	107	249	440	268	951	168	2226		
		F	0	2	3	5	13	43	108	227	236	1224	186	2047		
		T	0	2	5	14	45	150	357	667	504	2175	354	4273		
X	DISEASES OF THE RESPIRATORY SYSTEM (J00-J98)	M	0	3	9	14	22	33	45	85	63	298	44	616		
		F	0	2	4	5	7	13	30	65	72	296	55	549		
		T	0	5	13	19	29	46	75	150	135	594	99	1165		
XI	DISEASES OF THE DIGESTIVE SYSTEM (K00-K92)	M	0	0	0	12	87	179	220	167	44	55	41	805		
		F	0	0	0	0	5	7	11	20	10	27	7	87		
		T	0	0	0	12	92	186	231	187	54	82	48	892		
XII	DISEASES OF THE SKIN AND SUBCUTANEOUS TISSUE (L00-L98)	M	0	0	0	0	0	0	2	1	4	0	0	7		
		F	0	0	0	0	0	1	0	0	0	2	0	3		
		T	0	0	0	0	0	1	2	1	4	2	0	10		
XIII	DISEASES OF THE MUSCULOSKELETAL SYSTEM AND CONNECTIVE TISSUE (M00-M99)	M	0	0	0	0	1	0	2	1	1	3	1	9		
		F	0	0	0	0	0	0	0	1	1	3	0	5		
		T	0	0	0	0	1	0	2	2	2	6	1	14		
XIV	DISEASES OF THE GENITOURINARY SYSTEM (N00-N99)	M	0	0	0	6	7	17	22	41	19	65	9	186		
		F	0	2	0	1	2	6	14	15	13	54	8	115		
		T	0	2	0	7	9	23	36	56	32	119	17	301		
XV	PREGNANCY, CHILDBIRTH AND THE PUERPERIUM (O00-O99)	F	0	0	0	2	5	1	0	0	0	0	0	8		
		T	0	0	0	2	5	1	0	0	0	0	0	8		
XVI	CERTAIN CONDITIONS ORIGINATING IN THE PERINATAL PERIOD (P00-P96)	M	103	0	0	0	0	0	0	0	0	0	0	103		
		F	54	0	0	0	0	0	0	0	0	0	0	54		
		T	157	0	0	0	0	0	0	0	0	0	0	157		
XVII	CONGENITAL MALFORMATIONS, DEFORMATIONS AND CHROMOSOMAL ABNORMALITIES (Q00-Q99)	M	22	0	0	0	0	0	0	0	0	0	0	22		
		F	9	0	0	0	0	0	0	0	0	0	0	9		
		T	31	0	0	0	0	0	0	0	0	0	0	31		
XVIII	SYMPTOMS, SIGNS AND ABNORMAL CLINICAL AND LABORATORY FINDINGS N.E.C. (R00-R99)	M	0	1	3	52	62	65	64	70	41	159	383	900		
		F	0	4	2	18	14	15	18	21	16	252	308	668		
		T	0	5	5	70	76	80	82	91	57	411	691	1568		
XIX	INJURY, POISONING AND CERTAIN OTHER CONSEQUENCES OF EXTERNAL CAUSES (S00-T98)	M	0	9	9	110	145	121	99	66	22	47	23	651		
		F	0	0	5	39	34	22	13	10	12	27	9	171		
		T	0	9	14	149	179	143	112	76	34	74	32	822		
ALL CAUSES		M	125	23	45	237	420	650	897	1114	598	1867	742	6718		
		F	63	13	23	90	108	176	299	511	463	2216	641	4603		
		T	188	36	68	327	528	826	1196	1625	1061	4083	1383	11321		

**TABLE 7.12 : MEDICALLY CERTIFIED DEATHS BY AGE, SEX AND MAJOR CAUSE
GROUPS (BASED UPON TENTH REVISION OF ICD) DURING 2011**

GUJARAT

Major Group No.	CAUSE OF DEATH	Sex	AGE GROUPS												N.S.	TOTAL
			<1	1-4	5-14	15-24	25-34	35-44	45-54	55-64	65-69	70+				
1	2	3	4	5	6	7	8	9	10	11	12	13	14	15		
I	CERTAIN INFECTIOUS AND PARASITIC DISEASES (A00-B99)	M	472	186	255	493	765	1060	1130	883	414	746	0	6404		
		F	386	180	233	394	475	561	561	453	251	582	1	4077		
		T	858	366	488	887	1240	1621	1691	1336	665	1328	1	10481		
II	NEOPLASMS (C00-D48)	M	3	57	118	158	175	331	588	540	218	306	0	2494		
		F	4	15	81	72	86	275	420	323	107	142	0	1525		
		T	7	72	199	230	261	606	1008	863	325	448	0	4019		
III	DISEASES OF BLOOD & BLOOD FORMING ORGANS & CERTAIN DISORDERS INVOLVING THE IMMUNE MECHANISM (D50-D89)	M	26	36	48	61	46	48	57	64	35	63	1	485		
		F	29	32	48	87	56	58	46	38	50	72	0	516		
		T	55	68	96	148	102	106	103	102	85	135	1	1001		
IV	ENDOCRINE, NUTRITIONAL AND METABOLIC DISEASES (E00-E89)	M	8	21	24	17	25	49	98	130	92	147	1	612		
		F	12	17	12	12	15	45	76	112	88	158	0	547		
		T	20	38	36	29	40	94	174	242	180	305	1	1159		
V	MENTAL AND BEHAVIOURAL DISORDERS (F01-F99)	M	0	0	0	6	3	4	6	6	4	3	0	32		
		F	0	0	1	1	2	1	3	0	0	2	0	10		
		T	0	0	1	7	5	5	9	6	4	5	0	42		
VI	DISEASES OF THE NERVOUS SYSTEM (G00-G98)	M	106	55	69	79	73	116	153	102	62	95	0	910		
		F	93	40	47	39	42	60	50	60	39	74	0	544		
		T	199	95	116	118	115	176	203	162	101	169	0	1454		
VII	DISEASES OF THE EYE AND ADNEXA (H00-H59)	M	0	0	1	0	1	0	0	0	0	0	0	2		
		F	0	0	0	0	0	1	0	1	0	0	0	2		
		T	0	0	1	0	1	1	0	1	0	0	0	4		
VIII	DISEASES OF THE EAR AND MASTOID PROCESS (H60-H95)	M	0	0	0	0	1	0	0	0	0	0	0	1		
		F	0	0	0	0	0	1	0	0	0	0	0	1		
		T	0	0	0	0	1	1	0	0	0	0	0	2		
IX	DISEASES OF THE CIRCULATORY SYSTEM (I00-I99)	M	81	38	68	228	436	995	1884	2308	1226	2477	0	9741		
		F	65	26	74	155	274	553	979	1231	859	1965	0	6181		
		T	146	64	142	383	710	1548	2863	3539	2085	4442	0	15922		
X	DISEASES OF THE RESPIRATORY SYSTEM (J00-J98)	M	151	89	86	148	199	406	560	701	415	885	2	3642		
		F	102	78	67	114	135	213	288	342	254	576	1	2170		
		T	253	167	153	262	334	619	848	1043	669	1461	3	5812		
XI	DISEASES OF THE DIGESTIVE SYSTEM (K00-K92)	M	17	11	24	80	239	456	466	343	128	162	0	1926		
		F	11	10	30	46	78	110	121	117	84	118	0	725		
		T	28	21	54	126	317	566	587	460	212	280	0	2651		
XII	DISEASES OF THE SKIN AND SUBCUTANEOUS TISSUE (L00-L98)	M	0	1	4	3	3	11	22	18	13	31	0	106		
		F	2	2	2	0	1	8	15	13	9	26	0	78		
		T	2	3	6	3	4	19	37	31	22	57	0	184		
XIII	DISEASES OF THE MUSCULOSKELETAL SYSTEM AND CONNECTIVE TISSUE (M00-M99)	M	0	0	0	7	3	0	3	4	3	2	0	22		
		F	0	0	0	0	3	2	2	4	5	2	0	18		
		T	0	0	0	7	6	2	5	8	8	4	0	40		
XIV	DISEASES OF THE GENITOURINARY SYSTEM (N00-N99)	M	9	7	24	60	66	191	237	270	161	287	0	1312		
		F	6	3	23	42	45	96	123	160	106	189	0	793		
		T	15	10	47	102	111	287	360	430	267	476	0	2105		
XV	PREGNANCY, CHILDBIRTH AND THE PUERPERIUM (O00-O99)	F	0	0	0	78	105	21	5	0	0	0	0	209		
		T	0	0	0	78	105	21	5	0	0	0	0	209		
XVI	CERTAIN CONDITIONS ORIGINATING IN THE PERINATAL PERIOD (P00-P96)	M	2287	0	0	0	0	0	0	0	0	0	0	2287		
		F	1517	0	0	0	0	0	0	0	0	0	0	1517		
		T	3804	0	0	0	0	0	0	0	0	0	0	3804		
XVII	CONGENITAL MALFORMATIONS, DEFORMATIONS AND CHROMOSOMAL ABNORMALITIES (Q00-Q99)	M	340	71	0	0	0	0	0	0	0	0	0	411		
		F	199	30	0	0	0	0	0	0	0	0	0	229		
		T	539	101	0	0	0	0	0	0	0	0	0	640		
XVIII	SYMPTOMS, SIGNS AND ABNORMAL CLINICAL AND LABORATORY FINDINGS N.E.C. (R00-R99)	M	59	73	153	740	882	1007	1034	1280	854	2990	1	9073		
		F	56	61	99	472	440	375	355	613	624	3312	1	6408		
		T	115	134	252	1212	1322	1382	1389	1893	1478	6302	2	15481		
XIX	INJURY, POISONING AND CERTAIN OTHER CONSEQUENCES OF EXTERNAL CAUSES (S00-T98)	M	17	50	108	548	682	633	480	301	102	165	0	3086		
		F	9	41	111	528	540	393	234	136	53	134	0	2179		
		T	26	91	219	1076	1222	1026	714	437	155	299	0	5265		
ALL CAUSES		M	3576	695	982	2628	3599	5307	6718	6950	3727	8359	5	42546		
		F	2491	535	828	2040	2297	2773	3278	3603	2529	7352	3	27729		
		T	6067	1230	1810	4668	5896	8080	9996	10553	6256	15711	8	70275		

**TABLE 7.13 : MEDICALLY CERTIFIED DEATHS BY AGE, SEX AND MAJOR CAUSE
GROUPS (BASED UPON TENTH REVISION OF ICD) DURING 2011**

HIMACHAL PRADESH

Major Group No.	CAUSE OF DEATH	Sex	AGE GROUPS												N.S.	TOTAL
			<1	1-4	5-14	15-24	25-34	35-44	45-54	55-64	65-69	70+				
1	2	3	4	5	6	7	8	9	10	11	12	13	14	15		
I	CERTAIN INFECTIOUS AND PARASITIC DISEASES (A00-B99)	M	78	10	11	14	26	42	56	57	26	66	45	431		
		F	56	9	14	18	23	18	20	29	11	30	17	245		
		T	134	19	25	32	49	60	76	86	37	96	62	676		
II	NEOPLASMS (C00-D48)	M	0	0	0	1	1	4	20	25	10	26	6	93		
		F	0	0	0	1	0	6	10	9	9	11	4	50		
		T	0	0	0	2	1	10	30	34	19	37	10	143		
III	DISEASES OF BLOOD & BLOOD FORMING ORGANS & CERTAIN DISORDERS INVOLVING THE IMMUNE MECHANISM (D50-D89)	M	10	8	7	13	9	19	22	26	10	57	13	194		
		F	8	2	4	13	11	15	4	29	11	25	8	130		
		T	18	10	11	26	20	34	26	55	21	82	21	324		
IV	ENDOCRINE, NUTRITIONAL AND METABOLIC DISEASES (E00-E89)	M	0	0	0	0	2	4	18	47	19	52	13	155		
		F	0	0	0	0	0	1	17	23	13	40	13	107		
		T	0	0	0	0	2	5	35	70	32	92	26	262		
V	MENTAL AND BEHAVIOURAL DISORDERS (F01-F99)	M	0	0	0	0	0	0	0	0	0	0	0	0		
		F	0	0	0	0	0	0	0	0	0	0	0	0		
		T	0	0	0	0	0	0	0	0	0	0	0	0		
VI	DISEASES OF THE NERVOUS SYSTEM (G00-G98)	M	24	4	3	9	14	22	28	35	9	53	10	211		
		F	22	4	5	9	7	7	14	13	4	24	6	115		
		T	46	8	8	18	21	29	42	48	13	77	16	326		
VII	DISEASES OF THE EYE AND ADNEXA (H00-H59)	M	0	0	0	0	0	0	0	0	0	0	0	0		
		F	0	0	0	0	0	0	0	0	0	0	0	0		
		T	0	0	0	0	0	0	0	0	0	0	0	0		
VIII	DISEASES OF THE EAR AND MASTOID PROCESS (H60-H95)	M	0	0	0	0	0	0	0	0	0	0	0	0		
		F	0	0	0	0	0	0	0	0	0	0	0	0		
		T	0	0	0	0	0	0	0	0	0	0	0	0		
IX	DISEASES OF THE CIRCULATORY SYSTEM (I00-I99)	M	0	0	1	8	10	30	50	94	41	135	51	420		
		F	0	0	0	6	10	13	26	60	26	101	11	253		
		T	0	0	1	14	20	43	76	154	67	236	62	673		
X	DISEASES OF THE RESPIRATORY SYSTEM (J00-J98)	M	53	11	11	23	20	61	65	116	63	228	57	708		
		F	37	7	10	22	26	23	30	39	35	91	39	359		
		T	90	18	21	45	46	84	95	155	98	319	96	1067		
XI	DISEASES OF THE DIGESTIVE SYSTEM (K00-K92)	M	0	0	0	3	8	25	37	33	13	51	20	190		
		F	0	0	0	2	4	9	8	9	8	27	13	80		
		T	0	0	0	5	12	34	45	42	21	78	33	270		
XII	DISEASES OF THE SKIN AND SUBCUTANEOUS TISSUE (L00-L98)	M	0	0	0	0	0	0	0	0	0	0	0	0		
		F	0	0	0	0	0	0	0	0	0	0	0	0		
		T	0	0	0	0	0	0	0	0	0	0	0	0		
XIII	DISEASES OF THE MUSCULOSKELETAL SYSTEM AND CONNECTIVE TISSUE (M00-M99)	M	0	0	0	0	0	0	0	0	0	0	0	0		
		F	0	0	0	0	0	0	0	0	0	0	0	0		
		T	0	0	0	0	0	0	0	0	0	0	0	0		
XIV	DISEASES OF THE GENITOURINARY SYSTEM (N00-N99)	M	0	0	0	1	4	5	11	7	9	18	11	66		
		F	0	0	0	4	3	5	4	13	7	12	3	51		
		T	0	0	0	5	7	10	15	20	16	30	14	117		
XV	PREGNANCY, CHILDBIRTH AND THE PUERPERIUM (O00-O99)	F	0	0	0	5	6	1	0	0	0	0	0	12		
		T	0	0	0	5	6	1	0	0	0	0	0	12		
XVI	CERTAIN CONDITIONS ORIGINATING IN THE PERINATAL PERIOD (P00-P96)	M	292	0	0	0	0	0	0	0	0	0	0	292		
		F	215	0	0	0	0	0	0	0	0	0	0	215		
		T	507	0	0	0	0	0	0	0	0	0	0	507		
XVII	CONGENITAL MALFORMATIONS, DEFORMATIONS AND CHROMOSOMAL ABNORMALITIES (Q00-Q99)	M	0	0	0	0	0	0	0	0	0	0	0	0		
		F	0	0	0	0	0	0	0	0	0	0	0	0		
		T	0	0	0	0	0	0	0	0	0	0	0	0		
XVIII	SYMPTOMS, SIGNS AND ABNORMAL CLINICAL AND LABORATORY FINDINGS N.E.C. (R00-R99)	M	0	0	2	13	9	15	33	33	11	39	18	173		
		F	0	0	3	9	5	11	7	9	4	38	9	95		
		T	0	0	5	22	14	26	40	42	15	77	27	268		
XIX	INJURY, POISONING AND CERTAIN OTHER CONSEQUENCES OF EXTERNAL CAUSES (S00-T98)	M	2	3	12	40	39	42	31	19	8	13	34	243		
		F	1	3	30	41	14	6	8	7	1	5	10	126		
		T	3	6	42	81	53	48	39	26	9	18	44	369		
ALL CAUSES		M	459	36	47	125	142	269	371	492	219	738	278	3176		
		F	339	25	66	130	109	115	148	240	129	404	133	1838		
		T	798	61	113	255	251	384	519	732	348	1142	411	5014		

**TABLE 7.14 : MEDICALLY CERTIFIED DEATHS BY AGE, SEX AND MAJOR CAUSE
GROUPS (BASED UPON TENTH REVISION OF ICD) DURING 2011**

JAMMU & KASHMIR

Major Group No.	CAUSE OF DEATH	Sex	AGE GROUPS												N.S.	TOTAL
			<1	1-4	5-14	15-24	25-34	35-44	45-54	55-64	65-69	70+				
			1	2	3	4	5	6	7	8	9	10	11	12		
I	CERTAIN INFECTIOUS AND PARASITIC DISEASES (A00-B99)	M F T	3 1 4	1 1 2	3 4 7	2 0 2	3 0 3	3 0 3	1 2 3	2 3 5	1 6 7	2 1 3	13 6 19	34 24 58		
II	NEOPLASMS (C00-D48)	M F T	0 0 0	0 0 0	0 0 0	0 0 0	5 3 8	3 2 5	3 4 7	4 5 9	7 1 8	1 1 2	20 12 32	43 28 71		
III	DISEASES OF BLOOD & BLOOD FORMING ORGANS & CERTAIN DISORDERS INVOLVING THE IMMUNE MECHANISM (D50-D89)	M F T	0 0 0	0 0 0	0 0 0	0 0 0	0 0 0	0 0 0	0 0 0	0 0 0	0 0 0	0 0 0	0 0 0	0 0 0		
IV	ENDOCRINE, NUTRITIONAL AND METABOLIC DISEASES (E00-E89)	M F T	0 0 0	0 0 0	0 0 0	0 0 0	0 0 0	0 0 0	0 0 0	0 0 0	0 2 2	1 0 1	3 0 3	4 2 6		
V	MENTAL AND BEHAVIOURAL DISORDERS (F01-F99)	M F T	0 0 0	0 0 0	0 0 0	0 0 0	0 0 0	0 0 0	0 0 0	0 0 0	0 0 0	0 0 0	0 0 0	0 0 0		
VI	DISEASES OF THE NERVOUS SYSTEM (G00-G98)	M F T	0 0 0	0 0 0	0 0 0	0 0 0	0 0 0	0 0 0	0 0 0	0 0 0	0 0 0	0 0 0	0 0 0	0 0 0		
VII	DISEASES OF THE EYE AND ADNEXA (H00-H59)	M F T	0 0 0	0 0 0	0 0 0	0 0 0	0 0 0	0 0 0	0 0 0	0 0 0	0 0 0	0 0 0	0 0 0	0 0 0		
VIII	DISEASES OF THE EAR AND MASTOID PROCESS (H60-H95)	M F T	0 0 0	0 0 0	0 0 0	0 0 0	0 0 0	0 0 0	0 0 0	0 0 0	0 0 0	0 0 0	0 0 0	0 0 0		
IX	DISEASES OF THE CIRCULATORY SYSTEM (I00-I99)	M F T	0 0 0	0 0 0	0 0 0	0 0 0	4 2 6	2 0 2	1 0 1	1 2 3	1 3 4	2 3 5	4 3 7	15 13 28		
X	DISEASES OF THE RESPIRATORY SYSTEM (J00-J98)	M F T	0 1 1	4 0 4	2 0 2	0 0 0	0 0 0	0 1 1	0 0 0	4 3 7	1 0 1	2 1 3	8 0 8	21 6 27		
XI	DISEASES OF THE DIGESTIVE SYSTEM (K00-K92)	M F T	3 0 3	4 0 4	0 4 4	0 0 0	0 0 0	0 0 0	2 0 2	3 0 3	0 0 0	0 2 2	16 9 25	28 15 43		
XII	DISEASES OF THE SKIN AND SUBCUTANEOUS TISSUE (L00-L98)	M F T	0 0 0	0 0 0	0 0 0	0 0 0	0 0 0	0 0 0	0 0 0	0 0 0	0 0 0	0 0 0	0 0 0	0 0 0		
XIII	DISEASES OF THE MUSCULOSKELETAL SYSTEM AND CONNECTIVE TISSUE (M00-M99)	M F T	0 0 0	0 0 0	0 0 0	0 0 0	0 0 0	0 0 0	0 0 0	0 0 0	0 0 0	0 0 0	0 0 0	0 0 0		
XIV	DISEASES OF THE GENITOURINARY SYSTEM (N00-N99)	M F T	0 0 0	0 0 0	0 0 0	0 0 0	0 0 0	0 0 0	0 0 0	0 0 0	0 0 0	0 0 0	0 0 0	0 0 0		
XV	PREGNANCY, CHILDBIRTH AND THE PUERPERIUM (O00-O99)	F T	0 0	0 0	0 0	0 0	0 0	0 0	2 2	1 1	0 0	2 2	3 3	8 8		
XVI	CERTAIN CONDITIONS ORIGINATING IN THE PERINATAL PERIOD (P00-P96)	M F T	0 0 0	0 0 0	0 0 0	0 0 0	0 0 0	0 0 0	0 0 0	0 0 0	0 0 0	0 0 0	0 0 0	0 0 0		
XVII	CONGENITAL MALFORMATIONS, DEFORMATIONS AND CHROMOSOMAL ABNORMALITIES (Q00-Q99)	M F T	0 0 0	0 0 0	0 0 0	0 0 0	0 0 0	0 0 0	0 0 0	0 0 0	0 0 0	0 0 0	0 0 0	0 0 0		
XVIII	SYMPTOMS, SIGNS AND ABNORMAL CLINICAL AND LABORATORY FINDINGS N.E.C. (R00-R99)	M F T	0 0 0	0 0 0	0 0 0	0 0 0	0 0 0	0 0 0	0 0 0	0 0 0	0 0 0	0 0 0	0 0 0	0 0 0		
XIX	INJURY, POISONING AND CERTAIN OTHER CONSEQUENCES OF EXTERNAL CAUSES (S00-T98)	M F T	0 1 1	0 1 1	0 0 0	0 0 0	0 0 0	0 0 0	0 0 0	0 0 0	0 0 0	0 0 0	0 1 1	0 3 3		
ALL CAUSES		M F T	6 3 9	9 2 11	5 8 13	2 0 2	12 5 17	8 3 11	7 8 15	14 8 28	10 14 22	8 12 18	64 34 98	145 99 244		

**TABLE 7.15 : MEDICALLY CERTIFIED DEATHS BY AGE, SEX AND MAJOR CAUSE
GROUPS (BASED UPON TENTH REVISION OF ICD) DURING 2011**

JHARKHAND

Major Group No.	CAUSE OF DEATH	Sex	AGE GROUPS												N.S.	TOTAL
			<1	1-4	5-14	15-24	25-34	35-44	45-54	55-64	65-69	70+				
			1	2	3	4	5	6	7	8	9	10	11	12		
I	CERTAIN INFECTIOUS AND PARASITIC DISEASES (A00-B99)	M	0	1	2	7	2	7	4	6	1	1	0	31		
		F	0	1	2	3	0	4	5	2	3	1	0	21		
		T	0	2	4	10	2	11	9	8	4	2	0	52		
II	NEOPLASMS (C00-D48)	M	0	0	0	0	0	0	0	0	0	0	0	0		
		F	0	0	0	0	0	0	2	1	0	1	0	4		
		T	0	0	0	0	0	0	2	1	0	1	0	4		
III	DISEASES OF BLOOD & BLOOD FORMING ORGANS & CERTAIN DISORDERS INVOLVING THE IMMUNE MECHANISM (D50-D89)	M	0	1	0	1	0	1	0	2	1	1	0	7		
		F	0	0	0	1	1	1	0	0	3	3	0	9		
		T	0	1	0	2	1	2	0	2	4	4	0	16		
IV	ENDOCRINE, NUTRITIONAL AND METABOLIC DISEASES (E00-E89)	M	0	0	0	0	1	0	0	0	0	0	0	1		
		F	0	0	0	0	0	0	0	0	0	0	0	0		
		T	0	0	0	0	1	0	0	0	0	0	0	1		
V	MENTAL AND BEHAVIOURAL DISORDERS (F01-F99)	M	0	0	0	0	0	0	0	0	0	0	0	0		
		F	0	0	0	0	0	0	0	0	0	0	0	0		
		T	0	0	0	0	0	0	0	0	0	0	0	0		
VI	DISEASES OF THE NERVOUS SYSTEM (G00-G98)	M	0	0	0	0	0	0	0	1	0	1	0	2		
		F	0	0	0	1	0	0	0	0	0	0	0	1		
		T	0	0	0	1	0	0	0	1	0	1	0	3		
VII	DISEASES OF THE EYE AND ADNEXA (H00-H59)	M	0	0	0	0	0	0	0	0	0	0	0	0		
		F	0	0	0	0	0	0	0	0	0	0	0	0		
		T	0	0	0	0	0	0	0	0	0	0	0	0		
VIII	DISEASES OF THE EAR AND MASTOID PROCESS (H60-H95)	M	0	0	0	0	0	0	0	0	0	0	0	0		
		F	0	0	0	0	0	0	0	0	0	0	0	0		
		T	0	0	0	0	0	0	0	0	0	0	0	0		
IX	DISEASES OF THE CIRCULATORY SYSTEM (I00-I99)	M	0	0	2	3	2	2	23	130	29	0	0	191		
		F	0	0	1	1	1	2	15	34	2	0	0	56		
		T	0	0	3	4	3	4	38	164	31	0	0	247		
X	DISEASES OF THE RESPIRATORY SYSTEM (J00-J98)	M	1	1	1	1	1	2	2	1	2	1	0	13		
		F	0	2	0	0	0	0	2	3	1	0	0	8		
		T	1	3	1	1	1	2	4	4	3	1	0	21		
XI	DISEASES OF THE DIGESTIVE SYSTEM (K00-K92)	M	0	0	0	0	11	2	0	1	1	0	0	15		
		F	0	0	0	1	0	1	1	0	1	0	0	4		
		T	0	0	0	1	11	3	1	1	2	0	0	19		
XII	DISEASES OF THE SKIN AND SUBCUTANEOUS TISSUE (L00-L98)	M	0	0	0	0	0	0	0	0	0	0	0	0		
		F	0	0	0	0	0	0	0	0	0	0	0	0		
		T	0	0	0	0	0	0	0	0	0	0	0	0		
XIII	DISEASES OF THE MUSCULOSKELETAL SYSTEM AND CONNECTIVE TISSUE (M00-M99)	M	0	0	0	0	0	0	0	0	0	0	0	0		
		F	0	0	0	0	0	0	0	0	0	0	0	0		
		T	0	0	0	0	0	0	0	0	0	0	0	0		
XIV	DISEASES OF THE GENITOURINARY SYSTEM (N00-N99)	M	0	0	0	1	0	0	1	0	1	0	0	3		
		F	0	0	0	0	0	0	0	0	0	1	0	1		
		T	0	0	0	1	0	0	1	0	1	1	0	4		
XV	PREGNANCY, CHILDBIRTH AND THE PUERPERIUM (O00-O99)	F	0	0	0	2	3	2	2	0	0	0	0	9		
		T	0	0	0	2	3	2	2	0	0	0	0	9		
XVI	CERTAIN CONDITIONS ORIGINATING IN THE PERINATAL PERIOD (P00-P96)	M	1	0	0	0	0	0	0	0	0	0	0	1		
		F	0	0	0	0	0	0	0	0	0	0	0	0		
		T	1	0	0	0	0	0	0	0	0	0	0	1		
XVII	CONGENITAL MALFORMATIONS, DEFORMATIONS AND CHROMOSOMAL ABNORMALITIES (Q00-Q99)	M	0	0	0	0	0	0	0	0	0	0	0	0		
		F	0	0	0	0	0	0	0	0	0	0	0	0		
		T	0	0	0	0	0	0	0	0	0	0	0	0		
XVIII	SYMPTOMS, SIGNS AND ABNORMAL CLINICAL AND LABORATORY FINDINGS N.E.C. (R00-R99)	M	0	2	0	1	1	0	4	0	2	1	0	11		
		F	1	2	1	1	0	2	3	2	2	3	0	17		
		T	1	4	1	2	1	2	7	2	4	4	0	28		
XIX	INJURY, POISONING AND CERTAIN OTHER CONSEQUENCES OF EXTERNAL CAUSES (S00-T98)	M	0	0	1	0	0	3	1	0	0	0	0	5		
		F	0	0	0	1	0	1	0	0	0	0	0	2		
		T	0	0	1	1	0	4	1	0	0	0	0	7		
	ALL CAUSES	M	2	5	6	14	18	17	35	141	37	5	0	280		
		F	1	5	4	11	5	13	30	42	12	9	0	132		
		T	3	10	10	25	23	30	65	183	49	14	0	412		

**TABLE 7.16 : MEDICALLY CERTIFIED DEATHS BY AGE, SEX AND MAJOR CAUSE
GROUPS (BASED UPON TENTH REVISION OF ICD) DURING 2011**

KARNATAKA

Major Group No.	CAUSE OF DEATH	Sex	AGE GROUPS											N.S.	TOTAL
			<1	1-4	5-14	15-24	25-34	35-44	45-54	55-64	65-69	70+			
1	2	3	4	5	6	7	8	9	10	11	12	13	14	15	
I	CERTAIN INFECTIOUS AND PARASITIC DISEASES (A00-B99)	M	126	229	261	489	985	1439	1534	1329	550	1057	478	8477	
		F	86	210	212	431	577	593	611	625	304	775	265	4689	
		T	212	439	473	920	1562	2032	2145	1954	854	1832	743	13166	
II	NEOPLASMS (C00-D48)	M	3	12	57	114	171	345	699	1146	564	1071	184	4366	
		F	0	21	37	63	177	357	701	754	363	602	138	3213	
		T	3	33	94	177	348	702	1400	1900	927	1673	322	7579	
III	DISEASES OF BLOOD & BLOOD FORMING ORGANS & CERTAIN DISORDERS INVOLVING THE IMMUNE MECHANISM (D50-D89)	M	0	49	62	85	110	159	146	161	69	178	78	1097	
		F	0	28	38	159	124	78	109	85	66	174	51	912	
		T	0	77	100	244	234	237	255	246	135	352	129	2009	
IV	ENDOCRINE, NUTRITIONAL AND METABOLIC DISEASES (E00-E89)	M	0	23	5	32	140	270	569	987	684	1640	249	4599	
		F	0	18	8	35	67	147	319	638	497	1327	181	3237	
		T	0	41	13	67	207	417	888	1625	1181	2967	430	7836	
V	MENTAL AND BEHAVIOURAL DISORDERS (F01-F99)	M	0	0	0	1	11	17	24	8	3	9	1	74	
		F	0	0	0	1	7	7	7	6	1	1	1	31	
		T	0	0	0	2	18	24	31	14	4	10	2	105	
VI	DISEASES OF THE NERVOUS SYSTEM (G00-G98)	M	125	86	136	142	205	268	256	222	146	320	95	2001	
		F	83	79	97	107	105	125	135	107	66	203	55	1162	
		T	208	165	233	249	310	393	391	329	212	523	150	3163	
VII	DISEASES OF THE EYE AND ADNEXA (H00-H59)	M	0	0	0	0	0	0	1	0	0	1	0	2	
		F	0	0	0	0	0	0	0	1	0	0	0	1	
		T	0	0	0	0	0	0	1	1	0	1	0	3	
VIII	DISEASES OF THE EAR AND MASTOID PROCESS (H60-H95)	M	0	0	0	1	0	0	1	1	2	0	0	5	
		F	0	0	0	3	0	0	0	0	0	0	0	3	
		T	0	0	0	4	0	0	1	1	2	0	0	8	
IX	DISEASES OF THE CIRCULATORY SYSTEM (I00-I99)	M	7	29	62	132	946	2003	3559	5219	2920	7610	1262	23749	
		F	5	19	54	142	502	774	1417	2275	1871	5497	628	13184	
		T	12	48	116	274	1448	2777	4976	7494	4791	13107	1890	36933	
X	DISEASES OF THE RESPIRATORY SYSTEM (J00-J98)	M	0	74	102	144	281	525	799	1237	827	2088	374	6451	
		F	0	70	64	190	213	261	334	540	354	1120	134	3280	
		T	0	144	166	334	494	786	1133	1777	1181	3208	508	9731	
XI	DISEASES OF THE DIGESTIVE SYSTEM (K00-K92)	M	0	25	62	197	576	1367	1506	1261	444	694	334	6466	
		F	0	18	40	108	123	223	265	302	150	303	76	1608	
		T	0	43	102	305	699	1590	1771	1563	594	997	410	8074	
XII	DISEASES OF THE SKIN AND SUBCUTANEOUS TISSUE (L00-L98)	M	0	0	0	8	23	45	107	98	51	149	27	508	
		F	0	0	3	14	12	22	42	46	25	90	10	264	
		T	0	0	3	22	35	67	149	144	76	239	37	772	
XIII	DISEASES OF THE MUSCULOSKELETAL SYSTEM AND CONNECTIVE TISSUE (M00-M99)	M	0	0	0	8	8	13	13	18	9	24	14	107	
		F	0	0	0	2	6	10	11	14	13	23	5	84	
		T	0	0	0	10	14	23	24	32	22	47	19	191	
XIV	DISEASES OF THE GENITOURINARY SYSTEM (N00-N99)	M	0	8	12	77	152	252	354	552	319	683	135	2544	
		F	0	4	12	76	87	139	212	299	220	416	63	1528	
		T	0	12	24	153	239	391	566	851	539	1099	198	4072	
XV	PREGNANCY, CHILDBIRTH AND THE PUERPERIUM (O00-O99)	F	0	0	0	402	340	55	0	0	0	0	44	841	
		T	0	0	0	402	340	55	0	0	0	0	44	841	
XVI	CERTAIN CONDITIONS ORIGINATING IN THE PERINATAL PERIOD (P00-P96)	M	7090	0	0	0	0	0	0	0	0	0	0	7090	
		F	4412	0	0	0	0	0	0	0	0	0	0	4412	
		T	11502	0	0	0	0	0	0	0	0	0	0	11502	
XVII	CONGENITAL MALFORMATIONS, DEFORMATIONS AND CHROMOSOMAL ABNORMALITIES (Q00-Q99)	M	709	273	119	0	0	0	0	0	0	0	0	1101	
		F	389	222	93	0	0	0	0	0	0	0	0	704	
		T	1098	495	212	0	0	0	0	0	0	0	0	1805	
XVIII	SYMPTOMS, SIGNS AND ABNORMAL CLINICAL AND LABORATORY FINDINGS N.E.C. (R00-R99)	M	0	5	17	41	85	93	114	133	106	356	69	1019	
		F	0	1	22	21	41	33	45	72	44	292	40	611	
		T	0	6	39	62	126	126	159	205	150	648	109	1630	
XIX	INJURY, POISONING AND CERTAIN OTHER CONSEQUENCES OF EXTERNAL CAUSES (S00-T98)	M	37	96	241	1343	1898	1572	1351	989	275	479	580	8861	
		F	27	72	182	1383	1192	680	397	319	143	326	219	4940	
		T	64	168	423	2726	3090	2252	1748	1308	418	805	799	13801	
ALL CAUSES		M	8097	909	1136	2814	5591	8368	11033	13361	6969	16359	3880	78517	
		F	5002	762	862	3137	3573	3504	4605	6083	4117	11149	1910	44704	
		T	13099	1671	1998	5951	9164	11872	15638	19444	11086	27508	5790	123221	

**TABLE 7.17 : MEDICALLY CERTIFIED DEATHS BY AGE, SEX AND MAJOR CAUSE
GROUPS (BASED UPON TENTH REVISION OF ICD) DURING 2011**

KERALA

Major Group No.	CAUSE OF DEATH	Sex	AGE GROUPS												N.S.	TOTAL
			<1	1-4	5-14	15-24	25-34	35-44	45-54	55-64	65-69	70+				
1	2	3	4	5	6	7	8	9	10	11	12	13	14	15		
I	CERTAIN INFECTIOUS AND PARASITIC DISEASES (A00-B99)	M	28	13	20	38	86	158	248	300	120	302	0	1313		
		F	15	4	15	30	49	62	95	110	58	164	3	605		
		T	43	17	35	68	135	220	343	410	178	466	3	1918		
II	NEOPLASMS (C00-D48)	M	7	28	42	50	73	175	422	763	410	628	0	2598		
		F	9	23	23	34	74	195	342	393	185	308	0	1586		
		T	16	51	65	84	147	370	764	1156	595	936	0	4184		
III	DISEASES OF BLOOD & BLOOD FORMING ORGANS & CERTAIN DISORDERS INVOLVING THE IMMUNE MECHANISM (D50-D89)	M	6	9	5	7	8	9	21	33	9	45	0	152		
		F	1	7	8	10	7	17	18	22	8	39	0	137		
		T	7	16	13	17	15	26	39	55	17	84	0	289		
IV	ENDOCRINE, NUTRITIONAL AND METABOLIC DISEASES (E00-E89)	M	10	3	3	6	17	59	251	525	297	606	0	1777		
		F	8	4	4	10	17	43	124	288	196	514	0	1208		
		T	18	7	7	16	34	102	375	813	493	1120	0	2985		
V	MENTAL AND BEHAVIOURAL DISORDERS (F01-F99)	M	0	0	0	1	5	5	8	3	0	2	0	24		
		F	0	0	0	0	0	1	0	0	0	0	0	1		
		T	0	0	0	1	5	6	8	3	0	2	0	25		
VI	DISEASES OF THE NERVOUS SYSTEM (G00-G98)	M	18	16	23	18	17	26	47	55	28	76	0	324		
		F	7	13	18	16	12	14	21	39	17	67	0	224		
		T	25	29	41	34	29	40	68	94	45	143	0	548		
VII	DISEASES OF THE EYE AND ADNEXA (H00-H59)	M	0	0	1	0	0	0	0	0	0	0	0	1		
		F	0	0	0	0	0	0	0	0	0	0	0	0		
		T	0	0	1	0	0	0	0	0	0	0	0	1		
VIII	DISEASES OF THE EAR AND MASTOID PROCESS (H60-H95)	M	0	0	0	0	1	0	0	1	0	0	0	2		
		F	0	0	0	0	0	0	0	0	0	1	0	1		
		T	0	0	0	0	1	0	0	1	0	1	0	3		
IX	DISEASES OF THE CIRCULATORY SYSTEM (I00-I99)	M	9	11	18	37	86	261	695	1324	854	2239	0	5534		
		F	12	2	11	20	61	148	317	657	632	1909	0	3769		
		T	21	13	29	57	147	409	1012	1981	1486	4148	0	9303		
X	DISEASES OF THE RESPIRATORY SYSTEM (J00-J98)	M	30	24	14	18	42	59	202	489	404	1094	0	2376		
		F	19	29	10	14	19	47	92	164	165	570	0	1129		
		T	49	53	24	32	61	106	294	653	569	1664	0	3505		
XI	DISEASES OF THE DIGESTIVE SYSTEM (K00-K92)	M	6	3	6	7	59	216	441	503	175	234	0	1650		
		F	4	10	11	15	13	27	55	102	81	140	0	458		
		T	10	13	17	22	72	243	496	605	256	374	0	2108		
XII	DISEASES OF THE SKIN AND SUBCUTANEOUS TISSUE (L00-L98)	M	1	0	0	0	0	1	12	13	7	13	0	47		
		F	0	0	0	0	2	3	4	6	6	17	0	38		
		T	1	0	0	0	2	4	16	19	13	30	0	85		
XIII	DISEASES OF THE MUSCULOSKELETAL SYSTEM AND CONNECTIVE TISSUE (M00-M99)	M	0	0	0	4	1	3	5	2	4	7	0	26		
		F	0	0	1	10	13	14	10	6	1	8	0	63		
		T	0	0	1	14	14	17	15	8	5	15	0	89		
XIV	DISEASES OF THE GENITOURINARY SYSTEM (N00-N99)	M	6	0	5	7	23	30	80	116	72	202	0	541		
		F	0	5	1	9	12	14	44	61	30	100	0	276		
		T	6	5	6	16	35	44	124	177	102	302	0	817		
XV	PREGNANCY, CHILDBIRTH AND THE PUERPERIUM (O00-O99)	F	0	0	0	7	16	3	0	0	0	1	0	27		
		T	0	0	0	7	16	3	0	0	0	1	0	27		
XVI	CERTAIN CONDITIONS ORIGINATING IN THE PERINATAL PERIOD (P00-P96)	M	635	0	0	0	0	0	0	0	0	0	0	635		
		F	470	0	0	0	0	0	0	0	0	0	0	470		
		T	1105	0	0	0	0	0	0	0	0	0	0	1105		
XVII	CONGENITAL MALFORMATIONS, DEFORMATIONS AND CHROMOSOMAL ABNORMALITIES (Q00-Q99)	M	287	13	2	1	0	3	4	0	0	0	0	310		
		F	199	12	7	3	1	0	1	0	0	0	0	223		
		T	486	25	9	4	1	3	5	0	0	0	0	533		
XVIII	SYMPTOMS, SIGNS AND ABNORMAL CLINICAL AND LABORATORY FINDINGS N.E.C. (R00-R99)	M	4	2	1	3	7	16	22	15	5	157	0	232		
		F	2	2	3	6	6	3	7	9	4	198	0	240		
		T	6	4	4	9	13	19	29	24	9	355	0	472		
XIX	INJURY, POISONING AND CERTAIN OTHER CONSEQUENCES OF EXTERNAL CAUSES (S00-T98)	M	4	6	16	84	134	149	197	180	69	81	0	920		
		F	1	5	13	36	38	45	50	45	35	67	0	335		
		T	5	11	29	120	172	194	247	225	104	148	0	1255		
ALL CAUSES		M	1051	128	156	281	559	1170	2655	4322	2454	5686	0	18462		
		F	747	116	125	220	340	636	1180	1902	1418	4103	3	10790		
		T	1798	244	281	501	899	1806	3835	6224	3872	9789	3	29252		

**TABLE 7.18 : MEDICALLY CERTIFIED DEATHS BY AGE, SEX AND MAJOR CAUSE
GROUPS (BASED UPON TENTH REVISION OF ICD) DURING 2011**

MADHYA PRADESH

Major Group No.	CAUSE OF DEATH	Sex	AGE GROUPS												N.S.	TOTAL
			<1	1-4	5-14	15-24	25-34	35-44	45-54	55-64	65-69	70+				
1	2	3	4	5	6	7	8	9	10	11	12	13	14	15		
I	CERTAIN INFECTIOUS AND PARASITIC DISEASES (A00-B99)	M	2	147	169	210	269	381	400	239	88	147	0	2052		
		F	2	92	140	187	207	203	120	88	31	49	0	1119		
		T	4	239	309	397	476	584	520	327	119	196	0	3171		
II	NEOPLASMS (C00-D48)	M	0	0	0	1	11	34	41	60	16	48	0	211		
		F	0	0	0	1	9	32	50	49	15	22	0	178		
		T	0	0	0	2	20	66	91	109	31	70	0	389		
III	DISEASES OF BLOOD & BLOOD FORMING ORGANS & CERTAIN DISORDERS INVOLVING THE IMMUNE MECHANISM (D50-D89)	M	0	149	179	200	146	112	110	92	35	76	0	1099		
		F	2	135	203	289	255	132	86	75	32	81	0	1290		
		T	2	284	382	489	401	244	196	167	67	157	0	2389		
IV	ENDOCRINE, NUTRITIONAL AND METABOLIC DISEASES (E00-E89)	M	0	0	1	7	13	64	125	199	86	178	0	673		
		F	0	0	0	7	15	41	74	115	55	122	0	429		
		T	0	0	1	14	28	105	199	314	141	300	0	1102		
V	MENTAL AND BEHAVIOURAL DISORDERS (F01-F99)	M	0	0	0	0	0	0	0	0	0	0	0	0		
		F	0	0	0	0	0	0	0	0	0	0	0	0		
		T	0	0	0	0	0	0	0	0	0	0	0	0		
VI	DISEASES OF THE NERVOUS SYSTEM (G00-G98)	M	3	79	141	99	99	122	127	86	30	95	0	881		
		F	2	69	91	119	112	95	52	63	18	53	0	674		
		T	5	148	232	218	211	217	179	149	48	148	0	1555		
VII	DISEASES OF THE EYE AND ADNEXA (H00-H59)	M	0	0	0	0	0	0	0	0	0	0	0	0		
		F	0	0	0	0	0	0	0	0	0	0	0	0		
		T	0	0	0	0	0	0	0	0	0	0	0	0		
VIII	DISEASES OF THE EAR AND MASTOID PROCESS (H60-H95)	M	0	0	0	0	0	0	0	0	0	0	0	0		
		F	0	0	0	0	0	0	0	0	0	0	0	0		
		T	0	0	0	0	0	0	0	0	0	0	0	0		
IX	DISEASES OF THE CIRCULATORY SYSTEM (I00-I99)	M	0	2	3	21	86	308	728	1090	549	1358	0	4145		
		F	1	0	0	18	65	185	352	648	300	859	0	2428		
		T	1	2	3	39	151	493	1080	1738	849	2217	0	6573		
X	DISEASES OF THE RESPIRATORY SYSTEM (J00-J98)	M	0	22	10	19	27	47	150	242	126	316	0	959		
		F	0	17	8	13	22	22	39	70	43	137	0	371		
		T	0	39	18	32	49	69	189	312	169	453	0	1330		
XI	DISEASES OF THE DIGESTIVE SYSTEM (K00-K92)	M	0	0	1	14	56	129	128	92	34	47	0	501		
		F	0	0	1	4	14	16	16	21	7	9	0	88		
		T	0	0	2	18	70	145	144	113	41	56	0	589		
XII	DISEASES OF THE SKIN AND SUBCUTANEOUS TISSUE (L00-L98)	M	0	0	0	0	0	0	0	0	0	0	0	0		
		F	0	0	0	0	0	0	0	0	0	0	0	0		
		T	0	0	0	0	0	0	0	0	0	0	0	0		
XIII	DISEASES OF THE MUSCULOSKELETAL SYSTEM AND CONNECTIVE TISSUE (M00-M99)	M	0	0	0	0	0	1	0	0	0	0	0	1		
		F	0	0	0	0	0	0	0	0	0	0	0	0		
		T	0	0	0	0	0	1	0	0	0	0	0	1		
XIV	DISEASES OF THE GENITOURINARY SYSTEM (N00-N99)	M	0	6	6	12	19	23	25	24	10	25	0	150		
		F	0	1	0	1	3	4	2	3	2	9	0	25		
		T	0	7	6	13	22	27	27	27	12	34	0	175		
XV	PREGNANCY, CHILDBIRTH AND THE PUERPERIUM (O00-O99)	F	0	0	0	30	26	7	0	0	0	0	0	63		
		T	0	0	0	30	26	7	0	0	0	0	0	63		
XVI	CERTAIN CONDITIONS ORIGINATING IN THE PERINATAL PERIOD (P00-P96)	M	4537	0	0	0	0	0	0	0	0	0	8	4545		
		F	2864	0	0	0	0	0	0	0	0	0	1	2865		
		T	7401	0	0	0	0	0	0	0	0	0	9	7410		
XVII	CONGENITAL MALFORMATIONS, DEFORMATIONS AND CHROMOSOMAL ABNORMALITIES (Q00-Q99)	M	0	0	0	0	0	0	0	0	0	0	0	0		
		F	0	0	0	0	0	0	0	0	0	0	0	0		
		T	0	0	0	0	0	0	0	0	0	0	0	0		
XVIII	SYMPTOMS, SIGNS AND ABNORMAL CLINICAL AND LABORATORY FINDINGS N.E.C. (R00-R99)	M	1	116	273	618	819	1071	1299	931	290	750	0	6168		
		F	0	104	239	558	566	578	584	467	156	441	0	3693		
		T	1	220	512	1176	1385	1649	1883	1398	446	1191	0	9861		
XIX	INJURY, POISONING AND CERTAIN OTHER CONSEQUENCES OF EXTERNAL CAUSES (S00-T98)	M	1	19	55	259	326	259	187	102	30	55	0	1293		
		F	0	16	62	353	399	187	94	51	29	39	0	1230		
		T	1	35	117	612	725	446	281	153	59	94	0	2523		
ALL CAUSES		M	4544	540	838	1460	1871	2551	3320	3157	1294	3095	8	22678		
		F	2871	434	744	1580	1693	1502	1469	1650	688	1821	1	14453		
		T	7415	974	1582	3040	3564	4053	4789	4807	1982	4916	9	37131		

**TABLE 7.19 : MEDICALLY CERTIFIED DEATHS BY AGE, SEX AND MAJOR CAUSE
GROUPS (BASED UPON TENTH REVISION OF ICD) DURING 2011**

MAHARASHTRA

Major Group No.	CAUSE OF DEATH	Sex	AGE GROUPS												N.S.	TOTAL
			<1	1-4	5-14	15-24	25-34	35-44	45-54	55-64	65-69	70+				
1	2	3	4	5	6	7	8	9	10	11	12	13	14	15		
I	CERTAIN INFECTIOUS AND PARASITIC DISEASES (A00-B99)	M	1054	313	418	822	2286	3541	3468	2934	1446	3552	658	20492		
		F	712	294	391	916	1342	1293	1393	1404	855	3149	320	12069		
		T	1766	607	809	1738	3628	4834	4861	4338	2301	6701	978	32561		
II	NEOPLASMS (C00-D48)	M	19	42	110	145	245	494	890	1399	854	1812	192	6202		
		F	12	27	51	91	201	537	1034	1304	717	1354	171	5499		
		T	31	69	161	236	446	1031	1924	2703	1571	3166	363	11701		
III	DISEASES OF BLOOD & BLOOD FORMING ORGANS & CERTAIN DISORDERS INVOLVING THE IMMUNE MECHANISM (D50-D89)	M	49	29	70	93	102	158	131	147	93	229	47	1148		
		F	42	30	44	92	75	100	88	106	88	309	37	1011		
		T	91	59	114	185	177	258	219	253	181	538	84	2159		
IV	ENDOCRINE, NUTRITIONAL AND METABOLIC DISEASES (E00-E89)	M	29	15	23	34	38	150	405	853	565	1547	178	3837		
		F	24	12	17	35	42	95	298	608	464	1368	115	3078		
		T	53	27	40	69	80	245	703	1461	1029	2915	293	6915		
V	MENTAL AND BEHAVIOURAL DISORDERS (F01-F99)	M	0	1	4	4	3	7	11	12	5	12	3	62		
		F	0	0	2	4	2	3	3	3	1	8	2	28		
		T	0	1	6	8	5	10	14	15	6	20	5	90		
VI	DISEASES OF THE NERVOUS SYSTEM (G00-G98)	M	104	91	105	122	160	268	277	353	225	553	110	2368		
		F	102	72	86	102	98	102	133	178	136	451	66	1526		
		T	206	163	191	224	258	370	410	531	361	1004	176	3894		
VII	DISEASES OF THE EYE AND ADNEXA (H00-H59)	M	1	1	0	0	1	2	0	1	0	2	0	8		
		F	1	0	0	0	1	0	2	2	3	3	1	13		
		T	2	1	0	0	2	2	2	3	3	5	1	21		
VIII	DISEASES OF THE EAR AND MASTOID PROCESS (H60-H95)	M	0	0	1	1	1	1	3	1	1	1	1	11		
		F	0	0	0	0	0	1	0	2	0	2	1	6		
		T	0	0	1	1	1	2	3	3	1	3	2	17		
IX	DISEASES OF THE CIRCULATORY SYSTEM (I00-I99)	M	140	204	286	635	1217	2764	5536	8265	4482	14699	1685	39913		
		F	112	158	237	472	728	1235	2231	4042	2921	14212	886	27234		
		T	252	362	523	1107	1945	3999	7767	12307	7403	28911	2571	67147		
X	DISEASES OF THE RESPIRATORY SYSTEM (J00-J98)	M	1173	289	297	539	610	982	1359	1887	1201	4611	479	13427		
		F	1012	277	231	327	373	473	692	1091	752	4166	247	9641		
		T	2185	566	528	866	983	1455	2051	2978	1953	8777	726	23068		
XI	DISEASES OF THE DIGESTIVE SYSTEM (K00-K92)	M	80	33	47	176	718	1748	1964	1311	460	744	354	7635		
		F	29	25	53	116	123	181	249	281	164	446	58	1725		
		T	109	58	100	292	841	1929	2213	1592	624	1190	412	9360		
XII	DISEASES OF THE SKIN AND SUBCUTANEOUS TISSUE (L00-L98)	M	2	1	2	3	4	4	14	25	14	30	7	106		
		F	1	1	1	5	8	7	4	8	13	23	5	76		
		T	3	2	3	8	12	11	18	33	27	53	12	182		
XIII	DISEASES OF THE MUSCULOSKELETAL SYSTEM AND CONNECTIVE TISSUE (M00-M99)	M	1	0	1	5	4	5	6	8	3	11	5	49		
		F	0	0	1	8	10	9	12	6	9	20	4	79		
		T	1	0	2	13	14	14	18	14	12	31	9	128		
XIV	DISEASES OF THE GENITOURINARY SYSTEM (N00-N99)	M	66	19	65	121	243	415	593	875	583	1421	144	4545		
		F	39	16	56	107	136	200	368	506	445	1026	66	2965		
		T	105	35	121	228	379	615	961	1381	1028	2447	210	7510		
XV	PREGNANCY, CHILDBIRTH AND THE PUERPERIUM (O00-O99)	F	0	0	0	110	195	107	3	0	0	0	21	436		
		T	0	0	0	110	195	107	3	0	0	0	21	436		
XVI	CERTAIN CONDITIONS ORIGINATING IN THE PERINATAL PERIOD (P00-P96)	M	4585	0	0	0	0	0	0	0	0	0	379	4964		
		F	3193	0	0	0	0	0	0	0	0	0	264	3457		
		T	7778	0	0	0	0	0	0	0	0	0	643	8421		
XVII	CONGENITAL MALFORMATIONS, DEFORMATIONS AND CHROMOSOMAL ABNORMALITIES (Q00-Q99)	M	424	46	32	4	1	2	1	0	0	0	32	542		
		F	344	43	27	5	2	2	1	0	2	2	18	446		
		T	768	89	59	9	3	4	2	0	2	2	50	988		
XVIII	SYMPTOMS, SIGNS AND ABNORMAL CLINICAL AND LABORATORY FINDINGS N.E.C. (R00-R99)	M	290	115	234	1260	1785	1890	1689	1306	747	4121	969	14406		
		F	181	108	201	940	838	643	460	494	545	5018	542	9970		
		T	471	223	435	2200	2623	2533	2149	1800	1292	9139	1511	24376		
XIX	INJURY, POISONING AND CERTAIN OTHER CONSEQUENCES OF EXTERNAL CAUSES (S00-T98)	M	85	124	275	2168	2709	2222	1625	931	408	560	335	11442		
		F	61	115	213	1269	1263	719	477	318	176	393	198	5202		
		T	146	239	488	3437	3972	2941	2102	1249	584	953	533	16644		
ALL CAUSES		M	8102	1323	1970	6132	10127	14653	17972	20308	11087	33905	5578	131157		
		F	5865	1178	1611	4599	5437	5707	7448	10353	7291	31950	3022	84461		
		T	13967	2501	3581	10731	15564	20360	25420	30661	18378	65855	8600	215618		

**TABLE 7.20 : MEDICALLY CERTIFIED DEATHS BY AGE, SEX AND MAJOR CAUSE
GROUPS (BASED UPON TENTH REVISION OF ICD) DURING 2011**

MANIPUR

Major Group No.	CAUSE OF DEATH	Sex	AGE GROUPS												N.S.	TOTAL
			<1	1-4	5-14	15-24	25-34	35-44	45-54	55-64	65-69	70+				
1	2	3	4	5	6	7	8	9	10	11	12	13	14	15		
I	CERTAIN INFECTIOUS AND PARASITIC DISEASES (A00-B99)	M	14	7	12	16	29	62	32	22	11	22	11	238		
		F	8	0	2	5	15	24	14	13	12	13	12	118		
		T	22	7	14	21	44	86	46	35	23	35	23	356		
II	NEOPLASMS (C00-D48)	M	0	1	2	0	3	4	10	14	12	14	4	64		
		F	1	0	0	0	1	1	4	9	6	3	3	28		
		T	1	1	2	0	4	5	14	23	18	17	7	92		
III	DISEASES OF BLOOD & BLOOD FORMING ORGANS & CERTAIN DISORDERS INVOLVING THE IMMUNE MECHANISM (D50-D89)	M	4	0	1	1	3	3	3	3	2	1	2	23		
		F	0	0	0	1	1	2	1	1	1	2	2	11		
		T	4	0	1	2	4	5	4	4	3	3	4	34		
IV	ENDOCRINE, NUTRITIONAL AND METABOLIC DISEASES (E00-E89)	M	1	0	1	0	2	4	9	12	6	15	6	56		
		F	1	0	0	0	0	1	7	8	5	6	7	35		
		T	2	0	1	0	2	5	16	20	11	21	13	91		
V	MENTAL AND BEHAVIOURAL DISORDERS (F01-F99)	M	0	0	0	0	0	0	0	0	0	0	0	0		
		F	0	0	0	0	0	0	0	0	0	0	0	0		
		T	0	0	0	0	0	0	0	0	0	0	0	0		
VI	DISEASES OF THE NERVOUS SYSTEM (G00-G98)	M	2	1	3	5	1	4	3	1	3	1	4	28		
		F	1	0	0	2	0	4	3	2	1	0	12	25		
		T	3	1	3	7	1	8	6	3	4	1	16	53		
VII	DISEASES OF THE EYE AND ADNEXA (H00-H59)	M	0	0	0	0	0	0	0	0	0	0	0	0		
		F	0	0	0	0	0	0	0	0	0	0	0	0		
		T	0	0	0	0	0	0	0	0	0	0	0	0		
VIII	DISEASES OF THE EAR AND MASTOID PROCESS (H60-H95)	M	0	0	0	0	0	0	0	0	0	0	0	0		
		F	0	0	0	0	0	0	0	0	0	0	0	0		
		T	0	0	0	0	0	0	0	0	0	0	0	0		
IX	DISEASES OF THE CIRCULATORY SYSTEM (I00-I99)	M	6	2	2	6	16	25	89	72	47	94	37	396		
		F	4	0	0	5	11	22	34	37	25	42	38	218		
		T	10	2	2	11	27	47	123	109	72	136	75	614		
X	DISEASES OF THE RESPIRATORY SYSTEM (J00-J98)	M	9	4	3	3	3	8	16	14	17	44	21	142		
		F	6	0	1	1	3	7	15	17	14	23	19	106		
		T	15	4	4	4	6	15	31	31	31	67	40	248		
XI	DISEASES OF THE DIGESTIVE SYSTEM (K00-K92)	M	4	1	1	3	13	23	37	39	26	33	30	210		
		F	1	0	1	2	1	12	11	0	2	6	6	42		
		T	5	1	2	5	14	35	48	39	28	39	36	252		
XII	DISEASES OF THE SKIN AND SUBCUTANEOUS TISSUE (L00-L98)	M	0	0	0	0	0	0	0	0	0	0	0	0		
		F	0	0	0	0	0	0	0	0	0	0	0	0		
		T	0	0	0	0	0	0	0	0	0	0	0	0		
XIII	DISEASES OF THE MUSCULOSKELETAL SYSTEM AND CONNECTIVE TISSUE (M00-M99)	M	0	0	0	0	0	0	0	0	0	0	0	0		
		F	0	0	0	0	0	1	0	0	0	1	0	2		
		T	0	0	0	0	0	1	0	0	0	1	0	2		
XIV	DISEASES OF THE GENITOURINARY SYSTEM (N00-N99)	M	0	0	0	0	2	3	3	7	5	4	10	34		
		F	0	0	1	1	1	3	4	4	3	6	5	28		
		T	0	0	1	1	3	6	7	11	8	10	15	62		
XV	PREGNANCY, CHILDBIRTH AND THE PUERPERIUM (O00-O99)	F	0	0	0	1	1	1	1	0	0	0	0	4		
		T	0	0	0	1	1	1	1	0	0	0	0	4		
XVI	CERTAIN CONDITIONS ORIGINATING IN THE PERINATAL PERIOD (P00-P96)	M	28	0	0	0	0	0	0	0	0	0	8	36		
		F	20	0	0	0	0	0	0	0	0	0	16	36		
		T	48	0	0	0	0	0	0	0	0	0	24	72		
XVII	CONGENITAL MALFORMATIONS, DEFORMATIONS AND CHROMOSOMAL ABNORMALITIES (Q00-Q99)	M	3	0	0	0	0	0	0	0	1	2	6	12		
		F	1	0	0	1	1	0	2	0	0	2	2	9		
		T	4	0	0	1	1	0	2	0	1	4	8	21		
XVIII	SYMPTOMS, SIGNS AND ABNORMAL CLINICAL AND LABORATORY FINDINGS N.E.C. (R00-R99)	M	2	1	1	1	2	6	5	7	5	8	13	51		
		F	0	0	0	0	2	0	2	41	8	13	12	78		
		T	2	1	1	1	4	6	7	48	13	21	25	129		
XIX	INJURY, POISONING AND CERTAIN OTHER CONSEQUENCES OF EXTERNAL CAUSES (S00-T98)	M	5	2	1	12	24	12	21	18	7	10	19	131		
		F	1	0	0	10	9	4	5	3	4	4	14	54		
		T	6	2	1	22	33	16	26	21	11	14	33	185		
ALL CAUSES		M	78	19	27	47	98	154	228	209	142	248	171	1421		
		F	44	0	5	29	46	82	103	135	81	121	148	794		
		T	122	19	32	76	144	236	331	344	223	369	319	2215		

**TABLE 7.21 : MEDICALLY CERTIFIED DEATHS BY AGE, SEX AND MAJOR CAUSE
GROUPS (BASED UPON TENTH REVISION OF ICD) DURING 2011**

MEGHALAYA

Major Group No.	CAUSE OF DEATH	Sex	AGE GROUPS												N.S.	TOTAL
			<1	1-4	5-14	15-24	25-34	35-44	45-54	55-64	65-69	70+				
1	2	3	4	5	6	7	8	9	10	11	12	13	14	15		
I	CERTAIN INFECTIOUS AND PARASITIC DISEASES (A00-B99)	M	32	8	18	30	19	34	27	12	6	12	20	218		
		F	14	6	14	23	12	14	13	3	5	10	3	117		
		T	46	14	32	53	31	48	40	15	11	22	23	335		
II	NEOPLASMS (C00-D48)	M	0	0	0	0	3	5	22	11	10	9	9	69		
		F	0	0	0	1	1	1	11	10	8	7	5	44		
		T	0	0	0	1	4	6	33	21	18	16	14	113		
III	DISEASES OF BLOOD & BLOOD FORMING ORGANS & CERTAIN DISORDERS INVOLVING THE IMMUNE MECHANISM (D50-D89)	M	1	0	2	1	1	0	2	0	0	1	0	8		
		F	0	0	2	1	1	1	0	1	1	2	2	11		
		T	1	0	4	2	2	1	2	1	1	3	2	19		
IV	ENDOCRINE, NUTRITIONAL AND METABOLIC DISEASES (E00-E89)	M	0	2	3	0	0	0	6	7	1	6	3	28		
		F	1	1	1	0	1	4	4	2	3	12	0	29		
		T	1	3	4	0	1	4	10	9	4	18	3	57		
V	MENTAL AND BEHAVIOURAL DISORDERS (F01-F99)	M	0	0	0	0	0	0	0	0	0	0	0	0		
		F	0	0	0	0	0	0	0	0	0	0	0	0		
		T	0	0	0	0	0	0	0	0	0	0	0	0		
VI	DISEASES OF THE NERVOUS SYSTEM (G00-G98)	M	5	6	1	4	5	1	2	0	0	2	3	29		
		F	1	2	0	5	2	2	3	1	1	3	0	20		
		T	6	8	1	9	7	3	5	1	1	5	3	49		
VII	DISEASES OF THE EYE AND ADNEXA (H00-H59)	M	0	0	0	0	0	0	0	0	0	0	0	0		
		F	0	0	0	0	0	0	0	0	0	0	0	0		
		T	0	0	0	0	0	0	0	0	0	0	0	0		
VIII	DISEASES OF THE EAR AND MASTOID PROCESS (H60-H95)	M	0	0	0	0	0	0	0	0	0	0	0	0		
		F	0	0	0	0	0	0	0	0	0	0	0	0		
		T	0	0	0	0	0	0	0	0	0	0	0	0		
IX	DISEASES OF THE CIRCULATORY SYSTEM (I00-I99)	M	3	0	1	2	4	16	41	31	15	37	10	160		
		F	1	1	0	4	3	4	16	12	6	34	3	84		
		T	4	1	1	6	7	20	57	43	21	71	13	244		
X	DISEASES OF THE RESPIRATORY SYSTEM (J00-J98)	M	26	11	2	5	3	3	5	4	5	3	5	72		
		F	27	3	1	1	3	2	2	1	2	15	6	63		
		T	53	14	3	6	6	5	7	5	7	18	11	135		
XI	DISEASES OF THE DIGESTIVE SYSTEM (K00-K92)	M	1	1	1	3	24	42	29	21	3	5	15	145		
		F	1	1	0	1	3	7	4	5	2	2	1	27		
		T	2	2	1	4	27	49	33	26	5	7	16	172		
XII	DISEASES OF THE SKIN AND SUBCUTANEOUS TISSUE (L00-L98)	M	1	0	0	0	0	0	0	0	0	0	0	1		
		F	0	0	0	0	0	0	0	0	0	0	0	0		
		T	1	0	0	0	0	0	0	0	0	0	0	1		
XIII	DISEASES OF THE MUSCULOSKELETAL SYSTEM AND CONNECTIVE TISSUE (M00-M99)	M	0	0	0	0	0	0	0	1	1	0	0	2		
		F	0	0	1	1	0	0	0	0	0	1	0	3		
		T	0	0	1	1	0	0	0	1	1	1	0	5		
XIV	DISEASES OF THE GENITOURINARY SYSTEM (N00-N99)	M	0	1	1	3	6	6	5	3	2	6	3	36		
		F	1	0	0	1	4	3	6	4	1	4	1	25		
		T	1	1	1	4	10	9	11	7	3	10	4	61		
XV	PREGNANCY, CHILDBIRTH AND THE PUERPERIUM (O00-O99)	F	0	0	0	12	14	2	3	0	0	0	4	35		
		T	0	0	0	12	14	2	3	0	0	0	4	35		
XVI	CERTAIN CONDITIONS ORIGINATING IN THE PERINATAL PERIOD (P00-P96)	M	104	0	0	0	0	0	0	0	0	0	0	104		
		F	75	0	0	0	0	0	0	0	0	0	0	75		
		T	179	0	0	0	0	0	0	0	0	0	0	179		
XVII	CONGENITAL MALFORMATIONS, DEFORMATIONS AND CHROMOSOMAL ABNORMALITIES (Q00-Q99)	M	5	0	0	0	0	0	0	0	0	0	0	5		
		F	2	0	0	0	0	0	0	0	0	0	0	2		
		T	7	0	0	0	0	0	0	0	0	0	0	7		
XVIII	SYMPTOMS, SIGNS AND ABNORMAL CLINICAL AND LABORATORY FINDINGS N.E.C. (R00-R99)	M	17	4	6	11	11	12	5	8	2	23	11	110		
		F	9	6	7	2	2	3	5	1	1	28	4	68		
		T	26	10	13	13	13	15	10	9	3	51	15	178		
XIX	INJURY, POISONING AND CERTAIN OTHER CONSEQUENCES OF EXTERNAL CAUSES (S00-T98)	M	1	3	5	12	13	16	10	2	3	2	2	69		
		F	3	1	4	3	2	3	0	2	0	1	3	22		
		T	4	4	9	15	15	19	10	4	3	3	5	91		
ALL CAUSES		M	196	36	40	71	89	135	154	100	48	106	81	1056		
		F	135	21	30	55	48	46	67	42	30	119	32	625		
		T	331	57	70	126	137	181	221	142	78	225	113	1681		

**TABLE 7.22 : MEDICALLY CERTIFIED DEATHS BY AGE, SEX AND MAJOR CAUSE
GROUPS (BASED UPON TENTH REVISION OF ICD) DURING 2011**

MIZORAM

Major Group No.	CAUSE OF DEATH	Sex	AGE GROUPS											N.S.	TOTAL
			<1	1-4	5-14	15-24	25-34	35-44	45-54	55-64	65-69	70+			
1	2	3	4	5	6	7	8	9	10	11	12	13	14	15	
I	CERTAIN INFECTIOUS AND PARASITIC DISEASES (A00-B99)	M	79	18	22	36	67	54	41	19	1	15	1	353	
		F	90	0	8	12	30	18	16	4	5	15	0	198	
		T	169	18	30	48	97	72	57	23	6	30	1	551	
II	NEOPLASMS (C00-D48)	M	1	0	3	1	5	13	33	44	24	26	1	151	
		F	4	0	0	2	3	8	11	19	12	19	0	78	
		T	5	0	3	3	8	21	44	63	36	45	1	229	
III	DISEASES OF BLOOD & BLOOD FORMING ORGANS & CERTAIN DISORDERS INVOLVING THE IMMUNE MECHANISM (D50-D89)	M	1	1	0	1	4	2	1	0	0	3	0	13	
		F	0	0	0	4	5	2	0	1	0	0	0	12	
		T	1	1	0	5	9	4	1	1	0	3	0	25	
IV	ENDOCRINE, NUTRITIONAL AND METABOLIC DISEASES (E00-E89)	M	0	2	0	0	3	7	12	12	3	9	0	48	
		F	1	0	0	0	0	2	3	6	2	11	0	25	
		T	1	2	0	0	3	9	15	18	5	20	0	73	
V	MENTAL AND BEHAVIOURAL DISORDERS (F01-F99)	M	0	0	0	3	11	17	2	2	2	1	0	38	
		F	2	0	1	0	2	1	1	1	0	4	0	12	
		T	2	0	1	3	13	18	3	3	2	5	0	50	
VI	DISEASES OF THE NERVOUS SYSTEM (G00-G98)	M	44	6	5	1	3	0	3	0	1	2	0	65	
		F	35	0	1	1	1	0	0	2	2	1	0	43	
		T	79	6	6	2	4	0	3	2	3	3	0	108	
VII	DISEASES OF THE EYE AND ADNEXA (H00-H59)	M	0	0	0	0	0	0	0	0	0	0	0	0	
		F	0	0	0	0	0	0	0	0	0	0	0	0	
		T	0	0	0	0	0	0	0	0	0	0	0	0	
VIII	DISEASES OF THE EAR AND MASTOID PROCESS (H60-H95)	M	0	0	0	0	0	0	0	0	0	0	0	0	
		F	0	0	0	0	0	0	0	0	0	0	0	0	
		T	0	0	0	0	0	0	0	0	0	0	0	0	
IX	DISEASES OF THE CIRCULATORY SYSTEM (I00-I99)	M	10	5	2	18	27	23	43	30	14	49	1	222	
		F	9	0	3	6	6	6	12	14	9	20	0	85	
		T	19	5	5	24	33	29	55	44	23	69	1	307	
X	DISEASES OF THE RESPIRATORY SYSTEM (J00-J98)	M	75	16	5	12	18	12	22	24	11	46	0	241	
		F	54	0	3	5	4	4	7	13	6	47	0	143	
		T	129	16	8	17	22	16	29	37	17	93	0	384	
XI	DISEASES OF THE DIGESTIVE SYSTEM (K00-K92)	M	4	2	1	15	29	61	48	26	2	6	0	194	
		F	7	0	0	4	12	18	8	6	2	5	0	62	
		T	11	2	1	19	41	79	56	32	4	11	0	256	
XII	DISEASES OF THE SKIN AND SUBCUTANEOUS TISSUE (L00-L98)	M	0	0	0	0	1	0	0	1	0	0	0	2	
		F	0	0	0	0	0	0	0	0	0	0	0	0	
		T	0	0	0	0	1	0	0	1	0	0	0	2	
XIII	DISEASES OF THE MUSCULOSKELETAL SYSTEM AND CONNECTIVE TISSUE (M00-M99)	M	0	0	0	0	0	0	0	0	0	0	0	0	
		F	0	0	0	1	5	0	0	0	0	0	0	6	
		T	0	0	0	1	5	0	0	0	0	0	0	6	
XIV	DISEASES OF THE GENITOURINARY SYSTEM (N00-N99)	M	3	0	1	5	6	11	15	12	4	11	0	68	
		F	5	0	2	4	5	15	4	2	4	2	0	43	
		T	8	0	3	9	11	26	19	14	8	13	0	111	
XV	PREGNANCY, CHILDBIRTH AND THE PUERPERIUM (O00-O99)	F	0	0	0	0	1	0	0	0	0	0	0	1	
		T	0	0	0	0	1	0	0	0	0	0	0	1	
XVI	CERTAIN CONDITIONS ORIGINATING IN THE PERINATAL PERIOD (P00-P96)	M	138	0	0	0	0	0	0	0	0	0	0	138	
		F	92	0	0	0	0	0	0	0	0	0	0	92	
		T	230	0	0	0	0	0	0	0	0	0	0	230	
XVII	CONGENITAL MALFORMATIONS, DEFORMATIONS AND CHROMOSOMAL ABNORMALITIES (Q00-Q99)	M	4	0	1	1	0	1	0	0	0	0	0	7	
		F	2	0	0	0	0	0	0	1	0	0	0	3	
		T	6	0	1	1	0	1	0	1	0	0	0	10	
XVIII	SYMPTOMS, SIGNS AND ABNORMAL CLINICAL AND LABORATORY FINDINGS N.E.C. (R00-R99)	M	17	3	1	7	16	9	13	8	0	5	0	79	
		F	5	0	0	1	3	5	2	2	1	7	0	26	
		T	22	3	1	8	19	14	15	10	1	12	0	105	
XIX	INJURY, POISONING AND CERTAIN OTHER CONSEQUENCES OF EXTERNAL CAUSES (S00-T98)	M	4	3	5	15	26	12	4	2	3	4	0	78	
		F	2	0	0	3	3	2	0	1	0	0	0	11	
		T	6	3	5	18	29	14	4	3	3	4	0	89	
ALL CAUSES		M	380	56	46	115	216	222	237	180	65	177	3	1697	
		F	308	0	18	43	80	81	64	72	43	131	0	840	
		T	688	56	64	158	296	303	301	252	108	308	3	2537	

**TABLE 7.23 : MEDICALLY CERTIFIED DEATHS BY AGE, SEX AND MAJOR CAUSE
GROUPS (BASED UPON TENTH REVISION OF ICD) DURING 2011**

NAGALAND

Major Group No.	CAUSE OF DEATH	Sex	AGE GROUPS												N.S.	TOTAL
			<1	1-4	5-14	15-24	25-34	35-44	45-54	55-64	65-69	70+				
1	2	3	4	5	6	7	8	9	10	11	12	13	14	15		
I	CERTAIN INFECTIOUS AND PARASITIC DISEASES (A00-B99)	M	1	0	0	0	0	1	1	2	1	1	2	9		
		F	0	0	0	1	0	0	0	2	1	0	0	4		
		T	1	0	0	1	0	1	1	4	2	1	2	13		
II	NEOPLASMS (C00-D48)	M	0	0	0	0	0	1	1	0	2	1	0	5		
		F	0	0	0	0	0	0	1	0	0	1	0	2		
		T	0	0	0	0	0	1	2	0	2	2	0	7		
III	DISEASES OF BLOOD & BLOOD FORMING ORGANS & CERTAIN DISORDERS INVOLVING THE IMMUNE MECHANISM (D50-D89)	M	0	0	0	0	0	0	1	2	0	0	0	3		
		F	0	0	0	0	0	0	0	0	1	0	0	1		
		T	0	0	0	0	0	0	1	2	1	0	0	4		
IV	ENDOCRINE, NUTRITIONAL AND METABOLIC DISEASES (E00-E89)	M	0	0	0	0	0	0	1	1	2	2	0	6		
		F	0	0	0	0	0	1	0	1	0	0	0	2		
		T	0	0	0	0	0	1	1	2	2	2	0	8		
V	MENTAL AND BEHAVIOURAL DISORDERS (F01-F99)	M	0	0	0	0	0	0	0	0	0	0	0	0		
		F	0	0	0	0	0	0	0	0	0	0	0	0		
		T	0	0	0	0	0	0	0	0	0	0	0	0		
VI	DISEASES OF THE NERVOUS SYSTEM (G00-G98)	M	0	0	0	0	1	2	2	3	3	1	0	12		
		F	0	0	0	0	1	1	2	1	1	1	0	7		
		T	0	0	0	0	2	3	4	4	4	2	0	19		
VII	DISEASES OF THE EYE AND ADNEXA (H00-H59)	M	0	0	0	0	0	0	0	0	0	0	0	0		
		F	0	0	0	0	0	0	0	0	0	0	0	0		
		T	0	0	0	0	0	0	0	0	0	0	0	0		
VIII	DISEASES OF THE EAR AND MASTOID PROCESS (H60-H95)	M	0	0	0	0	0	0	0	0	0	0	0	0		
		F	0	0	0	0	0	0	0	0	0	0	0	0		
		T	0	0	0	0	0	0	0	0	0	0	0	0		
IX	DISEASES OF THE CIRCULATORY SYSTEM (I00-I99)	M	0	0	0	0	3	3	3	5	2	3	0	19		
		F	0	0	0	0	2	3	3	0	3	0	0	11		
		T	0	0	0	0	5	6	6	5	5	3	0	30		
X	DISEASES OF THE RESPIRATORY SYSTEM (J00-J98)	M	2	0	1	1	2	1	1	1	2	2	0	13		
		F	1	0	0	0	0	2	2	1	1	1	0	8		
		T	3	0	1	1	2	3	3	2	3	3	0	21		
XI	DISEASES OF THE DIGESTIVE SYSTEM (K00-K92)	M	0	0	0	2	2	4	1	2	2	2	0	15		
		F	0	0	0	0	1	2	0	1	1	1	0	6		
		T	0	0	0	2	3	6	1	3	3	3	0	21		
XII	DISEASES OF THE SKIN AND SUBCUTANEOUS TISSUE (L00-L98)	M	0	0	0	0	0	0	0	0	0	0	0	0		
		F	0	0	0	0	0	0	0	0	0	0	0	0		
		T	0	0	0	0	0	0	0	0	0	0	0	0		
XIII	DISEASES OF THE MUSCULOSKELETAL SYSTEM AND CONNECTIVE TISSUE (M00-M99)	M	0	0	0	0	0	0	0	0	0	0	0	0		
		F	0	0	0	0	0	0	0	0	0	0	0	0		
		T	0	0	0	0	0	0	0	0	0	0	0	0		
XIV	DISEASES OF THE GENITOURINARY SYSTEM (N00-N99)	M	0	0	0	1	0	2	3	0	1	2	0	9		
		F	0	0	0	0	0	0	1	0	3	1	0	5		
		T	0	0	0	1	0	2	4	0	4	3	0	14		
XV	PREGNANCY, CHILDBIRTH AND THE PUERPERIUM (O00-O99)	F	0	0	0	0	0	0	0	0	0	0	0	0		
		T	0	0	0	0	0	0	0	0	0	0	0	0		
XVI	CERTAIN CONDITIONS ORIGINATING IN THE PERINATAL PERIOD (P00-P96)	M	5	0	0	0	0	0	0	0	0	0	0	5		
		F	3	0	0	0	0	0	0	0	0	0	0	3		
		T	8	0	0	0	0	0	0	0	0	0	0	8		
XVII	CONGENITAL MALFORMATIONS, DEFORMATIONS AND CHROMOSOMAL ABNORMALITIES (Q00-Q99)	M	0	0	0	0	0	0	0	0	0	0	0	0		
		F	0	0	0	0	0	0	0	0	0	0	0	0		
		T	0	0	0	0	0	0	0	0	0	0	0	0		
XVIII	SYMPTOMS, SIGNS AND ABNORMAL CLINICAL AND LABORATORY FINDINGS N.E.C. (R00-R99)	M	0	0	0	0	0	0	0	0	0	0	0	0		
		F	0	0	0	0	0	0	0	0	0	0	0	0		
		T	0	0	0	0	0	0	0	0	0	0	0	0		
XIX	INJURY, POISONING AND CERTAIN OTHER CONSEQUENCES OF EXTERNAL CAUSES (S00-T98)	M	1	2	2	0	2	1	3	1	0	0	0	12		
		F	0	0	2	0	1	2	0	0	0	0	0	5		
		T	1	2	4	0	3	3	3	1	0	0	0	17		
ALL CAUSES		M	9	2	3	4	10	15	17	17	15	14	2	108		
		F	4	0	2	1	5	11	9	6	11	5	0	54		
		T	13	2	5	5	15	26	26	23	26	19	2	162		

**TABLE 7.24 : MEDICALLY CERTIFIED DEATHS BY AGE, SEX AND MAJOR CAUSE
GROUPS (BASED UPON TENTH REVISION OF ICD) DURING 2011**

ODISHA

Major Group No.	CAUSE OF DEATH	Sex	AGE GROUPS											N.S.	TOTAL
			<1	1-4	5-14	15-24	25-34	35-44	45-54	55-64	65-69	70+			
1	2	3	4	5	6	7	8	9	10	11	12	13	14	15	
I	CERTAIN INFECTIOUS AND PARASITIC DISEASES (A00-B99)	M	69	138	170	359	465	547	576	527	166	376	0	3393	
		F	31	117	153	285	347	277	326	250	92	179	0	2057	
		T	100	255	323	644	812	824	902	777	258	555	0	5450	
II	NEOPLASMS (C00-D48)	M	5	12	22	59	72	115	140	160	62	116	0	763	
		F	3	8	17	38	47	77	112	90	38	57	0	487	
		T	8	20	39	97	119	192	252	250	100	173	0	1250	
III	DISEASES OF BLOOD & BLOOD FORMING ORGANS & CERTAIN DISORDERS INVOLVING THE IMMUNE MECHANISM (D50-D89)	M	12	44	58	85	62	59	49	55	15	37	0	476	
		F	6	30	64	96	85	62	58	30	12	35	0	478	
		T	18	74	122	181	147	121	107	85	27	72	0	954	
IV	ENDOCRINE, NUTRITIONAL AND METABOLIC DISEASES (E00-E89)	M	3	8	7	34	32	80	198	349	158	374	0	1243	
		F	4	5	3	23	27	51	105	154	80	160	0	612	
		T	7	13	10	57	59	131	303	503	238	534	0	1855	
V	MENTAL AND BEHAVIOURAL DISORDERS (F01-F99)	M	1	1	0	1	7	10	11	8	3	7	0	49	
		F	0	1	0	0	3	0	3	4	1	1	0	13	
		T	1	2	0	1	10	10	14	12	4	8	0	62	
VI	DISEASES OF THE NERVOUS SYSTEM (G00-G98)	M	59	80	100	65	83	85	88	74	29	69	0	732	
		F	29	44	71	60	66	56	53	40	20	33	0	472	
		T	88	124	171	125	149	141	141	114	49	102	0	1204	
VII	DISEASES OF THE EYE AND ADNEXA (H00-H59)	M	0	0	0	0	0	0	0	1	0	0	0	1	
		F	0	0	0	0	0	0	0	0	0	0	0	0	
		T	0	0	0	0	0	0	0	1	0	0	0	1	
VIII	DISEASES OF THE EAR AND MASTOID PROCESS (H60-H95)	M	0	0	0	0	0	0	0	0	0	0	0	0	
		F	0	0	0	0	0	0	0	0	0	0	0	0	
		T	0	0	0	0	0	0	0	0	0	0	0	0	
IX	DISEASES OF THE CIRCULATORY SYSTEM (I00-I99)	M	14	11	48	99	176	352	666	925	455	1210	0	3956	
		F	16	10	40	97	155	238	446	554	293	664	0	2513	
		T	30	21	88	196	331	590	1112	1479	748	1874	0	6469	
X	DISEASES OF THE RESPIRATORY SYSTEM (J00-J98)	M	73	58	52	48	84	121	171	240	135	450	1	1433	
		F	39	46	47	53	56	63	97	115	64	162	0	742	
		T	112	104	99	101	140	184	268	355	199	612	1	2175	
XI	DISEASES OF THE DIGESTIVE SYSTEM (K00-K92)	M	14	11	18	59	165	263	356	264	74	144	0	1368	
		F	7	4	13	44	47	71	106	74	24	61	0	451	
		T	21	15	31	103	212	334	462	338	98	205	0	1819	
XII	DISEASES OF THE SKIN AND SUBCUTANEOUS TISSUE (L00-L98)	M	0	0	0	3	3	6	5	16	5	10	0	48	
		F	0	2	0	2	3	2	2	5	1	5	0	22	
		T	0	2	0	5	6	8	7	21	6	15	0	70	
XIII	DISEASES OF THE MUSCULOSKELETAL SYSTEM AND CONNECTIVE TISSUE (M00-M99)	M	1	2	1	5	7	7	9	12	4	10	0	58	
		F	0	0	0	8	14	4	8	8	3	8	0	53	
		T	1	2	1	13	21	11	17	20	7	18	0	111	
XIV	DISEASES OF THE GENITOURINARY SYSTEM (N00-N99)	M	5	5	9	15	26	28	39	54	23	61	0	265	
		F	1	2	5	12	21	27	35	33	9	20	0	165	
		T	6	7	14	27	47	55	74	87	32	81	0	430	
XV	PREGNANCY, CHILDBIRTH AND THE PUERPERIUM (O00-O99)	F	0	0	0	143	178	32	2	0	0	0	0	355	
		T	0	0	0	143	178	32	2	0	0	0	0	355	
XVI	CERTAIN CONDITIONS ORIGINATING IN THE PERINATAL PERIOD (P00-P96)	M	3059	0	0	0	0	0	0	0	0	0	0	3059	
		F	1994	0	0	0	0	0	0	0	0	0	0	1994	
		T	5053	0	0	0	0	0	0	0	0	0	0	5053	
XVII	CONGENITAL MALFORMATIONS, DEFORMATIONS AND CHROMOSOMAL ABNORMALITIES (Q00-Q99)	M	46	9	10	26	41	52	68	94	41	68	0	455	
		F	23	10	9	17	18	22	42	28	12	49	0	230	
		T	69	19	19	43	59	74	110	122	53	117	0	685	
XVIII	SYMPTOMS, SIGNS AND ABNORMAL CLINICAL AND LABORATORY FINDINGS N.E.C. (R00-R99)	M	25	18	42	182	222	291	298	279	92	264	0	1713	
		F	18	20	43	155	127	124	125	115	34	109	0	870	
		T	43	38	85	337	349	415	423	394	126	373	0	2583	
XIX	INJURY, POISONING AND CERTAIN OTHER CONSEQUENCES OF EXTERNAL CAUSES (S00-T98)	M	7	30	71	325	454	407	319	213	64	155	0	2045	
		F	6	25	69	430	297	218	138	120	26	75	0	1404	
		T	13	55	140	755	751	625	457	333	90	230	0	3449	
ALL CAUSES		M	3393	427	608	1365	1899	2423	2993	3271	1326	3351	1	21057	
		F	2177	324	534	1463	1491	1324	1658	1620	709	1618	0	12918	
		T	5570	751	1142	2828	3390	3747	4651	4891	2035	4969	1	33975	

**TABLE 7.25 : MEDICALLY CERTIFIED DEATHS BY AGE, SEX AND MAJOR CAUSE
GROUPS (BASED UPON TENTH REVISION OF ICD) DURING 2011**

PUDUCHEERY

Major Group No.	CAUSE OF DEATH	Sex	AGE GROUPS												N.S.	TOTAL
			<1	1-4	5-14	15-24	25-34	35-44	45-54	55-64	65-69	70+				
1	2	3	4	5	6	7	8	9	10	11	12	13	14	15		
I	CERTAIN INFECTIOUS AND PARASITIC DISEASES (A00-B99)	M	26	19	28	49	99	112	186	134	82	80	0	815		
		F	21	19	23	53	90	39	70	74	30	46	0	465		
		T	47	38	51	102	189	151	256	208	112	126	0	1280		
II	NEOPLASMS (C00-D48)	M	2	6	0	4	31	31	13	45	12	12	0	156		
		F	2	3	1	8	8	10	37	26	16	7	0	118		
		T	4	9	1	12	39	41	50	71	28	19	0	274		
III	DISEASES OF BLOOD & BLOOD FORMING ORGANS & CERTAIN DISORDERS INVOLVING THE IMMUNE MECHANISM (D50-D89)	M	12	3	2	9	6	22	7	14	6	4	0	85		
		F	10	3	8	5	7	5	10	13	4	5	0	70		
		T	22	6	10	14	13	27	17	27	10	9	0	155		
IV	ENDOCRINE, NUTRITIONAL AND METABOLIC DISEASES (E00-E89)	M	1	0	0	5	1	12	17	36	17	20	0	109		
		F	13	0	0	4	4	4	10	21	14	14	0	84		
		T	14	0	0	9	5	16	27	57	31	34	0	193		
V	MENTAL AND BEHAVIOURAL DISORDERS (F01-F99)	M	0	0	0	2	0	0	2	2	0	0	0	6		
		F	0	0	1	1	1	1	1	1	0	0	0	6		
		T	0	0	1	3	1	1	3	3	0	0	0	12		
VI	DISEASES OF THE NERVOUS SYSTEM (G00-G98)	M	1	2	1	8	2	4	2	7	3	2	0	32		
		F	1	1	0	7	1	3	10	1	2	1	0	27		
		T	2	3	1	15	3	7	12	8	5	3	0	59		
VII	DISEASES OF THE EYE AND ADNEXA (H00-H59)	M	0	0	0	0	0	0	0	0	0	0	0	0		
		F	0	0	0	0	0	0	0	0	0	0	0	0		
		T	0	0	0	0	0	0	0	0	0	0	0	0		
VIII	DISEASES OF THE EAR AND MASTOID PROCESS (H60-H95)	M	0	0	0	0	0	0	0	0	0	0	0	0		
		F	0	0	0	0	0	0	0	0	0	0	0	0		
		T	0	0	0	0	0	0	0	0	0	0	0	0		
IX	DISEASES OF THE CIRCULATORY SYSTEM (I00-I99)	M	21	1	8	10	31	95	197	277	219	207	11	1077		
		F	5	2	6	20	22	67	85	151	152	121	16	647		
		T	26	3	14	30	53	162	282	428	371	328	27	1724		
X	DISEASES OF THE RESPIRATORY SYSTEM (J00-J98)	M	34	44	26	17	30	72	70	116	50	38	0	497		
		F	16	23	20	18	17	58	44	70	28	17	2	313		
		T	50	67	46	35	47	130	114	186	78	55	2	810		
XI	DISEASES OF THE DIGESTIVE SYSTEM (K00-K92)	M	0	0	9	9	29	49	77	41	20	5	0	239		
		F	0	0	0	3	1	5	11	7	4	5	0	36		
		T	0	0	9	12	30	54	88	48	24	10	0	275		
XII	DISEASES OF THE SKIN AND SUBCUTANEOUS TISSUE (L00-L98)	M	0	0	0	0	1	0	0	0	0	0	0	1		
		F	0	0	0	0	0	0	0	0	0	0	0	0		
		T	0	0	0	0	1	0	0	0	0	0	0	1		
XIII	DISEASES OF THE MUSCULOSKELETAL SYSTEM AND CONNECTIVE TISSUE (M00-M99)	M	0	0	0	1	0	0	0	0	0	0	0	1		
		F	0	0	1	0	0	0	0	0	0	0	0	1		
		T	0	0	1	1	0	0	0	0	0	0	0	2		
XIV	DISEASES OF THE GENITOURINARY SYSTEM (N00-N99)	M	1	7	0	7	12	27	40	80	58	16	0	248		
		F	0	1	1	11	13	15	18	32	19	10	0	120		
		T	1	8	1	18	25	42	58	112	77	26	0	368		
XV	PREGNANCY, CHILDBIRTH AND THE PUERPERIUM (O00-O99)	F	0	0	0	2	0	0	0	0	0	0	0	2		
		T	0	0	0	2	0	0	0	0	0	0	0	2		
XVI	CERTAIN CONDITIONS ORIGINATING IN THE PERINATAL PERIOD (P00-P96)	M	505	0	0	0	0	0	0	0	0	0	0	505		
		F	393	0	0	0	0	0	0	0	0	0	0	393		
		T	898	0	0	0	0	0	0	0	0	0	0	898		
XVII	CONGENITAL MALFORMATIONS, DEFORMATIONS AND CHROMOSOMAL ABNORMALITIES (Q00-Q99)	M	0	1	0	1	0	0	0	0	0	0	0	2		
		F	0	0	5	1	4	0	0	0	0	1	0	11		
		T	0	1	5	2	4	0	0	0	0	1	0	13		
XVIII	SYMPTOMS, SIGNS AND ABNORMAL CLINICAL AND LABORATORY FINDINGS N.E.C. (R00-R99)	M	23	2	3	3	15	30	4	122	106	216	0	524		
		F	21	9	8	12	20	14	13	55	55	204	0	411		
		T	44	11	11	15	35	44	17	177	161	420	0	935		
XIX	INJURY, POISONING AND CERTAIN OTHER CONSEQUENCES OF EXTERNAL CAUSES (S00-T98)	M	0	4	5	24	60	37	41	40	18	21	0	250		
		F	1	1	4	41	53	37	27	24	19	6	0	213		
		T	1	5	9	65	113	74	68	64	37	27	0	463		
ALL CAUSES		M	626	89	82	149	317	491	656	914	591	621	11	4547		
		F	483	62	78	186	241	258	336	475	343	437	18	2917		
		T	1109	151	160	335	558	749	992	1389	934	1058	29	7464		

**TABLE 7.26 : MEDICALLY CERTIFIED DEATHS BY AGE, SEX AND MAJOR CAUSE
GROUPS (BASED UPON TENTH REVISION OF ICD) DURING 2011**

PUNJAB

Major Group No.	CAUSE OF DEATH	Sex	AGE GROUPS												N.S.	TOTAL
			<1	1-4	5-14	15-24	25-34	35-44	45-54	55-64	65-69	70+				
1	2	3	4	5	6	7	8	9	10	11	12	13	14	15		
I	CERTAIN INFECTIOUS AND PARASITIC DISEASES (A00-B99)	M	28	16	36	77	115	174	188	199	140	248	66	1287		
		F	16	11	32	69	90	72	92	97	84	161	44	768		
		T	44	27	68	146	205	246	280	296	224	409	110	2055		
II	NEOPLASMS (C00-D48)	M	0	3	15	15	18	35	64	95	45	106	23	419		
		F	4	2	4	3	11	28	74	72	26	59	15	298		
		T	4	5	19	18	29	63	138	167	71	165	38	717		
III	DISEASES OF BLOOD & BLOOD FORMING ORGANS & CERTAIN DISORDERS INVOLVING THE IMMUNE MECHANISM (D50-D89)	M	9	6	2	15	13	14	23	21	6	48	6	163		
		F	4	4	5	18	19	17	19	6	8	37	1	138		
		T	13	10	7	33	32	31	42	27	14	85	7	301		
IV	ENDOCRINE, NUTRITIONAL AND METABOLIC DISEASES (E00-E89)	M	3	4	2	8	20	37	101	168	88	212	34	677		
		F	3	2	3	11	6	17	78	135	77	153	14	499		
		T	6	6	5	19	26	54	179	303	165	365	48	1176		
V	MENTAL AND BEHAVIOURAL DISORDERS (F01-F99)	M	0	0	0	3	2	1	7	2	6	0	4	25		
		F	0	0	0	0	0	0	0	1	0	0	1	2		
		T	0	0	0	3	2	1	7	3	6	0	5	27		
VI	DISEASES OF THE NERVOUS SYSTEM (G00-G98)	M	24	9	10	17	18	20	20	25	12	32	21	208		
		F	6	5	4	7	4	5	9	12	5	15	5	77		
		T	30	14	14	24	22	25	29	37	17	47	26	285		
VII	DISEASES OF THE EYE AND ADNEXA (H00-H59)	M	0	0	0	0	0	0	0	0	0	0	0	0		
		F	0	0	0	0	0	0	0	0	0	0	0	0		
		T	0	0	0	0	0	0	0	0	0	0	0	0		
VIII	DISEASES OF THE EAR AND MASTOID PROCESS (H60-H95)	M	0	0	0	0	0	0	0	0	0	0	0	0		
		F	0	0	0	0	0	0	0	0	0	0	0	0		
		T	0	0	0	0	0	0	0	0	0	0	0	0		
IX	DISEASES OF THE CIRCULATORY SYSTEM (I00-I99)	M	14	10	29	73	117	238	563	831	536	1209	235	3855		
		F	7	10	21	54	79	110	318	545	351	731	100	2326		
		T	21	20	50	127	196	348	881	1376	887	1940	335	6181		
X	DISEASES OF THE RESPIRATORY SYSTEM (J00-J98)	M	30	12	16	39	45	67	146	250	196	627	45	1473		
		F	15	9	14	32	43	31	77	139	105	308	19	792		
		T	45	21	30	71	88	98	223	389	301	935	64	2265		
XI	DISEASES OF THE DIGESTIVE SYSTEM (K00-K92)	M	2	5	9	29	77	177	366	242	90	233	36	1266		
		F	0	2	7	13	28	29	67	51	28	81	10	316		
		T	2	7	16	42	105	206	433	293	118	314	46	1582		
XII	DISEASES OF THE SKIN AND SUBCUTANEOUS TISSUE (L00-L98)	M	0	0	0	0	0	3	6	4	0	4	2	19		
		F	0	0	0	0	1	0	4	4	0	6	1	16		
		T	0	0	0	0	1	3	10	8	0	10	3	35		
XIII	DISEASES OF THE MUSCULOSKELETAL SYSTEM AND CONNECTIVE TISSUE (M00-M99)	M	0	0	0	1	0	0	1	0	0	0	0	2		
		F	0	0	1	0	1	0	0	1	0	0	1	4		
		T	0	0	1	1	1	0	1	1	0	0	1	6		
XIV	DISEASES OF THE GENITOURINARY SYSTEM (N00-N99)	M	3	2	8	24	25	33	81	71	53	100	4	404		
		F	0	1	1	6	6	11	39	47	40	63	3	217		
		T	3	3	9	30	31	44	120	118	93	163	7	621		
XV	PREGNANCY, CHILDBIRTH AND THE PUERPERIUM (O00-O99)	F	0	0	0	29	71	10	0	0	0	0	0	110		
		T	0	0	0	29	71	10	0	0	0	0	0	110		
XVI	CERTAIN CONDITIONS ORIGINATING IN THE PERINATAL PERIOD (P00-P96)	M	716	0	0	0	0	0	0	0	0	0	0	716		
		F	380	0	0	0	0	0	0	0	0	0	0	380		
		T	1096	0	0	0	0	0	0	0	0	0	0	1096		
XVII	CONGENITAL MALFORMATIONS, DEFORMATIONS AND CHROMOSOMAL ABNORMALITIES (Q00-Q99)	M	12	1	1	0	1	1	0	0	0	0	0	16		
		F	8	0	0	0	0	0	0	1	0	0	0	9		
		T	20	1	1	0	1	1	0	1	0	0	0	25		
XVIII	SYMPTOMS, SIGNS AND ABNORMAL CLINICAL AND LABORATORY FINDINGS N.E.C. (R00-R99)	M	12	5	18	67	100	119	209	191	84	289	22	1116		
		F	10	6	5	30	28	47	74	90	43	149	9	491		
		T	22	11	23	97	128	166	283	281	127	438	31	1607		
XIX	INJURY, POISONING AND CERTAIN OTHER CONSEQUENCES OF EXTERNAL CAUSES (S00-T98)	M	4	12	28	265	243	206	208	141	65	102	60	1334		
		F	0	7	21	114	122	78	53	44	16	23	19	497		
		T	4	19	49	379	365	284	261	185	81	125	79	1831		
ALL CAUSES		M	857	85	174	633	794	1125	1983	2240	1321	3210	558	12980		
		F	453	59	118	386	509	455	904	1245	783	1786	242	6940		
		T	1310	144	292	1019	1303	1580	2887	3485	2104	4996	800	19920		

**TABLE 7.27 : MEDICALLY CERTIFIED DEATHS BY AGE, SEX AND MAJOR CAUSE
GROUPS (BASED UPON TENTH REVISION OF ICD) DURING 2011**

RAJASTHAN

Major Group No.	CAUSE OF DEATH	Sex	AGE GROUPS												N.S.	TOTAL
			<1	1-4	5-14	15-24	25-34	35-44	45-54	55-64	65-69	70+				
1	2	3	4	5	6	7	8	9	10	11	12	13	14	15		
I	CERTAIN INFECTIOUS AND PARASITIC DISEASES (A00-B99)	M	192	140	299	462	451	578	680	547	292	195	344	4180		
		F	37	72	164	202	234	213	194	173	127	76	153	1645		
		T	229	212	463	664	685	791	874	720	419	271	497	5825		
II	NEOPLASMS (C00-D48)	M	0	4	11	17	16	56	74	88	71	12	62	411		
		F	0	3	0	0	24	59	60	37	17	11	9	220		
		T	0	7	11	17	40	115	134	125	88	23	71	631		
III	DISEASES OF BLOOD & BLOOD FORMING ORGANS & CERTAIN DISORDERS INVOLVING THE IMMUNE MECHANISM (D50-D89)	M	15	16	41	40	37	35	31	17	4	2	34	272		
		F	7	15	54	71	39	25	23	17	6	3	19	279		
		T	22	31	95	111	76	60	54	34	10	5	53	551		
IV	ENDOCRINE, NUTRITIONAL AND METABOLIC DISEASES (E00-E89)	M	6	1	21	34	29	57	142	190	111	73	151	815		
		F	11	9	25	20	17	29	92	127	68	50	110	558		
		T	17	10	46	54	46	86	234	317	179	123	261	1373		
V	MENTAL AND BEHAVIOURAL DISORDERS (F01-F99)	M	0	0	6	0	0	0	0	0	0	0	1	7		
		F	0	0	0	1	0	0	0	0	0	0	0	1		
		T	0	0	6	1	0	0	0	0	0	0	1	8		
VI	DISEASES OF THE NERVOUS SYSTEM (G00-G98)	M	29	80	136	44	44	38	26	21	1	8	36	463		
		F	27	58	92	34	23	21	15	10	7	3	10	300		
		T	56	138	228	78	67	59	41	31	8	11	46	763		
VII	DISEASES OF THE EYE AND ADNEXA (H00-H59)	M	0	0	0	0	0	2	0	0	0	0	0	2		
		F	0	0	0	0	0	0	0	0	0	0	0	0		
		T	0	0	0	0	0	2	0	0	0	0	0	2		
VIII	DISEASES OF THE EAR AND MASTOID PROCESS (H60-H95)	M	0	0	0	0	0	0	0	0	0	0	0	0		
		F	0	0	0	0	0	0	0	0	0	0	0	0		
		T	0	0	0	0	0	0	0	0	0	0	0	0		
IX	DISEASES OF THE CIRCULATORY SYSTEM (I00-I99)	M	55	91	198	272	336	577	896	1035	491	479	916	5346		
		F	16	60	92	239	251	269	399	470	316	299	516	2927		
		T	71	151	290	511	587	846	1295	1505	807	778	1432	8273		
X	DISEASES OF THE RESPIRATORY SYSTEM (J00-J98)	M	23	40	50	96	149	278	648	994	660	655	995	4588		
		F	20	24	31	71	90	154	326	528	365	347	530	2486		
		T	43	64	81	167	239	432	974	1522	1025	1002	1525	7074		
XI	DISEASES OF THE DIGESTIVE SYSTEM (K00-K92)	M	1	15	34	41	96	138	128	106	52	25	41	677		
		F	3	4	8	19	10	32	21	16	8	1	11	133		
		T	4	19	42	60	106	170	149	122	60	26	52	810		
XII	DISEASES OF THE SKIN AND SUBCUTANEOUS TISSUE (L00-L98)	M	0	0	0	3	0	1	1	0	6	0	0	11		
		F	0	0	0	0	0	0	0	0	0	0	0	0		
		T	0	0	0	3	0	1	1	0	6	0	0	11		
XIII	DISEASES OF THE MUSCULOSKELETAL SYSTEM AND CONNECTIVE TISSUE (M00-M99)	M	0	0	0	0	0	0	0	0	0	0	0	0		
		F	0	0	0	0	0	0	0	0	0	0	0	0		
		T	0	0	0	0	0	0	0	0	0	0	0	0		
XIV	DISEASES OF THE GENITOURINARY SYSTEM (N00-N99)	M	6	0	4	27	14	33	26	40	19	22	42	233		
		F	3	1	3	18	18	13	23	18	9	9	16	131		
		T	9	1	7	45	32	46	49	58	28	31	58	364		
XV	PREGNANCY, CHILDBIRTH AND THE PUERPERIUM (O00-O99)	F	0	0	0	124	196	22	0	0	0	0	2	344		
		T	0	0	0	124	196	22	0	0	0	0	2	344		
XVI	CERTAIN CONDITIONS ORIGINATING IN THE PERINATAL PERIOD (P00-P96)	M	6347	0	0	0	0	0	0	0	0	0	0	6347		
		F	3923	0	0	0	0	0	0	0	0	0	0	3923		
		T	10270	0	0	0	0	0	0	0	0	0	0	10270		
XVII	CONGENITAL MALFORMATIONS, DEFORMATIONS AND CHROMOSOMAL ABNORMALITIES (Q00-Q99)	M	0	0	0	8	24	12	10	18	3	4	11	90		
		F	0	0	1	5	0	0	16	6	0	2	4	34		
		T	0	0	1	13	24	12	26	24	3	6	15	124		
XVIII	SYMPTOMS, SIGNS AND ABNORMAL CLINICAL AND LABORATORY FINDINGS N.E.C. (R00-R99)	M	51	79	129	129	137	186	149	146	77	49	65	1197		
		F	20	59	81	90	74	62	46	72	41	24	49	618		
		T	71	138	210	219	211	248	195	218	118	73	114	1815		
XIX	INJURY, POISONING AND CERTAIN OTHER CONSEQUENCES OF EXTERNAL CAUSES (S00-T98)	M	36	62	168	614	808	531	351	214	59	48	73	2964		
		F	22	48	77	322	295	164	106	69	39	27	46	1215		
		T	58	110	245	936	1103	695	457	283	98	75	119	4179		
ALL CAUSES		M	6761	528	1097	1787	2141	2522	3162	3416	1846	1572	2771	27603		
		F	4089	353	628	1216	1271	1063	1321	1543	1003	852	1475	14814		
		T	10850	881	1725	3003	3412	3585	4483	4959	2849	2424	4246	42417		

**TABLE 7.28 : MEDICALLY CERTIFIED DEATHS BY AGE, SEX AND MAJOR CAUSE
GROUPS (BASED UPON TENTH REVISION OF ICD) DURING 2011**

SIKKIM

Major Group No.	CAUSE OF DEATH	Sex	AGE GROUPS												N.S.	TOTAL
			<1	1-4	5-14	15-24	25-34	35-44	45-54	55-64	65-69	70+				
1	2	3	4	5	6	7	8	9	10	11	12	13	14	15		
I	CERTAIN INFECTIOUS AND PARASITIC DISEASES (A00-B99)	M	6	0	4	17	23	11	21	12	2	6	0	102		
		F	6	0	5	18	13	8	5	8	5	6	1	75		
		T	12	0	9	35	36	19	26	20	7	12	1	177		
II	NEOPLASMS (C00-D48)	M	0	0	0	0	2	4	6	8	3	9	0	32		
		F	0	0	0	0	1	2	3	10	1	9	0	26		
		T	0	0	0	0	3	6	9	18	4	18	0	58		
III	DISEASES OF BLOOD & BLOOD FORMING ORGANS & CERTAIN DISORDERS INVOLVING THE IMMUNE MECHANISM (D50-D89)	M	0	0	0	0	2	1	0	0	0	3	0	6		
		F	0	0	0	0	0	0	2	1	2	1	0	6		
		T	0	0	0	0	2	1	2	1	2	4	0	12		
IV	ENDOCRINE, NUTRITIONAL AND METABOLIC DISEASES (E00-E89)	M	1	0	1	2	0	0	2	2	2	2	0	12		
		F	0	0	0	1	1	1	3	3	2	4	0	15		
		T	1	0	1	3	1	1	5	5	4	6	0	27		
V	MENTAL AND BEHAVIOURAL DISORDERS (F01-F99)	M	0	0	0	1	1	1	3	0	0	1	0	7		
		F	0	0	0	0	0	1	0	0	0	1	0	2		
		T	0	0	0	1	1	2	3	0	0	2	0	9		
VI	DISEASES OF THE NERVOUS SYSTEM (G00-G98)	M	4	2	2	2	0	4	1	2	0	0	0	17		
		F	7	0	1	2	0	1	0	1	0	1	0	13		
		T	11	2	3	4	0	5	1	3	0	1	0	30		
VII	DISEASES OF THE EYE AND ADNEXA (H00-H59)	M	0	0	0	0	0	0	0	0	0	0	0	0		
		F	0	0	0	0	0	0	0	0	0	0	0	0		
		T	0	0	0	0	0	0	0	0	0	0	0	0		
VIII	DISEASES OF THE EAR AND MASTOID PROCESS (H60-H95)	M	0	0	0	0	0	0	0	0	0	0	0	0		
		F	0	0	0	0	0	0	0	0	0	0	0	0		
		T	0	0	0	0	0	0	0	0	0	0	0	0		
IX	DISEASES OF THE CIRCULATORY SYSTEM (I00-I99)	M	0	0	2	13	8	18	34	35	15	63	1	189		
		F	1	0	3	5	7	6	17	13	10	41	1	104		
		T	1	0	5	18	15	24	51	48	25	104	2	293		
X	DISEASES OF THE RESPIRATORY SYSTEM (J00-J98)	M	10	3	1	2	8	8	3	11	5	27	0	78		
		F	6	0	4	2	2	2	5	9	9	24	0	63		
		T	16	3	5	4	10	10	8	20	14	51	0	141		
XI	DISEASES OF THE DIGESTIVE SYSTEM (K00-K92)	M	1	0	1	1	16	23	30	25	7	18	1	123		
		F	0	0	2	0	5	8	16	7	3	4	0	45		
		T	1	0	3	1	21	31	46	32	10	22	1	168		
XII	DISEASES OF THE SKIN AND SUBCUTANEOUS TISSUE (L00-L98)	M	0	0	0	0	0	0	0	0	0	0	0	0		
		F	0	0	0	0	0	1	0	0	0	1	0	2		
		T	0	0	0	0	0	1	0	0	0	1	0	2		
XIII	DISEASES OF THE MUSCULOSKELETAL SYSTEM AND CONNECTIVE TISSUE (M00-M99)	M	0	0	0	0	0	0	0	0	0	0	0	0		
		F	0	0	0	1	0	0	0	0	0	0	0	1		
		T	0	0	0	1	0	0	0	0	0	0	0	1		
XIV	DISEASES OF THE GENITOURINARY SYSTEM (N00-N99)	M	0	1	1	4	1	1	4	1	4	3	1	21		
		F	0	0	3	2	0	1	3	4	0	1	0	14		
		T	0	1	4	6	1	2	7	5	4	4	1	35		
XV	PREGNANCY, CHILDBIRTH AND THE PUERPERIUM (O00-O99)	F	0	0	0	2	3	4	0	0	0	0	0	9		
		T	0	0	0	2	3	4	0	0	0	0	0	9		
XVI	CERTAIN CONDITIONS ORIGINATING IN THE PERINATAL PERIOD (P00-P96)	M	54	0	0	0	0	0	0	0	0	0	0	54		
		F	32	0	0	0	0	0	0	0	0	0	0	32		
		T	86	0	0	0	0	0	0	0	0	0	0	86		
XVII	CONGENITAL MALFORMATIONS, DEFORMATIONS AND CHROMOSOMAL ABNORMALITIES (Q00-Q99)	M	2	0	0	0	1	0	1	0	0	0	0	4		
		F	7	0	0	0	0	0	0	0	0	0	0	7		
		T	9	0	0	0	1	0	1	0	0	0	0	11		
XVIII	SYMPTOMS, SIGNS AND ABNORMAL CLINICAL AND LABORATORY FINDINGS N.E.C. (R00-R99)	M	0	0	2	8	6	2	2	1	1	1	0	23		
		F	0	0	1	3	2	1	0	1	0	0	0	8		
		T	0	0	3	11	8	3	2	2	1	1	0	31		
XIX	INJURY, POISONING AND CERTAIN OTHER CONSEQUENCES OF EXTERNAL CAUSES (S00-T98)	M	0	3	8	38	37	17	13	10	3	4	1	134		
		F	1	0	6	15	14	5	4	4	0	1	1	51		
		T	1	3	14	53	51	22	17	14	3	5	2	185		
ALL CAUSES		M	78	9	22	88	105	90	120	107	42	137	4	802		
		F	60	0	25	51	48	41	58	61	32	94	3	473		
		T	138	9	47	139	153	131	178	168	74	231	7	1275		

**TABLE 7.29 : MEDICALLY CERTIFIED DEATHS BY AGE, SEX AND MAJOR CAUSE
GROUPS (BASED UPON TENTH REVISION OF ICD) DURING 2011**

TAMIL NADU

Major Group No.	CAUSE OF DEATH	Sex	AGE GROUPS												N.S.	TOTAL
			<1	1-4	5-14	15-24	25-34	35-44	45-54	55-64	65-69	70+				
1	2	3	4	5	6	7	8	9	10	11	12	13	14	15		
I	CERTAIN INFECTIOUS AND PARASITIC DISEASES (A00-B99)	M	143	76	132	244	534	904	1087	1127	515	980	2	5744		
		F	119	60	104	337	392	352	445	495	308	564	1	3177		
		T	262	136	236	581	926	1256	1532	1622	823	1544	3	8921		
II	NEOPLASMS (C00-D48)	M	0	11	27	44	106	180	411	680	303	623	0	2385		
		F	4	2	22	61	175	323	540	590	252	486	2	2457		
		T	4	13	49	105	281	503	951	1270	555	1109	2	4842		
III	DISEASES OF BLOOD & BLOOD FORMING ORGANS & CERTAIN DISORDERS INVOLVING THE IMMUNE MECHANISM (D50-D89)	M	9	18	15	11	34	38	41	52	38	95	4	355		
		F	8	4	17	54	75	51	52	54	35	149	0	499		
		T	17	22	32	65	109	89	93	106	73	244	4	854		
IV	ENDOCRINE, NUTRITIONAL AND METABOLIC DISEASES (E00-E89)	M	21	17	10	24	79	221	512	923	549	1208	0	3564		
		F	20	10	27	32	70	115	307	726	462	928	0	2697		
		T	41	27	37	56	149	336	819	1649	1011	2136	0	6261		
V	MENTAL AND BEHAVIOURAL DISORDERS (F01-F99)	M	0	2	2	8	10	4	6	13	2	5	0	52		
		F	0	2	1	1	4	5	4	2	1	2	0	22		
		T	0	4	3	9	14	9	10	15	3	7	0	74		
VI	DISEASES OF THE NERVOUS SYSTEM (G00-G98)	M	28	39	56	56	98	128	140	170	110	237	0	1062		
		F	26	27	42	63	48	55	69	102	65	161	0	658		
		T	54	66	98	119	146	183	209	272	175	398	0	1720		
VII	DISEASES OF THE EYE AND ADNEXA (H00-H59)	M	0	0	0	0	0	0	1	0	0	0	0	1		
		F	0	0	0	0	0	1	0	0	1	0	0	2		
		T	0	0	0	0	0	1	1	0	1	0	0	3		
VIII	DISEASES OF THE EAR AND MASTOID PROCESS (H60-H95)	M	0	0	0	0	0	0	0	0	0	0	0	0		
		F	0	0	0	0	0	0	0	0	0	0	0	0		
		T	0	0	0	0	0	0	0	0	0	0	0	0		
IX	DISEASES OF THE CIRCULATORY SYSTEM (I00-I99)	M	66	58	94	475	1184	2988	5621	8292	4008	13109	4	35899		
		F	84	89	123	308	751	1365	2754	4700	3198	11103	7	24482		
		T	150	147	217	783	1935	4353	8375	12992	7206	24212	11	60381		
X	DISEASES OF THE RESPIRATORY SYSTEM (J00-J98)	M	162	84	97	197	368	660	1016	1431	794	2162	0	6971		
		F	172	93	91	164	229	318	492	688	477	1693	0	4417		
		T	334	177	188	361	597	978	1508	2119	1271	3855	0	11388		
XI	DISEASES OF THE DIGESTIVE SYSTEM (K00-K92)	M	6	7	27	52	152	451	556	435	204	351	0	2241		
		F	2	5	13	52	70	94	122	180	88	208	0	834		
		T	8	12	40	104	222	545	678	615	292	559	0	3075		
XII	DISEASES OF THE SKIN AND SUBCUTANEOUS TISSUE (L00-L98)	M	0	3	0	0	0	1	2	5	1	0	0	12		
		F	0	0	0	0	0	0	5	1	1	2	0	9		
		T	0	3	0	0	0	1	7	6	2	2	0	21		
XIII	DISEASES OF THE MUSCULOSKELETAL SYSTEM AND CONNECTIVE TISSUE (M00-M99)	M	0	0	0	0	0	0	0	0	0	0	0	0		
		F	0	0	0	0	0	0	0	0	0	0	0	0		
		T	0	0	0	0	0	0	0	0	0	0	0	0		
XIV	DISEASES OF THE GENITOURINARY SYSTEM (N00-N99)	M	32	4	16	74	129	325	380	552	280	826	0	2618		
		F	23	7	15	68	90	148	208	355	225	626	0	1765		
		T	55	11	31	142	219	473	588	907	505	1452	0	4383		
XV	PREGNANCY, CHILDBIRTH AND THE PUERPERIUM (O00-O99)	F	0	0	0	53	90	50	0	0	0	0	0	193		
		T	0	0	0	53	90	50	0	0	0	0	0	193		
XVI	CERTAIN CONDITIONS ORIGINATING IN THE PERINATAL PERIOD (P00-P96)	M	4206	0	0	0	0	0	0	0	0	0	0	4206		
		F	3255	0	0	0	0	0	0	0	0	0	0	3255		
		T	7461	0	0	0	0	0	0	0	0	0	0	7461		
XVII	CONGENITAL MALFORMATIONS, DEFORMATIONS AND CHROMOSOMAL ABNORMALITIES (Q00-Q99)	M	9	3	0	0	0	0	0	0	0	0	0	12		
		F	17	3	1	1	0	0	0	5	0	4	0	31		
		T	26	6	1	1	0	0	0	5	0	4	0	43		
XVIII	SYMPTOMS, SIGNS AND ABNORMAL CLINICAL AND LABORATORY FINDINGS N.E.C. (R00-R99)	M	163	129	175	597	1140	1871	2514	3164	1488	6834	457	18532		
		F	133	118	173	632	718	764	1106	1713	995	5524	146	12022		
		T	296	247	348	1229	1858	2635	3620	4877	2483	12358	603	30554		
XIX	INJURY, POISONING AND CERTAIN OTHER CONSEQUENCES OF EXTERNAL CAUSES (S00-T98)	M	53	44	224	860	945	1025	1092	793	482	575	5	6098		
		F	48	41	206	481	813	657	406	354	279	384	5	3674		
		T	101	85	430	1341	1758	1682	1498	1147	761	959	10	9772		
ALL CAUSES		M	4898	495	875	2642	4779	8796	13379	17637	8774	27005	472	89752		
		F	3911	461	835	2307	3525	4298	6510	9965	6387	21834	161	60194		
		T	8809	956	1710	4949	8304	13094	19889	27602	15161	48839	633	149946		

**TABLE 7.30 : MEDICALLY CERTIFIED DEATHS BY AGE, SEX AND MAJOR CAUSE
GROUPS (BASED UPON TENTH REVISION OF ICD) DURING 2011**

TRIPURA

Major Group No.	CAUSE OF DEATH	Sex	AGE GROUPS												N.S.	TOTAL
			<1	1-4	5-14	15-24	25-34	35-44	45-54	55-64	65-69	70+				
1	2	3	4	5	6	7	8	9	10	11	12	13	14	15		
I	CERTAIN INFECTIOUS AND PARASITIC DISEASES (A00-B99)	M	0	0	3	21	17	20	66	55	58	294	3	537		
		F	0	0	2	10	9	27	33	23	21	107	1	233		
		T	0	0	5	31	26	47	99	78	79	401	4	770		
II	NEOPLASMS (C00-D48)	M	0	0	0	0	0	3	6	11	15	35	0	70		
		F	0	0	0	0	1	5	2	7	7	18	0	40		
		T	0	0	0	0	1	8	8	18	22	53	0	110		
III	DISEASES OF BLOOD & BLOOD FORMING ORGANS & CERTAIN DISORDERS INVOLVING THE IMMUNE MECHANISM (D50-D89)	M	0	0	0	7	9	11	10	8	18	30	0	93		
		F	0	0	0	0	6	6	7	1	5	14	0	39		
		T	0	0	0	7	15	17	17	9	23	44	0	132		
IV	ENDOCRINE, NUTRITIONAL AND METABOLIC DISEASES (E00-E89)	M	0	0	0	2	8	4	7	10	7	27	0	65		
		F	0	0	0	1	0	1	2	3	2	10	0	19		
		T	0	0	0	3	8	5	9	13	9	37	0	84		
V	MENTAL AND BEHAVIOURAL DISORDERS (F01-F99)	M	0	0	0	0	0	0	0	0	0	1	0	1		
		F	0	0	0	0	0	0	0	0	0	0	0	0		
		T	0	0	0	0	0	0	0	0	0	1	0	1		
VI	DISEASES OF THE NERVOUS SYSTEM (G00-G98)	M	0	0	0	1	1	2	2	5	3	15	0	29		
		F	0	0	0	0	1	1	0	4	1	7	0	14		
		T	0	0	0	1	2	3	2	9	4	22	0	43		
VII	DISEASES OF THE EYE AND ADNEXA (H00-H59)	M	0	0	0	0	0	0	0	0	0	0	0	0		
		F	0	0	0	0	0	0	0	0	0	0	0	0		
		T	0	0	0	0	0	0	0	0	0	0	0	0		
VIII	DISEASES OF THE EAR AND MASTOID PROCESS (H60-H95)	M	0	0	0	0	0	0	0	0	0	0	0	0		
		F	0	0	0	0	0	0	0	0	0	1	0	1		
		T	0	0	0	0	0	0	0	0	0	1	0	1		
IX	DISEASES OF THE CIRCULATORY SYSTEM (I00-I99)	M	0	0	2	5	14	14	74	113	108	520	9	859		
		F	0	0	0	5	18	47	46	56	47	198	4	421		
		T	0	0	2	10	32	61	120	169	155	718	13	1280		
X	DISEASES OF THE RESPIRATORY SYSTEM (J00-J98)	M	0	0	1	5	8	21	57	68	75	308	6	549		
		F	0	0	0	2	37	84	31	33	14	120	4	325		
		T	0	0	1	7	45	105	88	101	89	428	10	874		
XI	DISEASES OF THE DIGESTIVE SYSTEM (K00-K92)	M	0	0	0	0	0	1	1	1	4	4	0	11		
		F	0	0	0	1	1	1	1	0	1	5	0	10		
		T	0	0	0	1	1	2	2	1	5	9	0	21		
XII	DISEASES OF THE SKIN AND SUBCUTANEOUS TISSUE (L00-L98)	M	0	0	0	0	0	0	0	0	0	0	0	0		
		F	0	0	0	0	0	0	0	0	0	0	0	0		
		T	0	0	0	0	0	0	0	0	0	0	0	0		
XIII	DISEASES OF THE USCULOSKELETAL SYSTEM AND CONNECTIVE TISSUE (M00-M99)	M	0	0	0	0	0	0	0	0	1	0	0	1		
		F	0	0	0	0	0	0	0	0	0	0	0	0		
		T	0	0	0	0	0	0	0	0	1	0	0	1		
XIV	DISEASES OF THE GENITOURINARY SYSTEM (N00-N99)	M	0	0	0	0	1	1	5	4	4	13	0	28		
		F	0	0	0	1	1	0	0	1	0	4	0	7		
		T	0	0	0	1	2	1	5	5	4	17	0	35		
XV	PREGNANCY, CHILDBIRTH AND THE PUERPERIUM (O00-O99)	F	0	0	0	0	0	0	0	0	0	0	0	0		
		T	0	0	0	0	0	0	0	0	0	0	0	0		
XVI	CERTAIN CONDITIONS ORIGINATING IN THE PERINATAL PERIOD (P00-P96)	M	0	0	0	0	0	0	0	0	0	0	0	0		
		F	67	0	0	0	0	0	0	0	0	0	0	67		
		T	67	0	0	0	0	0	0	0	0	0	0	67		
XVII	CONGENITAL MALFORMATIONS, DEFORMATIONS AND CHROMOSOMAL ABNORMALITIES (Q00-Q99)	M	0	0	0	0	0	0	0	0	0	1	0	1		
		F	0	0	0	0	0	0	0	1	0	0	0	1		
		T	0	0	0	0	0	0	0	1	0	1	0	2		
XVIII	SYMPTOMS, SIGNS AND ABNORMAL CLINICAL AND LABORATORY FINDINGS N.E.C. (R00-R99)	M	1	0	1	8	16	23	52	50	71	427	2	651		
		F	0	0	0	11	12	30	32	29	25	169	2	310		
		T	1	0	1	19	28	53	84	79	96	596	4	961		
XIX	INJURY, POISONING AND CERTAIN OTHER CONSEQUENCES OF EXTERNAL CAUSES (S00-T98)	M	1	0	0	3	5	2	12	16	10	51	3	103		
		F	0	0	0	3	6	4	9	7	7	31	1	68		
		T	1	0	0	6	11	6	21	23	17	82	4	171		
ALL CAUSES		M	2	0	7	52	79	102	292	341	374	1726	23	2998		
		F	67	0	2	34	92	206	163	165	130	684	12	1555		
		T	69	0	9	86	171	308	455	506	504	2410	35	4553		

**TABLE 7.31 : MEDICALLY CERTIFIED DEATHS BY AGE, SEX AND MAJOR CAUSE
GROUPS (BASED UPON TENTH REVISION OF ICD) DURING 2011**

UTTARAKHAND

Major Group No.	CAUSE OF DEATH	Sex	AGE GROUPS												N.S.	TOTAL
			<1	1-4	5-14	15-24	25-34	35-44	45-54	55-64	65-69	70+				
1	2	3	4	5	6	7	8	9	10	11	12	13	14	15		
I	CERTAIN INFECTIOUS AND PARASITIC DISEASES (A00-B99)	M	23	12	26	32	43	62	51	59	26	42	0	376		
		F	10	4	22	41	40	21	31	27	9	23	0	228		
		T	33	16	48	73	83	83	82	86	35	65	0	604		
II	NEOPLASMS (C00-D48)	M	0	3	5	4	2	7	16	27	22	29	0	115		
		F	0	0	2	4	2	10	14	17	6	14	0	69		
		T	0	3	7	8	4	17	30	44	28	43	0	184		
III	DISEASES OF BLOOD & BLOOD FORMING ORGANS & CERTAIN DISORDERS INVOLVING THE IMMUNE MECHANISM (D50-D89)	M	0	3	6	4	8	3	7	4	1	5	0	41		
		F	2	2	3	10	18	7	7	2	3	1	0	55		
		T	2	5	9	14	26	10	14	6	4	6	0	96		
IV	ENDOCRINE, NUTRITIONAL AND METABOLIC DISEASES (E00-E89)	M	3	0	1	2	2	14	22	36	12	24	0	116		
		F	1	0	0	3	2	8	14	25	2	14	0	69		
		T	4	0	1	5	4	22	36	61	14	38	0	185		
V	MENTAL AND BEHAVIOURAL DISORDERS (F01-F99)	M	0	0	0	0	2	0	0	0	0	1	0	3		
		F	0	0	0	0	0	0	0	0	0	0	0	0		
		T	0	0	0	0	2	0	0	0	0	1	0	3		
VI	DISEASES OF THE NERVOUS SYSTEM (G00-G98)	M	5	9	5	13	9	9	12	16	3	12	0	93		
		F	0	6	13	6	4	1	4	3	3	7	0	47		
		T	5	15	18	19	13	10	16	19	6	19	0	140		
VII	DISEASES OF THE EYE AND ADNEXA (H00-H59)	M	0	0	0	0	0	0	0	1	0	0	0	1		
		F	0	0	0	0	0	0	0	0	0	0	0	0		
		T	0	0	0	0	0	0	0	1	0	0	0	1		
VIII	DISEASES OF THE EAR AND MASTOID PROCESS (H60-H95)	M	0	0	0	0	0	0	0	0	0	0	0	0		
		F	0	0	0	0	0	0	0	0	0	0	0	0		
		T	0	0	0	0	0	0	0	0	0	0	0	0		
IX	DISEASES OF THE CIRCULATORY SYSTEM (I00-I99)	M	2	2	3	1	11	36	57	93	44	94	0	343		
		F	1	0	0	6	13	18	33	38	33	54	0	196		
		T	3	2	3	7	24	54	90	131	77	148	0	539		
X	DISEASES OF THE RESPIRATORY SYSTEM (J00-J98)	M	5	7	4	11	10	28	43	70	48	85	0	311		
		F	2	4	2	6	8	20	30	34	33	52	0	191		
		T	7	11	6	17	18	48	73	104	81	137	0	502		
XI	DISEASES OF THE DIGESTIVE SYSTEM (K00-K92)	M	1	2	4	12	26	51	61	63	19	24	0	263		
		F	1	1	5	9	10	13	24	38	14	17	0	132		
		T	2	3	9	21	36	64	85	101	33	41	0	395		
XII	DISEASES OF THE SKIN AND SUBCUTANEOUS TISSUE (L00-L98)	M	0	1	0	1	3	2	4	2	1	2	0	16		
		F	1	0	1	0	0	2	2	0	1	1	0	8		
		T	1	1	1	1	3	4	6	2	2	3	0	24		
XIII	DISEASES OF THE MUSCULOSKELETAL SYSTEM AND CONNECTIVE TISSUE (M00-M99)	M	0	0	1	1	0	0	0	0	2	0	0	4		
		F	0	0	0	1	0	0	1	2	0	0	0	4		
		T	0	0	1	2	0	0	1	2	2	0	0	8		
XIV	DISEASES OF THE GENITOURINARY SYSTEM (N00-N99)	M	0	1	4	5	9	13	24	30	20	25	0	131		
		F	0	2	0	8	10	13	21	21	18	12	0	105		
		T	0	3	4	13	19	26	45	51	38	37	0	236		
XV	PREGNANCY, CHILDBIRTH AND THE PUERPERIUM (O00-O99)	F	0	0	0	8	6	4	0	0	0	0	0	18		
		T	0	0	0	8	6	4	0	0	0	0	0	18		
XVI	CERTAIN CONDITIONS ORIGINATING IN THE PERINATAL PERIOD (P00-P96)	M	129	0	0	0	0	0	0	0	0	0	0	129		
		F	58	0	0	0	0	0	0	0	0	0	0	58		
		T	187	0	0	0	0	0	0	0	0	0	0	187		
XVII	CONGENITAL MALFORMATIONS, DEFORMATIONS AND CHROMOSOMAL ABNORMALITIES (Q00-Q99)	M	3	4	1	0	0	0	2	0	0	1	0	11		
		F	2	0	0	0	0	0	1	0	0	1	0	4		
		T	5	4	1	0	0	0	3	0	0	2	0	15		
XVIII	SYMPTOMS, SIGNS AND ABNORMAL CLINICAL AND LABORATORY FINDINGS N.E.C. (R00-R99)	M	7	4	7	15	24	33	33	30	11	18	0	182		
		F	0	5	8	17	17	21	26	19	8	17	0	138		
		T	7	9	15	32	41	54	59	49	19	35	0	320		
XIX	INJURY, POISONING AND CERTAIN OTHER CONSEQUENCES OF EXTERNAL CAUSES (S00-T98)	M	1	5	8	43	40	28	22	18	4	9	0	178		
		F	0	3	10	52	32	23	19	13	8	5	0	165		
		T	1	8	18	95	72	51	41	31	12	14	0	343		
ALL CAUSES		M	179	53	75	144	189	286	354	449	213	371	0	2313		
		F	78	27	66	171	162	161	227	239	138	218	0	1487		
		T	257	80	141	315	351	447	581	688	351	589	0	3800		

**TABLE 7.32 : MEDICALLY CERTIFIED DEATHS BY AGE, SEX AND MAJOR CAUSE
GROUPS (BASED UPON TENTH REVISION OF ICD) DURING 2011**

WEST BENGAL

Major Group No.	CAUSE OF DEATH	Sex	AGE GROUPS												N.S.	TOTAL
			<1	1-4	5-14	15-24	25-34	35-44	45-54	55-64	65-69	70+				
1	2	3	4	5	6	7	8	9	10	11	12	13	14	15		
I	CERTAIN INFECTIOUS AND PARASITIC DISEASES (A00-B99)	M	623	82	72	131	175	238	302	327	121	299	3	2373		
		F	451	0	18	163	135	145	159	153	73	185	0	1482		
		T	1074	82	90	294	310	383	461	480	194	484	3	3855		
II	NEOPLASMS (C00-D48)	M	4	8	22	18	20	27	54	85	28	62	0	328		
		F	14	0	3	13	12	27	37	32	11	14	0	163		
		T	18	8	25	31	32	54	91	117	39	76	0	491		
III	DISEASES OF BLOOD & BLOOD FORMING ORGANS & CERTAIN DISORDERS INVOLVING THE IMMUNE MECHANISM (D50-D89)	M	9	6	14	20	13	13	15	13	10	24	0	137		
		F	19	0	3	36	23	16	32	23	10	16	0	178		
		T	28	6	17	56	36	29	47	36	20	40	0	315		
IV	ENDOCRINE, NUTRITIONAL AND METABOLIC DISEASES (E00-E89)	M	3	2	3	5	8	27	44	57	19	49	0	217		
		F	3	0	1	6	7	9	29	38	26	23	0	142		
		T	6	2	4	11	15	36	73	95	45	72	0	359		
V	MENTAL AND BEHAVIOURAL DISORDERS (F01-F99)	M	0	0	0	0	0	0	0	0	0	0	0	0		
		F	0	0	0	0	0	0	0	0	0	0	0	0		
		T	0	0	0	0	0	0	0	0	0	0	0	0		
VI	DISEASES OF THE NERVOUS SYSTEM (G00-G98)	M	124	65	82	63	87	102	127	94	39	55	1	839		
		F	166	0	13	70	59	53	55	49	15	31	1	512		
		T	290	65	95	133	146	155	182	143	54	86	2	1351		
VII	DISEASES OF THE EYE AND ADNEXA (H00-H59)	M	0	0	0	0	0	0	0	0	0	0	0	0		
		F	0	0	0	0	0	0	0	0	0	0	0	0		
		T	0	0	0	0	0	0	0	0	0	0	0	0		
VIII	DISEASES OF THE EAR AND MASTOID PROCESS (H60-H95)	M	0	0	0	0	0	0	0	0	0	0	0	0		
		F	0	0	0	0	0	0	0	0	0	0	0	0		
		T	0	0	0	0	0	0	0	0	0	0	0	0		
IX	DISEASES OF THE CIRCULATORY SYSTEM (I00-I99)	M	69	7	19	39	77	239	669	1028	521	1218	2	3888		
		F	65	0	2	57	87	185	425	558	316	842	0	2537		
		T	134	7	21	96	164	424	1094	1586	837	2060	2	6425		
X	DISEASES OF THE RESPIRATORY SYSTEM (J00-J98)	M	101	17	7	32	45	87	222	397	215	542	1	1666		
		F	79	0	1	37	45	60	95	119	66	201	0	703		
		T	180	17	8	69	90	147	317	516	281	743	1	2369		
XI	DISEASES OF THE DIGESTIVE SYSTEM (K00-K92)	M	31	4	19	50	88	189	249	208	86	159	0	1083		
		F	38	0	5	43	34	57	110	93	36	84	1	501		
		T	69	4	24	93	122	246	359	301	122	243	1	1584		
XII	DISEASES OF THE SKIN AND SUBCUTANEOUS TISSUE (L00-L98)	M	2	1	5	1	4	5	10	12	2	4	0	46		
		F	3	0	0	0	1	1	5	5	2	4	0	21		
		T	5	1	5	1	5	6	15	17	4	8	0	67		
XIII	DISEASES OF THE MUSCULOSKELETAL SYSTEM AND CONNECTIVE TISSUE (M00-M99)	M	0	0	0	0	0	1	0	0	0	0	0	1		
		F	0	0	0	0	0	0	1	1	0	1	0	3		
		T	0	0	0	0	0	1	1	1	0	1	0	4		
XIV	DISEASES OF THE GENITOURINARY SYSTEM (N00-N99)	M	44	11	31	41	56	73	113	140	59	132	2	702		
		F	55	0	1	58	37	58	57	64	27	71	1	429		
		T	99	11	32	99	93	131	170	204	86	203	3	1131		
XV	PREGNANCY, CHILDBIRTH AND THE PUERPERIUM (O00-O99)	F	0	0	0	46	17	2	0	0	0	0	0	65		
		T	0	0	0	46	17	2	0	0	0	0	0	65		
XVI	CERTAIN CONDITIONS ORIGINATING IN THE PERINATAL PERIOD (P00-P96)	M	1315	0	0	0	0	0	0	0	0	0	0	1315		
		F	859	0	0	0	0	0	0	0	0	0	0	859		
		T	2174	0	0	0	0	0	0	0	0	0	0	2174		
XVII	CONGENITAL MALFORMATIONS, DEFORMATIONS AND CHROMOSOMAL ABNORMALITIES (Q00-Q99)	M	3	1	1	5	10	12	22	28	12	36	0	130		
		F	5	0	1	9	5	12	16	19	5	18	0	90		
		T	8	1	2	14	15	24	38	47	17	54	0	220		
XVIII	SYMPTOMS, SIGNS AND ABNORMAL CLINICAL AND LABORATORY FINDINGS N.E.C. (R00-R99)	M	26	3	7	13	17	35	56	61	25	69	0	312		
		F	16	0	2	13	9	21	31	41	11	43	0	187		
		T	42	3	9	26	26	56	87	102	36	112	0	499		
XIX	INJURY, POISONING AND CERTAIN OTHER CONSEQUENCES OF EXTERNAL CAUSES (S00-T98)	M	0	2	13	55	51	54	53	28	11	26	0	293		
		F	3	0	3	67	41	51	44	32	10	31	0	282		
		T	3	2	16	122	92	105	97	60	21	57	0	575		
ALL CAUSES		M	2354	209	295	473	651	1102	1936	2478	1148	2675	9	13330		
		F	1776	0	53	618	512	697	1096	1227	608	1564	3	8154		
		T	4130	209	348	1091	1163	1799	3032	3705	1756	4239	12	21484		

TABLE 8.1: PERCENTAGE DISTRIBUTION OF MEDICALLY CERTIFIED DEATHS BY AGE, SEX AND MAJOR CAUSE GROUPS (BASED UPON TENTH REVISION OF ICD) DURING 2011 ANDHRA PRADESH

Major Group No.	CAUSE OF DEATH	Sex	AGE GROUPS												N.S.	TOTAL
			<1	1-4	5-14	15-24	25-34	35-44	45-54	55-64	65-69	70+				
1	2	3	4	5	6	7	8	9	10	11	12	13	14	15		
I	CERTAIN INFECTIOUS AND PARASITIC DISEASES (A00-B99)	M	4.9	5.4	12.5	15.6	19.0	19.5	17.0	12.2	11.0	11.0	0.0	13.9		
		F	6.2	5.3	13.2	15.4	16.2	16.6	15.7	11.4	12.0	11.2	0.0	12.8		
		T	5.5	5.4	12.9	15.5	17.8	18.5	16.6	11.9	11.3	11.1	0.0	13.5		
II	NEOPLASMS (C00-D48)	M	0.1	1.3	1.7	1.7	1.1	1.4	1.3	1.8	1.7	1.4	0.0	1.4		
		F	0.0	2.1	2.2	0.9	1.3	1.9	2.5	2.3	2.5	1.5	0.0	1.8		
		T	0.1	1.6	1.9	1.3	1.2	1.5	1.7	2.0	2.0	1.5	0.0	1.5		
III	DISEASES OF BLOOD & BLOOD FORMING ORGANS & CERTAIN DISORDERS INVOLVING THE IMMUNE MECHANISM (D50-D89)	M	0.2	0.8	5.3	1.1	1.0	0.8	0.6	0.5	0.6	0.4	0.0	0.7		
		F	0.3	0.7	5.8	1.8	2.6	1.5	1.0	0.7	0.5	0.9	0.0	1.3		
		T	0.3	0.7	5.5	1.5	1.7	1.0	0.7	0.5	0.6	0.6	0.0	0.9		
IV	ENDOCRINE, NUTRITIONAL AND METABOLIC DISEASES (E00-E89)	M	0.2	0.3	0.8	1.0	1.2	1.7	4.1	5.7	4.2	3.7	0.0	3.2		
		F	0.2	0.4	1.2	0.8	0.8	2.2	5.3	7.6	6.4	3.9	0.0	3.5		
		T	0.2	0.4	0.9	0.9	1.0	1.9	4.5	6.3	4.9	3.7	0.0	3.3		
V	MENTAL AND BEHAVIOURAL DISORDERS (F01-F99)	M	0.0	0.0	0.2	0.3	0.6	0.5	0.3	0.3	0.2	0.1	0.0	0.3		
		F	0.0	0.0	0.1	0.1	0.1	0.2	0.1	0.1	0.0	0.1	0.0	0.1		
		T	0.0	0.0	0.2	0.2	0.4	0.4	0.2	0.3	0.1	0.1	0.0	0.2		
VI	DISEASES OF THE NERVOUS SYSTEM (G00-G98)	M	1.1	15.9	3.7	1.5	1.5	1.8	1.4	1.3	1.3	1.7	0.0	2.1		
		F	1.0	17.0	3.3	1.0	1.3	1.8	1.5	1.5	1.2	1.7	0.0	2.2		
		T	1.0	16.4	3.5	1.2	1.5	1.8	1.4	1.4	1.3	1.7	0.0	2.1		
VII	DISEASES OF THE EYE AND ADNEXA (H00-H59)	M	0.0	0.0	0.0	0.1	0.0	0.0	0.0	0.0	0.0	0.1	0.0	0.0		
		F	0.0	0.0	0.0	0.1	0.0	0.0	0.0	0.1	0.0	0.1	0.0	0.0		
		T	0.0	0.0	0.0	0.1	0.0	0.0	0.0	0.0	0.0	0.1	0.0	0.0		
VIII	DISEASES OF THE EAR AND MASTOID PROCESS (H60-H95)	M	0.0	0.0	0.0	0.0	0.0	0.0	0.0	0.0	0.0	0.0	0.0	0.0		
		F	0.0	0.0	0.0	0.0	0.0	0.0	0.0	0.0	0.1	0.0	0.0	0.0		
		T	0.0	0.0	0.0	0.0	0.0	0.0	0.0	0.0	0.0	0.0	0.0	0.0		
IX	DISEASES OF THE CIRCULATORY SYSTEM (I00-I99)	M	5.8	63.0	51.0	36.7	33.4	37.2	46.4	47.5	47.0	52.1	0.0	42.8		
		F	3.9	61.5	48.6	31.0	29.3	33.2	49.6	49.5	48.3	55.2	0.0	41.5		
		T	5.0	62.4	49.9	33.7	31.7	35.9	47.4	48.2	47.5	53.3	0.0	42.3		
X	DISEASES OF THE RESPIRATORY SYSTEM (J00-J98)	M	3.7	3.4	7.4	5.2	6.1	6.8	7.2	10.7	15.3	11.7	0.0	8.5		
		F	4.0	3.3	9.0	5.1	5.9	5.7	5.9	8.9	11.2	8.8	0.0	6.9		
		T	3.9	3.3	8.1	5.1	6.0	6.4	6.8	10.1	13.9	10.6	0.0	8.0		
XI	DISEASES OF THE DIGESTIVE SYSTEM (K00-K92)	M	0.4	2.7	2.4	1.6	3.2	3.5	3.8	4.0	3.9	2.2	0.0	3.1		
		F	0.5	3.2	2.4	1.3	1.7	1.7	1.8	2.7	2.2	1.5	0.0	1.8		
		T	0.4	2.9	2.4	1.4	2.6	2.9	3.2	3.6	3.3	1.9	0.0	2.7		
XII	DISEASES OF THE SKIN AND SUBCUTANEOUS TISSUE (L00-L98)	M	0.0	0.0	0.3	0.1	0.1	0.3	0.5	0.4	0.4	0.7	0.0	0.4		
		F	0.0	0.0	0.6	0.3	0.0	0.3	0.5	0.5	0.4	0.3	0.0	0.3		
		T	0.0	0.0	0.4	0.2	0.1	0.3	0.5	0.5	0.4	0.5	0.0	0.4		
XIII	DISEASES OF THE MUSCULOSKELETAL SYSTEM AND CONNECTIVE TISSUE (M00-M99)	M	0.0	0.0	0.0	0.2	0.1	0.2	0.2	0.1	0.2	0.1	0.0	0.1		
		F	0.0	0.0	0.1	0.1	0.2	0.1	0.1	0.2	0.1	0.2	0.0	0.1		
		T	0.0	0.0	0.1	0.2	0.2	0.2	0.1	0.1	0.1	0.1	0.0	0.1		
XIV	DISEASES OF THE GENITOURINARY SYSTEM (N00-N99)	M	0.2	0.6	0.7	1.2	1.8	2.2	1.9	2.4	2.2	2.1	0.0	1.9		
		F	0.1	0.3	1.0	1.1	1.7	2.2	2.6	2.6	2.2	1.9	0.0	1.9		
		T	0.2	0.5	0.8	1.2	1.7	2.2	2.1	2.5	2.2	2.1	0.0	1.9		
XV	PREGNANCY, CHILDBIRTH AND THE PUERPERIUM (O00-O99)	F	0.0	0.0	0.0	4.4	1.9	11.6	0.0	0.0	0.0	0.0	0.0	1.9		
		T	0.0	0.0	0.0	2.3	0.8	3.9	0.0	0.0	0.0	0.0	0.0	0.7		
XVI	CERTAIN CONDITIONS ORIGINATING IN THE PERINATAL PERIOD (P00-P96)	M	79.7	0.0	0.0	0.0	0.0	0.0	0.0	0.0	0.0	0.0	0.0	5.1		
		F	79.7	0.0	0.0	0.0	0.0	0.0	0.0	0.0	0.0	0.0	0.0	6.6		
		T	79.7	0.0	0.0	0.0	0.0	0.0	0.0	0.0	0.0	0.0	0.0	5.7		
XVII	CONGENITAL MALFORMATIONS, DEFORMATIONS AND CHROMOSOMAL ABNORMALITIES (Q00-Q99)	M	0.8	0.4	0.3	0.3	0.1	0.1	0.1	0.1	0.2	0.1	0.0	0.2		
		F	1.0	0.2	0.2	0.1	0.0	0.1	0.1	0.1	0.1	0.1	0.0	0.2		
		T	0.9	0.3	0.3	0.2	0.1	0.1	0.1	0.1	0.2	0.1	0.0	0.2		
XVIII	SYMPTOMS, SIGNS AND ABNORMAL CLINICAL AND LABORATORY FINDINGS N.E.C. (R00-R99)	M	2.8	4.8	8.5	13.4	11.3	9.8	9.6	9.5	10.1	10.8	0.0	9.5		
		F	2.7	5.2	6.9	11.8	10.0	9.5	9.1	9.5	10.8	10.7	0.0	9.1		
		T	2.7	5.0	7.8	12.5	10.8	9.7	9.4	9.5	10.3	10.8	0.0	9.3		
XIX	INJURY, POISONING AND CERTAIN OTHER CONSEQUENCES OF EXTERNAL CAUSES (S00-T98)	M	0.0	1.2	5.2	20.2	19.5	14.3	5.5	3.4	1.7	1.7	0.0	6.8		
		F	0.1	0.9	5.3	24.5	26.9	11.5	4.2	2.3	2.1	2.1	0.0	7.9		
		T	0.1	1.1	5.3	22.4	22.6	13.4	5.1	3.1	1.8	1.9	0.0	7.2		
ALL CAUSES		M	100.0	100.0	100.0	100.0	100.0	100.0	100.0	100.0	100.0	100.0	0.0	100.0		
		F	100.0	100.0	100.0	100.0	100.0	100.0	100.0	100.0	100.0	100.0	0.0	100.0		
		T	100.0	100.0	100.0	100.0	100.0	100.0	100.0	100.0	100.0	100.0	0.0	100.0		

**TABLE 8.2 : PERCENTAGE DISTRIBUTION OF MEDICALLY CERTIFIED DEATHS BY AGE, SEX
AND MAJOR CAUSE GROUPS (BASED UPON TENTH REVISION OF ICD) DURING 2011**

ASSAM

Major Group No.	CAUSE OF DEATH	Sex	AGE GROUPS												N.S.	TOTAL
			<1	1-4	5-14	15-24	25-34	35-44	45-54	55-64	65-69	70+				
1	2	3	4	5	6	7	8	9	10	11	12	13	14	15		
I	CERTAIN INFECTIOUS AND PARASITIC DISEASES (A00-B99)	M	2.2	85.2	71.0	41.7	22.2	14.3	14.5	15.6	13.9	40.6	13.9	21.4		
		F	1.0	69.0	70.6	21.9	9.9	13.3	13.1	14.5	11.5	33.3	9.2	16.2		
		T	1.5	79.5	70.9	33.7	17.6	13.9	14.0	15.2	13.0	38.4	12.1	19.5		
II	NEOPLASMS (C00-D48)	M	0.0	0.0	0.0	0.0	11.5	14.8	18.0	20.0	14.7	12.7	31.1	14.0		
		F	0.0	0.0	0.0	6.2	12.8	17.8	15.4	20.3	16.2	10.9	26.4	13.3		
		T	0.0	0.0	0.0	2.5	12.0	15.8	17.0	20.1	15.2	12.2	29.3	13.7		
III	DISEASES OF BLOOD & BLOOD FORMING ORGANS & CERTAIN DISORDERS INVOLVING THE IMMUNE MECHANISM (D50-D89)	M	0.0	0.0	0.0	0.0	0.0	2.1	5.0	4.2	1.1	0.0	0.0	2.0		
		F	0.0	0.0	0.0	0.0	0.0	3.0	4.4	6.9	0.7	0.0	0.0	2.2		
		T	0.0	0.0	0.0	0.0	0.0	2.4	4.7	5.1	1.0	0.0	0.0	2.1		
IV	ENDOCRINE, NUTRITIONAL AND METABOLIC DISEASES (E00-E89)	M	0.0	0.0	6.2	3.6	3.5	1.8	5.3	4.7	5.0	2.7	9.0	4.0		
		F	0.0	0.0	4.7	2.0	3.4	3.8	4.8	5.0	3.3	3.5	7.0	3.6		
		T	0.0	0.0	5.6	2.9	3.5	2.5	5.1	4.8	4.4	2.9	8.2	3.9		
V	MENTAL AND BEHAVIOURAL DISORDERS (F01-F99)	M	0.0	0.0	0.0	0.0	4.5	5.8	5.6	2.3	0.0	0.0	0.0	2.4		
		F	0.0	0.0	0.0	0.0	2.2	1.9	1.0	0.2	0.0	0.0	0.0	0.6		
		T	0.0	0.0	0.0	0.0	3.6	4.4	3.8	1.6	0.0	0.0	0.0	1.7		
VI	DISEASES OF THE NERVOUS SYSTEM (G00-G98)	M	0.0	5.7	7.1	9.2	15.0	7.6	8.5	1.7	0.0	0.0	0.0	4.8		
		F	0.0	16.8	7.5	8.1	13.7	3.1	11.6	1.3	0.0	0.0	0.0	4.8		
		T	0.0	9.6	7.2	8.8	14.5	6.0	9.7	1.5	0.0	0.0	0.0	4.8		
VII	DISEASES OF THE EYE AND ADNEXA (H00-H59)	M	0.0	0.0	0.0	0.0	0.0	0.0	0.0	0.0	0.0	0.0	0.0	0.0		
		F	0.0	0.0	0.0	0.0	0.0	0.0	0.0	0.0	0.0	0.0	0.0	0.0		
		T	0.0	0.0	0.0	0.0	0.0	0.0	0.0	0.0	0.0	0.0	0.0	0.0		
VIII	DISEASES OF THE EAR AND MASTOID PROCESS (H60-H95)	M	0.0	0.0	0.0	0.0	0.0	0.0	0.0	0.0	0.0	0.0	0.0	0.0		
		F	0.0	0.0	0.0	0.0	0.0	0.0	0.0	0.0	0.0	0.0	0.0	0.0		
		T	0.0	0.0	0.0	0.0	0.0	0.0	0.0	0.0	0.0	0.0	0.0	0.0		
IX	DISEASES OF THE CIRCULATORY SYSTEM (I00-I99)	M	0.0	0.0	0.0	0.0	0.0	1.7	4.4	9.8	13.5	23.3	16.8	7.2		
		F	0.0	0.0	0.0	1.7	0.0	1.0	11.8	8.7	27.4	21.4	29.0	9.8		
		T	0.0	0.0	0.0	0.7	0.0	1.5	7.3	9.5	18.4	22.7	21.5	8.1		
X	DISEASES OF THE RESPIRATORY SYSTEM (J00-J98)	M	0.0	1.0	3.6	7.9	12.4	16.0	13.6	16.8	21.7	20.7	15.1	14.3		
		F	0.0	0.9	2.4	6.5	4.7	12.7	12.6	19.7	16.3	30.9	9.2	11.6		
		T	0.0	0.9	3.1	7.3	9.5	14.9	13.2	17.7	19.8	23.8	12.8	13.3		
XI	DISEASES OF THE DIGESTIVE SYSTEM (K00-K92)	M	0.0	0.0	0.0	0.0	1.6	3.0	7.2	13.9	21.5	0.0	14.1	8.2		
		F	0.0	0.0	0.0	0.0	2.2	2.2	6.7	13.9	15.9	0.0	19.1	6.9		
		T	0.0	0.0	0.0	0.0	1.8	2.8	7.0	13.9	19.5	0.0	16.0	7.7		
XII	DISEASES OF THE SKIN AND SUBCUTANEOUS TISSUE (L00-L98)	M	0.0	0.0	0.0	0.0	0.0	0.0	0.0	0.0	0.0	0.0	0.0	0.0		
		F	0.0	0.0	0.0	0.0	0.0	0.0	0.0	0.0	0.0	0.0	0.0	0.0		
		T	0.0	0.0	0.0	0.0	0.0	0.0	0.0	0.0	0.0	0.0	0.0	0.0		
XIII	DISEASES OF THE MUSCULOSKELETAL SYSTEM AND CONNECTIVE TISSUE (M00-M99)	M	0.0	0.0	0.0	0.0	0.0	0.0	0.0	0.0	0.0	0.0	0.0	0.0		
		F	0.0	0.0	0.0	0.0	0.0	0.0	0.0	0.0	0.0	0.0	0.0	0.0		
		T	0.0	0.0	0.0	0.0	0.0	0.0	0.0	0.0	0.0	0.0	0.0	0.0		
XIV	DISEASES OF THE GENITOURINARY SYSTEM (N00-N99)	M	0.0	0.0	0.0	0.0	2.9	3.1	2.9	3.7	4.0	0.0	0.0	2.4		
		F	0.0	0.0	0.0	0.0	1.8	1.6	1.6	2.8	5.1	0.0	0.0	1.7		
		T	0.0	0.0	0.0	0.0	2.5	2.6	2.4	3.4	4.4	0.0	0.0	2.1		
XV	PREGNANCY, CHILDBIRTH AND THE PUERPERIUM (O00-O99)	F	0.0	0.0	0.0	24.4	23.2	14.5	5.0	0.0	0.0	0.0	0.0	6.1		
		T	0.0	0.0	0.0	9.8	8.7	5.1	1.9	0.0	0.0	0.0	0.0	2.2		
XVI	CERTAIN CONDITIONS ORIGINATING IN THE PERINATAL PERIOD (P00-P96)	M	97.8	0.0	0.0	0.0	0.0	0.0	0.0	0.0	0.0	0.0	0.0	6.2		
		F	99.0	0.0	0.0	0.0	0.0	0.0	0.0	0.0	0.0	0.0	0.0	11.9		
		T	98.5	0.0	0.0	0.0	0.0	0.0	0.0	0.0	0.0	0.0	0.0	8.3		
XVII	CONGENITAL MALFORMATIONS, DEFORMATIONS AND CHROMOSOMAL ABNORMALITIES (Q00-Q99)	M	0.0	0.0	0.0	0.0	0.0	0.0	0.0	0.0	0.0	0.0	0.0	0.0		
		F	0.0	0.0	0.0	0.0	0.0	0.0	0.0	0.0	0.0	0.0	0.0	0.0		
		T	0.0	0.0	0.0	0.0	0.0	0.0	0.0	0.0	0.0	0.0	0.0	0.0		
XVIII	SYMPTOMS, SIGNS AND ABNORMAL CLINICAL AND LABORATORY FINDINGS N.E.C. (R00-R99)	M	0.0	0.0	0.0	0.0	0.0	0.0	0.0	0.0	0.0	0.0	0.0	0.0		
		F	0.0	0.0	0.0	0.0	0.0	0.0	0.0	0.0	0.0	0.0	0.0	0.0		
		T	0.0	0.0	0.0	0.0	0.0	0.0	0.0	0.0	0.0	0.0	0.0	0.0		
XIX	INJURY, POISONING AND CERTAIN OTHER CONSEQUENCES OF EXTERNAL CAUSES (S00-T98)	M	0.0	8.1	12.1	37.5	26.4	29.9	15.1	7.3	4.6	0.0	0.0	13.1		
		F	0.0	13.3	14.9	29.2	26.1	25.0	12.1	6.7	3.5	0.0	0.0	11.4		
		T	0.0	9.9	13.2	34.2	26.3	28.2	14.0	7.1	4.2	0.0	0.0	12.4		
ALL CAUSES		M	100.0	100.0	100.0	100.0	100.0	100.0	100.0	100.0	100.0	100.0	100.0	100.0		
		F	100.0	100.0	100.0	100.0	100.0	100.0	100.0	100.0	100.0	100.0	100.0	100.0		
		T	100.0	100.0	100.0	100.0	100.0	100.0	100.0	100.0	100.0	100.0	100.0	100.0		

TABLE 8.3 : PERCENTAGE DISTRIBUTION OF MEDICALLY CERTIFIED DEATHS BY AGE, SEX AND MAJOR CAUSE GROUPS (BASED UPON TENTH REVISION OF ICD) DURING 2009
ANDAMAN & NICOBAR ISLANDS

Major Group No.	CAUSE OF DEATH	Sex	AGE GROUPS												N.S.	TOTAL
			<1	1-4	5-14	15-24	25-34	35-44	45-54	55-64	65-69	70+				
1	2	3	4	5	6	7	8	9	10	11	12	13	14	15		
I	CERTAIN INFECTIOUS AND PARASITIC DISEASES (A00-B99)	M	7.3	20.0	44.4	37.5	16.0	12.9	9.1	5.4	11.1	5.8	0.0	10.7		
		F	5.7	100.0	40.0	44.4	28.6	19.0	11.8	4.1	0.0	8.0	25.0	14.6		
		T	6.6	33.3	42.9	41.9	19.7	14.3	9.8	4.9	8.6	6.6	16.7	12.0		
II	NEOPLASMS (C00-D48)	M	0.0	0.0	0.0	0.0	4.0	0.0	2.3	1.1	0.0	3.5	0.0	1.6		
		F	0.0	0.0	0.0	0.0	4.8	0.0	8.8	4.1	7.7	2.0	0.0	3.1		
		T	0.0	0.0	0.0	0.0	4.2	0.0	4.1	2.1	1.7	2.9	0.0	2.1		
III	DISEASES OF BLOOD & BLOOD FORMING ORGANS & CERTAIN DISORDERS INVOLVING THE IMMUNE MECHANISM (D50-D89)	M	0.0	0.0	11.1	0.0	2.0	8.6	1.1	3.2	2.2	4.7	0.0	3.4		
		F	0.0	0.0	20.0	14.8	0.0	14.3	5.9	8.2	7.7	2.0	0.0	6.2		
		T	0.0	0.0	14.3	9.3	1.4	9.9	2.5	4.9	3.4	3.7	0.0	4.3		
IV	ENDOCRINE, NUTRITIONAL AND METABOLIC DISEASES (E00-E89)	M	0.0	0.0	0.0	0.0	4.0	7.1	8.0	11.8	13.3	10.5	0.0	7.9		
		F	0.0	0.0	0.0	0.0	4.8	14.3	11.8	18.4	23.1	20.0	0.0	11.5		
		T	0.0	0.0	0.0	0.0	4.2	8.8	9.0	14.1	15.5	14.0	0.0	9.2		
V	MENTAL AND BEHAVIOURAL DISORDERS (F01-F99)	M	0.0	0.0	0.0	6.3	2.0	5.7	6.8	2.2	0.0	0.0	0.0	2.8		
		F	0.0	0.0	0.0	0.0	0.0	0.0	0.0	0.0	0.0	2.0	0.0	0.4		
		T	0.0	0.0	0.0	2.3	1.4	4.4	4.9	1.4	0.0	0.7	0.0	2.0		
VI	DISEASES OF THE NERVOUS SYSTEM (G00-G98)	M	2.4	20.0	0.0	0.0	6.0	5.7	11.4	6.5	6.7	5.8	0.0	6.5		
		F	2.9	0.0	0.0	3.7	0.0	4.8	0.0	2.0	0.0	2.0	0.0	1.9		
		T	2.6	16.7	0.0	2.3	4.2	5.5	8.2	4.9	5.2	4.4	0.0	5.0		
VII	DISEASES OF THE EYE AND ADNEXA (H00-H59)	M	0.0	0.0	0.0	0.0	0.0	0.0	0.0	0.0	0.0	0.0	0.0	0.0		
		F	0.0	0.0	0.0	0.0	4.8	0.0	0.0	0.0	0.0	0.0	0.0	0.4		
		T	0.0	0.0	0.0	0.0	1.4	0.0	0.0	0.0	0.0	0.0	0.0	0.1		
VIII	DISEASES OF THE EAR AND MASTOID PROCESS (H60-H95)	M	0.0	0.0	0.0	0.0	0.0	0.0	0.0	0.0	0.0	0.0	0.0	0.0		
		F	0.0	0.0	0.0	0.0	0.0	0.0	0.0	0.0	0.0	0.0	0.0	0.0		
		T	0.0	0.0	0.0	0.0	0.0	0.0	0.0	0.0	0.0	0.0	0.0	0.0		
IX	DISEASES OF THE CIRCULATORY SYSTEM (I00-I99)	M	4.9	20.0	22.2	37.5	22.0	28.6	28.4	44.1	57.8	48.8	100.0	35.2		
		F	8.6	0.0	0.0	3.7	14.3	14.3	38.2	38.8	46.2	48.0	75.0	28.8		
		T	6.6	16.7	14.3	16.3	19.7	25.3	31.1	42.3	55.2	48.5	83.3	33.1		
X	DISEASES OF THE RESPIRATORY SYSTEM (J00-J98)	M	19.5	20.0	11.1	6.3	10.0	4.3	5.7	7.5	2.2	9.3	0.0	7.9		
		F	14.3	0.0	0.0	7.4	4.8	4.8	2.9	10.2	0.0	10.0	0.0	7.7		
		T	17.1	16.7	7.1	7.0	8.5	4.4	4.9	8.5	1.7	9.6	0.0	7.8		
XI	DISEASES OF THE DIGESTIVE SYSTEM (K00-K92)	M	2.4	20.0	0.0	0.0	6.0	15.7	17.0	7.5	2.2	2.3	0.0	8.1		
		F	2.9	0.0	0.0	0.0	0.0	4.8	8.8	8.2	0.0	2.0	0.0	3.8		
		T	2.6	16.7	0.0	0.0	4.2	13.2	14.8	7.7	1.7	2.2	0.0	6.7		
XII	DISEASES OF THE SKIN AND SUBCUTANEOUS TISSUE (L00-L98)	M	0.0	0.0	0.0	0.0	0.0	1.4	0.0	0.0	0.0	1.2	0.0	0.4		
		F	0.0	0.0	0.0	0.0	0.0	0.0	0.0	0.0	0.0	0.0	0.0	0.0		
		T	0.0	0.0	0.0	0.0	0.0	1.1	0.0	0.0	0.0	0.7	0.0	0.3		
XIII	DISEASES OF THE MUSCULOSKELETAL SYSTEM AND CONNECTIVE TISSUE (M00-M99)	M	0.0	0.0	0.0	0.0	0.0	0.0	0.0	0.0	0.0	0.0	0.0	0.0		
		F	0.0	0.0	0.0	0.0	0.0	0.0	0.0	0.0	0.0	0.0	0.0	0.0		
		T	0.0	0.0	0.0	0.0	0.0	0.0	0.0	0.0	0.0	0.0	0.0	0.0		
XIV	DISEASES OF THE GENITOURINARY SYSTEM (N00-N99)	M	0.0	0.0	0.0	12.5	8.0	8.6	3.4	7.5	2.2	8.1	0.0	5.9		
		F	2.9	0.0	0.0	0.0	14.3	4.8	11.8	4.1	0.0	0.0	0.0	4.2		
		T	1.3	0.0	0.0	4.7	9.9	7.7	5.7	6.3	1.7	5.1	0.0	5.4		
XV	PREGNANCY, CHILDBIRTH AND THE PUERPERIUM (O00-O99)	F	0.0	0.0	0.0	3.7	0.0	4.8	0.0	0.0	0.0	0.0	0.0	0.8		
		T	0.0	0.0	0.0	2.3	0.0	1.1	0.0	0.0	0.0	0.0	0.0	0.3		
XVI	CERTAIN CONDITIONS ORIGINATING IN THE PERINATAL PERIOD (P00-P96)	M	61.0	0.0	0.0	0.0	0.0	0.0	0.0	0.0	0.0	0.0	0.0	5.0		
		F	60.0	0.0	0.0	0.0	0.0	0.0	0.0	0.0	0.0	0.0	0.0	8.1		
		T	60.5	0.0	0.0	0.0	0.0	0.0	0.0	0.0	0.0	0.0	0.0	6.0		
XVII	CONGENITAL MALFORMATIONS, DEFORMATIONS AND CHROMOSOMAL ABNORMALITIES (Q00-Q99)	M	2.4	0.0	0.0	0.0	0.0	0.0	0.0	0.0	0.0	0.0	0.0	0.2		
		F	0.0	0.0	0.0	0.0	0.0	0.0	0.0	0.0	0.0	0.0	0.0	0.0		
		T	1.3	0.0	0.0	0.0	0.0	0.0	0.0	0.0	0.0	0.0	0.0	0.1		
XVIII	SYMPTOMS, SIGNS AND ABNORMAL CLINICAL AND LABORATORY FINDINGS N.E.C. (R00-R99)	M	0.0	0.0	0.0	0.0	4.0	0.0	3.4	0.0	2.2	0.0	0.0	1.2		
		F	2.9	0.0	0.0	0.0	4.8	0.0	0.0	2.0	15.4	4.0	0.0	2.7		
		T	1.3	0.0	0.0	0.0	4.2	0.0	2.5	0.7	5.2	1.5	0.0	1.7		
XIX	INJURY, POISONING AND CERTAIN OTHER CONSEQUENCES OF EXTERNAL CAUSES (S00-T98)	M	0.0	0.0	11.1	0.0	16.0	1.4	3.4	3.2	0.0	0.0	0.0	3.2		
		F	0.0	0.0	40.0	22.2	19.0	14.3	0.0	0.0	0.0	0.0	0.0	5.8		
		T	0.0	0.0	21.4	14.0	16.9	4.4	2.5	2.1	0.0	0.0	0.0	4.1		
ALL CAUSES		M	100.0	100.0	100.0	100.0	100.0	100.0	100.0	100.0	100.0	100.0	100.0	100.0		
		F	100.0	100.0	100.0	100.0	100.0	100.0	100.0	100.0	100.0	100.0	100.0	100.0		
		T	100.0	100.0	100.0	100.0	100.0	100.0	100.0	100.0	100.0	100.0	100.0	100.0		

TABLE 8.4 : PERCENTAGE DISTRIBUTION OF MEDICALLY CERTIFIED DEATHS BY AGE, SEX AND MAJOR CAUSE GROUPS (BASED UPON TENTH REVISION OF ICD) DURING 2011 ARUNACHAL PRADESH

Major Group No.	CAUSE OF DEATH	Sex	AGE GROUPS												N.S.	TOTAL
			<1	1-4	5-14	15-24	25-34	35-44	45-54	55-64	65-69	70+				
1	2	3	4	5	6	7	8	9	10	11	12	13	14	15		
I	CERTAIN INFECTIOUS AND PARASITIC DISEASES (A00-B99)	M	3.1	25.0	40.0	60.0	31.7	20.8	16.3	18.0	20.0	3.4	0.0	19.5		
		F	0.0	50.0	20.0	66.7	47.1	15.6	9.7	11.1	9.1	12.5	0.0	20.9		
		T	2.4	37.5	30.0	63.0	36.2	19.3	14.5	16.2	16.1	5.4	0.0	19.9		
II	NEOPLASMS (C00-D48)	M	0.0	0.0	0.0	0.0	9.8	11.7	11.6	16.0	10.0	3.4	0.0	9.5		
		F	0.0	0.0	0.0	0.0	5.9	15.6	19.4	11.1	9.1	0.0	0.0	10.1		
		T	0.0	0.0	0.0	0.0	8.6	12.8	13.7	14.7	9.7	2.7	0.0	9.7		
III	DISEASES OF BLOOD & BLOOD FORMING ORGANS & CERTAIN DISORDERS INVOLVING THE IMMUNE MECHANISM (D50-D89)	M	0.0	0.0	0.0	0.0	2.4	0.0	0.0	0.0	0.0	0.0	0.0	0.3		
		F	0.0	0.0	20.0	0.0	17.6	28.1	6.5	5.6	0.0	12.5	0.0	11.5		
		T	0.0	0.0	10.0	0.0	6.9	8.3	1.7	1.5	0.0	2.7	0.0	3.6		
IV	ENDOCRINE, NUTRITIONAL AND METABOLIC DISEASES (E00-E89)	M	0.0	0.0	0.0	0.0	4.9	7.8	9.3	8.0	10.0	13.8	0.0	7.2		
		F	0.0	0.0	0.0	0.0	5.9	0.0	3.2	5.6	0.0	0.0	0.0	2.0		
		T	0.0	0.0	0.0	0.0	5.2	5.5	7.7	7.4	6.5	10.8	0.0	5.7		
V	MENTAL AND BEHAVIOURAL DISORDERS (F01-F99)	M	0.0	0.0	0.0	0.0	0.0	0.0	0.0	0.0	0.0	0.0	0.0	0.0		
		F	0.0	0.0	0.0	0.0	0.0	0.0	0.0	0.0	0.0	0.0	0.0	0.0		
		T	0.0	0.0	0.0	0.0	0.0	0.0	0.0	0.0	0.0	0.0	0.0	0.0		
VI	DISEASES OF THE NERVOUS SYSTEM (G00-G98)	M	0.0	0.0	0.0	6.7	2.4	2.6	5.8	0.0	0.0	0.0	0.0	2.5		
		F	0.0	0.0	0.0	8.3	0.0	3.1	3.2	0.0	0.0	0.0	0.0	2.0		
		T	0.0	0.0	0.0	7.4	1.7	2.8	5.1	0.0	0.0	0.0	0.0	2.4		
VII	DISEASES OF THE EYE AND ADNEXA (H00-H59)	M	0.0	0.0	0.0	0.0	0.0	0.0	0.0	0.0	0.0	0.0	0.0	0.0		
		F	0.0	0.0	0.0	0.0	0.0	0.0	0.0	0.0	0.0	0.0	0.0	0.0		
		T	0.0	0.0	0.0	0.0	0.0	0.0	0.0	0.0	0.0	0.0	0.0	0.0		
VIII	DISEASES OF THE EAR AND MASTOID PROCESS (H60-H95)	M	0.0	0.0	0.0	0.0	0.0	0.0	0.0	0.0	0.0	0.0	0.0	0.0		
		F	0.0	0.0	0.0	0.0	0.0	0.0	0.0	0.0	0.0	0.0	0.0	0.0		
		T	0.0	0.0	0.0	0.0	0.0	0.0	0.0	0.0	0.0	0.0	0.0	0.0		
IX	DISEASES OF THE CIRCULATORY SYSTEM (I00-I99)	M	0.0	0.0	20.0	0.0	12.2	23.4	25.6	42.0	50.0	34.5	0.0	24.2		
		F	10.0	0.0	60.0	8.3	5.9	3.1	32.3	33.3	72.7	37.5	0.0	23.0		
		T	2.4	0.0	40.0	3.7	10.3	17.4	27.4	39.7	58.1	35.1	0.0	23.9		
X	DISEASES OF THE RESPIRATORY SYSTEM (J00-J98)	M	0.0	75.0	40.0	26.7	0.0	10.4	8.1	8.0	0.0	3.4	0.0	8.1		
		F	10.0	50.0	0.0	8.3	5.9	6.3	0.0	16.7	0.0	0.0	0.0	6.8		
		T	2.4	62.5	20.0	18.5	1.7	9.2	6.0	10.3	0.0	2.7	0.0	7.7		
XI	DISEASES OF THE DIGESTIVE SYSTEM (K00-K92)	M	0.0	0.0	0.0	6.7	29.3	23.4	19.8	8.0	5.0	17.2	0.0	16.2		
		F	0.0	0.0	0.0	0.0	11.8	21.9	25.8	16.7	9.1	0.0	0.0	14.2		
		T	0.0	0.0	0.0	3.7	24.1	22.9	21.4	10.3	6.5	13.5	0.0	15.6		
XII	DISEASES OF THE SKIN AND SUBCUTANEOUS TISSUE (L00-L98)	M	0.0	0.0	0.0	0.0	0.0	0.0	0.0	0.0	0.0	0.0	0.0	0.0		
		F	0.0	0.0	0.0	0.0	0.0	0.0	0.0	0.0	0.0	0.0	0.0	0.0		
		T	0.0	0.0	0.0	0.0	0.0	0.0	0.0	0.0	0.0	0.0	0.0	0.0		
XIII	DISEASES OF THE MUSCULOSKELETAL SYSTEM AND CONNECTIVE TISSUE (M00-M99)	M	0.0	0.0	0.0	0.0	0.0	0.0	0.0	0.0	0.0	0.0	0.0	0.0		
		F	0.0	0.0	0.0	0.0	0.0	0.0	0.0	0.0	0.0	0.0	0.0	0.0		
		T	0.0	0.0	0.0	0.0	0.0	0.0	0.0	0.0	0.0	0.0	0.0	0.0		
XIV	DISEASES OF THE GENITOURINARY SYSTEM (N00-N99)	M	0.0	0.0	0.0	0.0	0.0	0.0	0.0	0.0	0.0	0.0	0.0	0.0		
		F	0.0	0.0	0.0	0.0	0.0	0.0	0.0	0.0	0.0	0.0	0.0	0.0		
		T	0.0	0.0	0.0	0.0	0.0	0.0	0.0	0.0	0.0	0.0	0.0	0.0		
XV	PREGNANCY, CHILDBIRTH AND THE PUERPERIUM (O00-O99)	F	0.0	0.0	0.0	0.0	0.0	3.1	0.0	0.0	0.0	0.0	0.0	0.7		
		T	0.0	0.0	0.0	0.0	0.0	0.9	0.0	0.0	0.0	0.0	0.0	0.2		
XVI	CERTAIN CONDITIONS ORIGINATING IN THE PERINATAL PERIOD (P00-P96)	M	96.9	0.0	0.0	0.0	0.0	0.0	0.0	0.0	0.0	0.0	0.0	8.6		
		F	80.0	0.0	0.0	0.0	0.0	0.0	0.0	0.0	0.0	0.0	0.0	5.4		
		T	92.9	0.0	0.0	0.0	0.0	0.0	0.0	0.0	0.0	0.0	0.0	7.7		
XVII	CONGENITAL MALFORMATIONS, DEFORMATIONS AND CHROMOSOMAL ABNORMALITIES (Q00-Q99)	M	0.0	0.0	0.0	0.0	0.0	0.0	0.0	0.0	0.0	0.0	0.0	0.0		
		F	0.0	0.0	0.0	0.0	0.0	0.0	0.0	0.0	0.0	0.0	0.0	0.0		
		T	0.0	0.0	0.0	0.0	0.0	0.0	0.0	0.0	0.0	0.0	0.0	0.0		
XVIII	SYMPTOMS, SIGNS AND ABNORMAL CLINICAL AND LABORATORY FINDINGS N.E.C. (R00-R99)	M	0.0	0.0	0.0	0.0	0.0	0.0	1.2	0.0	5.0	24.1	0.0	2.5		
		F	0.0	0.0	0.0	0.0	0.0	0.0	0.0	0.0	0.0	37.5	0.0	2.0		
		T	0.0	0.0	0.0	0.0	0.0	0.0	0.9	0.0	3.2	27.0	0.0	2.4		
XIX	INJURY, POISONING AND CERTAIN OTHER CONSEQUENCES OF EXTERNAL CAUSES (S00-T98)	M	0.0	0.0	0.0	0.0	7.3	0.0	2.3	0.0	0.0	0.0	0.0	1.4		
		F	0.0	0.0	0.0	8.3	0.0	3.1	0.0	0.0	0.0	0.0	0.0	1.4		
		T	0.0	0.0	0.0	3.7	5.2	0.9	1.7	0.0	0.0	0.0	0.0	1.4		
ALL CAUSES		M	100.0	100.0	100.0	100.0	100.0	100.0	100.0	100.0	100.0	100.0	0.0	100.0		
		F	100.0	100.0	100.0	100.0	100.0	100.0	100.0	100.0	100.0	100.0	0.0	100.0		
		T	100.0	100.0	100.0	100.0	100.0	100.0	100.0	100.0	100.0	100.0	0.0	100.0		

TABLE 8.5 : PERCENTAGE DISTRIBUTION OF MEDICALLY CERTIFIED DEATHS BY AGE, SEX AND MAJOR CAUSE GROUPS (BASED UPON TENTH REVISION OF ICD) DURING 2011 BIHAR

Major Group No.	CAUSE OF DEATH	Sex	AGE GROUPS												N.S.	TOTAL
			<1	1-4	5-14	15-24	25-34	35-44	45-54	55-64	65-69	70+				
1	2	3	4	5	6	7	8	9	10	11	12	13	14	15		
I	CERTAIN INFECTIOUS AND PARASITIC DISEASES (A00-B99)	M	9.1	33.5	41.5	29.3	23.4	21.2	20.0	16.0	6.7	0.0	0.0	20.6		
		F	9.7	41.2	41.5	27.2	19.2	18.5	27.9	17.2	4.7	1.4	0.0	21.2		
		T	9.4	37.2	41.5	28.1	21.2	19.8	23.8	16.6	5.8	0.7	0.0	20.9		
II	NEOPLASMS (C00-D48)	M	0.0	10.8	5.5	2.6	0.6	1.6	0.7	0.0	0.0	0.0	0.0	1.6		
		F	0.0	0.0	0.0	3.2	4.5	3.1	2.8	1.9	0.0	0.0	0.0	2.1		
		T	0.0	5.6	2.5	3.0	2.7	2.4	1.7	0.9	0.0	0.0	0.0	1.9		
III	DISEASES OF BLOOD & BLOOD FORMING ORGANS & CERTAIN DISORDERS INVOLVING THE IMMUNE MECHANISM (D50-D89)	M	0.9	5.1	1.2	3.4	3.3	3.8	2.0	0.0	0.0	0.0	0.0	2.2		
		F	1.2	3.6	0.7	2.0	2.2	3.1	1.2	0.0	0.0	0.0	0.0	1.6		
		T	1.1	4.4	0.9	2.6	2.7	3.5	1.6	0.0	0.0	0.0	0.0	1.9		
IV	ENDOCRINE, NUTRITIONAL AND METABOLIC DISEASES (E00-E89)	M	0.0	0.0	0.0	0.0	0.8	1.2	0.7	3.3	2.0	0.0	0.0	0.8		
		F	0.0	0.0	0.0	0.0	0.2	1.5	2.8	5.6	4.3	2.7	0.0	1.3		
		T	0.0	0.0	0.0	0.0	0.4	1.3	1.7	4.5	3.0	1.4	0.0	1.1		
V	MENTAL AND BEHAVIOURAL DISORDERS (F01-F99)	M	0.0	0.0	0.0	0.0	0.6	1.2	2.0	0.3	0.0	0.0	0.0	0.6		
		F	0.0	0.0	0.0	0.0	1.5	2.0	0.5	0.3	0.0	0.0	0.0	0.6		
		T	0.0	0.0	0.0	0.0	1.1	1.6	1.3	0.3	0.0	0.0	0.0	0.6		
VI	DISEASES OF THE NERVOUS SYSTEM (G00-G98)	M	3.0	11.9	3.6	2.9	5.7	10.6	8.2	4.2	5.1	23.9	0.0	6.4		
		F	3.1	14.5	2.0	3.6	4.1	3.3	9.0	5.9	0.9	12.3	0.0	4.7		
		T	3.1	13.2	2.7	3.3	4.9	6.8	8.6	5.1	3.2	18.1	0.0	5.5		
VII	DISEASES OF THE EYE AND ADNEXA (H00-H59)	M	0.0	0.0	0.0	0.0	0.0	0.0	0.0	0.0	0.0	0.0	0.0	0.0		
		F	0.0	0.0	0.0	0.0	0.0	0.0	0.0	0.0	0.0	0.0	0.0	0.0		
		T	0.0	0.0	0.0	0.0	0.0	0.0	0.0	0.0	0.0	0.0	0.0	0.0		
VIII	DISEASES OF THE EAR AND MASTOID PROCESS (H60-H95)	M	0.0	0.0	0.0	0.0	0.0	0.0	0.0	0.0	0.0	0.0	0.0	0.0		
		F	0.0	0.0	0.0	0.0	0.0	0.0	0.0	0.0	0.0	0.0	0.0	0.0		
		T	0.0	0.0	0.0	0.0	0.0	0.0	0.0	0.0	0.0	0.0	0.0	0.0		
IX	DISEASES OF THE CIRCULATORY SYSTEM (I00-I99)	M	1.1	6.8	12.6	24.9	18.8	20.5	31.3	32.3	53.3	36.6	0.0	21.7		
		F	1.6	10.9	8.3	20.1	21.7	18.0	25.5	42.8	45.5	64.4	0.0	20.6		
		T	1.3	8.8	10.3	22.2	20.4	19.2	28.5	37.5	49.8	50.7	0.0	21.2		
X	DISEASES OF THE RESPIRATORY SYSTEM (J00-J98)	M	32.1	18.2	9.1	3.6	8.8	3.5	1.6	2.1	1.2	0.0	0.0	9.1		
		F	29.5	16.4	13.3	2.7	2.7	4.6	2.1	1.3	0.0	0.0	0.0	8.0		
		T	30.8	17.3	11.4	3.1	5.5	4.0	1.8	1.7	0.6	0.0	0.0	8.5		
XI	DISEASES OF THE DIGESTIVE SYSTEM (K00-K92)	M	1.3	11.9	12.6	7.9	11.9	8.2	10.4	10.6	14.9	12.7	0.0	9.2		
		F	1.6	8.5	13.0	4.3	4.0	6.2	5.4	7.1	8.1	12.3	0.0	5.5		
		T	1.4	10.3	12.8	5.8	7.6	7.2	8.0	7.4	11.8	12.5	0.0	7.3		
XII	DISEASES OF THE SKIN AND SUBCUTANEOUS TISSUE (L00-L98)	M	0.0	0.0	0.0	0.0	0.0	0.0	0.0	0.0	0.0	0.0	0.0	0.0		
		F	0.0	0.0	0.0	0.0	0.0	0.0	0.0	0.0	0.0	0.0	0.0	0.0		
		T	0.0	0.0	0.0	0.0	0.0	0.0	0.0	0.0	0.0	0.0	0.0	0.0		
XIII	DISEASES OF THE MUSCULOSKELETAL SYSTEM AND CONNECTIVE TISSUE (M00-M99)	M	0.0	0.0	0.0	0.0	0.0	0.0	0.0	0.0	0.0	0.0	0.0	0.0		
		F	0.0	0.0	0.0	0.0	0.0	0.0	0.0	0.0	0.0	0.0	0.0	0.0		
		T	0.0	0.0	0.0	0.0	0.0	0.0	0.0	0.0	0.0	0.0	0.0	0.0		
XIV	DISEASES OF THE GENITOURINARY SYSTEM (N00-N99)	M	0.0	0.0	2.8	8.2	9.8	12.3	7.1	18.4	6.7	0.0	0.0	7.6		
		F	0.0	0.0	6.3	7.7	5.3	5.7	8.7	10.6	12.3	0.0	0.0	5.9		
		T	0.0	0.0	4.7	7.9	7.4	8.9	7.9	14.6	9.2	0.0	0.0	6.7		
XV	PREGNANCY, CHILDBIRTH AND THE PUERPERIUM (O00-O99)	F	0.0	0.0	0.0	14.3	25.7	22.1	2.8	0.0	0.0	0.0	0.0	9.9		
		T	0.0	0.0	0.0	8.2	13.8	11.4	1.4	0.0	0.0	0.0	0.0	5.1		
XVI	CERTAIN CONDITIONS ORIGINATING IN THE PERINATAL PERIOD (P00-P96)	M	51.9	0.0	0.0	0.0	0.0	0.0	0.0	0.0	0.0	0.0	0.0	7.7		
		F	52.4	0.0	0.0	0.0	0.0	0.0	0.0	0.0	0.0	0.0	0.0	7.9		
		T	52.2	0.0	0.0	0.0	0.0	0.0	0.0	0.0	0.0	0.0	0.0	7.8		
XVII	CONGENITAL MALFORMATIONS, DEFORMATIONS AND CHROMOSOMAL ABNORMALITIES (Q00-Q99)	M	0.6	0.0	0.0	0.0	0.0	0.0	0.0	0.0	0.0	0.0	0.0	0.1		
		F	0.9	0.0	0.0	0.0	0.0	0.0	0.0	0.0	0.0	0.0	0.0	0.1		
		T	0.7	0.0	0.0	0.0	0.0	0.0	0.0	0.0	0.0	0.0	0.0	0.1		
XVIII	SYMPTOMS, SIGNS AND ABNORMAL CLINICAL AND LABORATORY FINDINGS N.E.C. (R00-R99)	M	0.0	1.7	7.5	5.5	6.5	3.8	8.6	2.4	8.2	26.8	0.0	5.2		
		F	0.0	4.8	4.3	8.2	2.8	4.1	3.8	1.3	7.6	6.8	0.0	3.9		
		T	0.0	3.2	5.8	7.1	4.5	4.0	6.3	1.8	7.9	16.7	0.0	4.5		
XIX	INJURY, POISONING AND CERTAIN OTHER CONSEQUENCES OF EXTERNAL CAUSES (S00-T98)	M	0.0	0.0	3.6	11.8	10.0	12.2	7.5	10.3	2.0	0.0	0.0	7.1		
		F	0.0	0.0	10.6	6.6	6.1	7.9	7.3	9.1	16.6	0.0	0.0	6.5		
		T	0.0	0.0	7.4	8.8	7.9	9.9	7.4	9.7	8.6	0.0	0.0	6.8		
ALL CAUSES		M	100.0	100.0	100.0	100.0	100.0	100.0	100.0	100.0	100.0	100.0	0.0	100.0		
		F	100.0	100.0	100.0	100.0	100.0	100.0	100.0	100.0	100.0	100.0	0.0	100.0		
		T	100.0	100.0	100.0	100.0	100.0	100.0	100.0	100.0	100.0	100.0	0.0	100.0		

TABLE 8.6 : PERCENTAGE DISTRIBUTION OF MEDICALLY CERTIFIED DEATHS BY AGE, SEX AND MAJOR CAUSE GROUPS (BASED UPON TENTH REVISION OF ICD) DURING 2011 CHANDIGARH

Major Group No.	CAUSE OF DEATH	Sex	AGE GROUPS											N.S.	TOTAL
			<1	1-4	5-14	15-24	25-34	35-44	45-54	55-64	65-69	70+			
1	2	3	4	5	6	7	8	9	10	11	12	13	14	15	
I	CERTAIN INFECTIOUS AND PARASITIC DISEASES (A00-B99)	M	5.1	3.7	3.0	3.3	2.5	3.6	3.6	4.1	0.9	1.5	33.3	64.6	
		F	5.7	4.3	2.6	3.5	4.2	5.6	4.8	4.2	1.6	3.1	43.3	82.9	
		T	5.3	3.9	2.8	3.3	3.1	4.3	4.0	4.2	1.2	2.1	36.8	70.9	
II	NEOPLASMS (C00-D48)	M	0.3	0.5	1.2	0.7	1.1	0.9	2.8	3.0	1.2	1.8	14.4	28.0	
		F	0.6	0.4	1.2	0.8	1.6	2.4	3.5	3.1	2.9	1.0	19.2	36.8	
		T	0.4	0.5	1.2	0.7	1.2	1.4	3.1	3.0	1.8	1.5	16.1	31.0	
III	DISEASES OF BLOOD & BLOOD FORMING ORGANS & CERTAIN DISORDERS INVOLVING THE IMMUNE MECHANISM (D50-D89)	M	0.5	0.2	0.3	0.4	0.1	0.5	0.4	0.1	0.2	0.1	3.0	5.7	
		F	0.1	0.1	0.2	0.3	0.3	0.9	0.9	0.0	0.2	0.1	3.6	6.9	
		T	0.4	0.2	0.3	0.3	0.2	0.6	0.5	0.1	0.2	0.1	3.2	6.1	
IV	ENDOCRINE, NUTRITIONAL AND METABOLIC DISEASES (E00-E89)	M	0.6	0.2	0.1	0.2	0.3	0.9	3.0	2.9	1.5	2.1	12.6	24.3	
		F	0.2	0.3	0.2	0.6	0.7	1.3	4.9	2.5	2.6	2.6	17.4	33.4	
		T	0.5	0.2	0.1	0.3	0.4	1.0	3.6	2.8	1.9	2.3	14.3	27.5	
V	MENTAL AND BEHAVIOURAL DISORDERS (F01-F99)	M	0.1	0.1	0.0	0.1	0.3	0.2	0.3	0.7	0.1	0.3	2.2	4.4	
		F	0.1	0.3	0.2	0.0	0.4	0.3	0.2	1.3	0.0	0.2	3.6	6.9	
		T	0.1	0.2	0.1	0.0	0.3	0.3	0.3	0.9	0.0	0.3	2.7	5.2	
VI	DISEASES OF THE NERVOUS SYSTEM (G00-G98)	M	1.7	1.2	1.5	0.9	1.1	0.8	1.2	1.2	0.4	1.2	12.1	23.4	
		F	1.8	1.8	1.1	1.6	1.6	1.0	1.7	0.9	0.8	1.6	15.2	29.0	
		T	1.7	1.4	1.4	1.2	1.3	0.9	1.4	1.1	0.5	1.3	13.1	25.3	
VII	DISEASES OF THE EYE AND ADNEXA (H00-H59)	M	0.0	0.0	0.0	0.0	0.0	0.0	0.0	0.0	0.0	0.0	0.0	0.0	
		F	0.0	0.0	0.0	0.0	0.0	0.0	0.0	0.0	0.0	0.0	0.0	0.0	
		T	0.0	0.0	0.0	0.0	0.0	0.0	0.0	0.0	0.0	0.0	0.0	0.0	
VIII	DISEASES OF THE EAR AND MASTOID PROCESS (H60-H95)	M	0.0	0.0	0.0	0.0	0.0	0.0	0.0	0.0	0.0	0.1	0.1	0.1	
		F	0.0	0.0	0.0	0.0	0.0	0.0	0.0	0.0	0.0	0.0	0.0	0.0	
		T	0.0	0.0	0.0	0.0	0.0	0.0	0.0	0.0	0.0	0.0	0.0	0.1	
IX	DISEASES OF THE CIRCULATORY SYSTEM (I00-I99)	M	1.5	0.6	0.9	1.8	1.6	5.0	7.7	7.7	4.0	9.4	43.0	83.3	
		F	2.4	1.6	0.9	3.7	3.8	4.2	6.2	10.2	4.4	10.6	52.4	100.3	
		T	1.8	0.9	0.9	2.5	2.4	4.7	7.2	8.6	4.2	9.8	46.2	89.2	
X	DISEASES OF THE RESPIRATORY SYSTEM (J00-J98)	M	5.8	1.4	1.1	1.2	1.5	2.0	3.3	3.8	1.2	4.9	28.0	54.2	
		F	5.8	1.6	1.9	2.4	3.6	4.3	2.6	2.9	1.2	4.3	33.5	64.1	
		T	5.8	1.4	1.4	1.6	2.2	2.8	3.0	3.5	1.2	4.7	29.9	57.6	
XI	DISEASES OF THE DIGESTIVE SYSTEM (K00-K92)	M	2.6	0.7	1.1	1.5	3.1	6.5	5.8	5.4	1.1	3.1	33.0	63.9	
		F	0.8	1.1	1.2	1.5	2.6	5.1	3.0	2.8	1.3	3.9	25.6	49.0	
		T	2.0	0.9	1.2	1.5	2.9	6.0	4.8	4.5	1.2	3.4	30.5	58.8	
XII	DISEASES OF THE SKIN AND SUBCUTANEOUS TISSUE (L00-L98)	M	0.7	0.5	0.5	0.0	0.1	0.3	0.2	0.1	0.0	0.1	2.6	5.0	
		F	0.6	0.1	0.0	0.1	0.2	0.1	0.0	0.0	0.2	0.1	1.6	3.0	
		T	0.7	0.4	0.3	0.0	0.1	0.2	0.1	0.0	0.1	0.1	2.2	4.3	
XIII	DISEASES OF THE MUSCULOSKELETAL SYSTEM AND CONNECTIVE TISSUE (M00-M99)	M	0.5	0.3	0.3	0.2	0.4	0.5	0.4	0.4	0.2	0.1	3.4	6.6	
		F	0.4	0.1	0.1	0.7	0.4	0.7	0.6	0.9	0.2	0.4	4.9	9.6	
		T	0.5	0.2	0.2	0.3	0.4	0.5	0.4	0.6	0.2	0.2	4.0	7.6	
XIV	DISEASES OF THE GENITOURINARY SYSTEM (N00-N99)	M	0.0	0.0	0.0	0.0	0.0	0.0	0.0	0.0	0.0	0.0	0.0	0.0	
		F	2.8	0.8	1.6	1.9	2.5	5.1	5.7	5.7	2.7	5.7	37.8	72.3	
		T	1.0	0.3	0.5	0.7	0.9	1.7	2.0	2.0	0.9	2.0	13.0	24.9	
XV	PREGNANCY, CHILDBIRTH AND THE PUERPERIUM (O00-O99)	F	0.0	0.0	0.0	10.0	3.7	0.6	0.1	0.1	0.0	0.0	15.9	30.4	
		T	0.0	0.0	0.0	3.5	1.3	0.2	0.0	0.0	0.0	0.0	5.5	10.5	
XVI	CERTAIN CONDITIONS ORIGINATING IN THE PERINATAL PERIOD (P00-P96)	M	70.9	0.0	0.0	0.0	0.0	0.0	0.0	0.0	0.0	0.0	0.0	70.9	
		F	66.3	0.0	0.0	0.0	0.0	0.0	0.0	0.0	0.0	0.0	0.0	66.3	
		T	69.3	0.0	0.0	0.0	0.0	0.0	0.0	0.0	0.0	0.0	0.0	69.3	
XVII	CONGENITAL MALFORMATIONS, DEFORMATIONS AND CHROMOSOMAL ABNORMALITIES (Q00-Q99)	M	6.5	2.7	0.7	0.4	0.1	0.2	0.2	0.2	0.0	0.0	11.6	22.5	
		F	10.5	1.9	0.9	0.1	0.1	0.4	0.0	0.1	0.0	0.0	15.4	29.5	
		T	7.8	2.4	0.8	0.3	0.1	0.3	0.1	0.2	0.0	0.0	12.9	24.9	
XVIII	SYMPTOMS, SIGNS AND ABNORMAL CLINICAL AND LABORATORY FINDINGS N.E.C. (R00-R99)	M	2.4	0.4	0.5	1.2	1.4	1.2	2.2	1.6	0.5	1.0	13.3	25.7	
		F	1.8	1.1	0.8	2.2	1.6	1.5	1.8	0.8	0.8	1.9	15.6	29.9	
		T	2.2	0.7	0.6	1.6	1.4	1.3	2.1	1.3	0.6	1.3	14.1	27.2	
XIX	INJURY, POISONING AND CERTAIN OTHER CONSEQUENCES OF EXTERNAL CAUSES (S00-T98)	M	0.7	1.0	1.1	7.2	7.4	6.0	4.4	3.1	0.7	1.7	35.6	69.0	
		F	0.1	1.1	1.6	6.9	11.1	4.6	1.8	3.5	0.7	1.6	36.1	69.1	
		T	0.5	1.0	1.3	7.1	8.7	5.5	3.5	3.3	0.7	1.7	35.8	69.0	
ALL CAUSES		M	100.0	100.0	100.0	100.0	100.0	100.0	100.0	100.0	100.0	100.0	100.0	100.0	
		F	100.0	100.0	100.0	100.0	100.0	100.0	100.0	100.0	100.0	100.0	100.0	100.0	
		T	100.0	100.0	100.0	100.0	100.0	100.0	100.0	100.0	100.0	100.0	100.0	100.0	

TABLE 8.7 : PERCENTAGE DISTRIBUTION OF MEDICALLY CERTIFIED DEATHS BY AGE, SEX AND MAJOR CAUSE GROUPS (BASED UPON TENTH REVISION OF ICD) DURING 2011 CHHATTISGARH

Major Group No.	CAUSE OF DEATH	Sex	AGE GROUPS												N.S.	TOTAL
			<1	1-4	5-14	15-24	25-34	35-44	45-54	55-64	65-69	70+				
1	2	3	4	5	6	7	8	9	10	11	12	13	14	15		
I	CERTAIN INFECTIOUS AND PARASITIC DISEASES (A00-B99)	M	6.6	29.1	32.4	21.5	22.3	19.1	14.8	13.9	10.8	10.9	16.7	14.6		
		F	6.1	25.0	32.7	20.7	17.9	18.3	13.5	11.3	12.9	10.0	12.5	13.9		
		T	6.4	27.2	32.5	21.1	20.3	18.8	14.4	13.0	11.6	10.5	15.2	14.3		
II	NEOPLASMS (C00-D48)	M	0.2	0.0	2.1	2.9	1.8	2.5	4.5	3.4	3.2	3.7	1.2	2.4		
		F	0.4	1.1	0.0	0.7	1.1	4.8	5.4	5.5	8.5	3.2	3.0	2.9		
		T	0.3	0.5	1.0	1.7	1.5	3.4	4.8	4.2	5.1	3.5	1.8	2.6		
III	DISEASES OF BLOOD & BLOOD FORMING ORGANS & CERTAIN DISORDERS INVOLVING THE IMMUNE MECHANISM (D50-D89)	M	1.9	12.6	14.5	11.7	4.8	6.1	4.3	4.1	4.1	5.0	6.5	5.1		
		F	2.6	17.4	19.7	15.1	12.8	9.9	5.7	4.4	2.0	3.9	6.6	7.5		
		T	2.2	14.9	17.1	13.7	8.5	7.5	4.8	4.2	3.3	4.6	6.6	6.1		
IV	ENDOCRINE, NUTRITIONAL AND METABOLIC DISEASES (E00-E89)	M	0.5	1.0	4.1	2.3	3.2	3.9	6.5	8.2	9.9	7.2	4.6	4.8		
		F	0.5	1.1	3.4	1.5	1.1	1.2	4.9	11.5	9.5	7.3	5.2	4.1		
		T	0.5	1.0	3.8	1.8	2.2	2.9	5.9	9.4	9.7	7.2	4.8	4.5		
V	MENTAL AND BEHAVIOURAL DISORDERS (F01-F99)	M	0.0	0.0	0.0	0.7	0.2	0.2	0.1	0.1	0.0	0.3	0.4	0.2		
		F	0.0	0.0	0.0	0.0	0.0	0.3	0.0	0.2	0.0	0.2	0.0	0.1		
		T	0.0	0.0	0.0	0.3	0.1	0.2	0.1	0.2	0.0	0.3	0.3	0.1		
VI	DISEASES OF THE NERVOUS SYSTEM (G00-G98)	M	1.0	4.9	6.9	4.9	3.2	2.9	4.0	3.3	1.7	2.7	4.0	3.0		
		F	1.0	8.7	6.8	2.9	2.7	2.7	4.7	3.2	7.0	4.5	4.1	3.5		
		T	1.0	6.7	6.8	3.8	3.0	2.8	4.2	3.3	3.7	3.4	4.0	3.2		
VII	DISEASES OF THE EYE AND ADNEXA (H00-H59)	M	0.0	0.0	0.0	0.0	0.0	0.4	0.0	0.0	0.0	0.0	0.0	0.0		
		F	0.0	0.0	0.0	0.0	0.3	0.3	0.0	0.0	0.0	0.0	0.0	0.1		
		T	0.0	0.0	0.0	0.0	0.1	0.3	0.0	0.0	0.0	0.0	0.0	0.0		
VIII	DISEASES OF THE EAR AND MASTOID PROCESS (H60-H95)	M	0.0	0.0	0.0	0.3	0.0	0.2	0.0	0.1	0.0	0.1	0.0	0.1		
		F	0.0	0.0	0.0	0.0	0.3	0.0	0.0	0.2	0.0	0.2	0.0	0.1		
		T	0.0	0.0	0.0	0.1	0.1	0.1	0.0	0.2	0.0	0.2	0.0	0.1		
IX	DISEASES OF THE CIRCULATORY SYSTEM (I00-I99)	M	2.3	14.6	10.3	10.4	15.9	16.8	22.5	29.0	32.0	34.2	19.4	19.2		
		F	3.5	7.6	7.5	8.8	8.8	15.9	26.9	29.6	25.4	30.6	19.2	16.5		
		T	2.8	11.3	8.9	9.5	12.6	16.5	24.1	29.2	29.5	32.9	19.4	18.1		
X	DISEASES OF THE RESPIRATORY SYSTEM (J00-J98)	M	2.3	6.8	9.0	8.8	6.9	8.6	6.2	10.8	13.7	17.4	10.7	8.9		
		F	4.6	12.0	6.8	3.2	9.4	5.7	7.8	8.1	7.0	15.4	9.2	7.7		
		T	3.3	9.2	7.9	5.6	8.0	7.5	6.7	9.8	11.2	16.7	10.2	8.4		
XI	DISEASES OF THE DIGESTIVE SYSTEM (K00-K92)	M	0.5	3.9	2.8	2.6	6.0	10.9	10.9	8.1	5.2	3.3	3.8	5.4		
		F	0.6	2.2	1.4	1.7	0.5	3.6	3.9	3.9	5.5	3.2	2.2	2.4		
		T	0.5	3.1	2.1	2.1	3.5	8.2	8.4	6.6	5.3	3.2	3.2	4.2		
XII	DISEASES OF THE SKIN AND SUBCUTANEOUS TISSUE (L00-L98)	M	0.0	1.0	0.7	0.0	0.2	0.0	0.5	0.0	0.6	0.4	0.2	0.2		
		F	0.0	0.0	0.0	0.2	0.0	0.3	0.3	0.2	0.5	0.0	0.0	0.1		
		T	0.0	0.5	0.3	0.1	0.1	0.1	0.4	0.1	0.6	0.3	0.1	0.2		
XIII	DISEASES OF THE MUSCULOSKELETAL SYSTEM AND CONNECTIVE TISSUE (M00-M99)	M	0.1	0.0	0.0	0.3	0.0	0.0	0.1	0.1	0.6	0.1	0.0	0.1		
		F	0.1	0.0	0.0	0.0	0.3	0.0	0.3	0.0	0.0	0.2	0.4	0.1		
		T	0.1	0.0	0.0	0.1	0.1	0.0	0.2	0.1	0.4	0.2	0.1	0.1		
XIV	DISEASES OF THE GENITOURINARY SYSTEM (N00-N99)	M	0.3	3.9	1.4	1.3	3.4	2.0	4.7	2.9	4.4	1.9	1.2	2.3		
		F	0.4	1.1	5.4	2.4	2.9	6.6	7.3	2.8	6.0	4.8	1.8	3.4		
		T	0.3	2.6	3.4	2.0	3.2	3.7	5.6	2.9	5.0	3.0	1.4	2.8		
XV	PREGNANCY, CHILDBIRTH AND THE PUERPERIUM (O00-O99)	F	0.0	0.0	0.0	9.5	10.2	5.1	1.0	0.0	0.0	0.0	0.0	2.5		
		T	0.0	0.0	0.0	5.4	4.7	1.9	0.4	0.0	0.0	0.0	0.0	1.0		
XVI	CERTAIN CONDITIONS ORIGINATING IN THE PERINATAL PERIOD (P00-P96)	M	79.4	0.0	0.0	0.0	0.0	0.0	0.0	0.0	0.0	0.0	0.0	14.9		
		F	76.5	0.0	0.0	0.0	0.0	0.0	0.0	0.0	0.0	0.0	0.0	15.4		
		T	78.2	0.0	0.0	0.0	0.0	0.0	0.0	0.0	0.0	0.0	0.0	15.1		
XVII	CONGENITAL MALFORMATIONS, DEFORMATIONS AND CHROMOSOMAL ABNORMALITIES (Q00-Q99)	M	0.5	1.0	0.0	0.0	0.2	0.5	1.0	0.1	0.3	0.5	0.4	0.4		
		F	0.4	0.0	0.0	0.0	0.3	0.3	0.0	0.2	0.0	0.9	0.4	0.3		
		T	0.4	0.5	0.0	0.0	0.2	0.4	0.6	0.2	0.2	0.7	0.4	0.4		
XVIII	SYMPTOMS, SIGNS AND ABNORMAL CLINICAL AND LABORATORY FINDINGS N.E.C. (R00-R99)	M	3.5	14.6	9.0	11.4	12.0	11.8	13.0	10.8	11.3	9.0	11.3	9.8		
		F	2.2	17.4	10.2	9.8	11.8	12.6	13.7	14.3	12.4	14.1	16.2	10.9		
		T	2.9	15.9	9.6	10.5	11.9	12.1	13.3	12.1	11.7	10.9	13.0	10.2		
XIX	INJURY, POISONING AND CERTAIN OTHER CONSEQUENCES OF EXTERNAL CAUSES (S00-T98)	M	0.9	6.8	6.9	20.8	19.8	14.1	6.9	4.9	2.3	3.3	19.6	8.3		
		F	1.0	6.5	6.1	23.4	19.8	12.3	4.7	4.4	3.5	1.6	19.2	8.7		
		T	1.0	6.7	6.5	22.3	19.8	13.5	6.1	4.7	2.8	2.6	19.5	8.5		
ALL CAUSES		M	100.0	100.0	100.0	100.0	100.0	100.0	100.0	100.0	100.0	100.0	100.0	100.0		
		F	100.0	100.0	100.0	100.0	100.0	100.0	100.0	100.0	100.0	100.0	100.0	100.0		
		T	100.0	100.0	100.0	100.0	100.0	100.0	100.0	100.0	100.0	100.0	100.0	100.0		

TABLE 8.8 : PERCENTAGE DISTRIBUTION OF MEDICALLY CERTIFIED DEATHS BY AGE, SEX AND MAJOR CAUSE GROUPS (BASED UPON TENTH REVISION OF ICD) DURING 2011
D & N HAVELI

Major Group No.	CAUSE OF DEATH	Sex	AGE GROUPS											N.S.	TOTAL
			<1	1-4	5-14	15-24	25-34	35-44	45-54	55-64	65-69	70+			
1	2	3	4	5	6	7	8	9	10	11	12	13	14	15	
I	CERTAIN INFECTIOUS AND PARASITIC DISEASES (A00-B99)	M	11.8	20.0	62.5	100.0	0.0	17.4	0.0	0.0	30.8	0.0	0.0	13.6	
		F	0.0	0.0	0.0	0.0	0.0	0.0	0.0	0.0	0.0	0.0	0.0	0.0	
		T	9.1	20.0	62.5	100.0	0.0	17.4	0.0	0.0	2.8	0.0	0.0	8.1	
II	NEOPLASMS (C00-D48)	M	0.0	0.0	0.0	0.0	0.0	0.0	0.0	0.0	0.0	0.0	0.0	0.0	
		F	0.0	0.0	0.0	0.0	0.0	0.0	0.0	0.0	0.0	0.0	0.0	0.0	
		T	0.0	0.0	0.0	0.0	0.0	0.0	0.0	0.0	0.0	0.0	0.0	0.0	
III	DISEASES OF BLOOD & BLOOD FORMING ORGANS & CERTAIN DISORDERS INVOLVING THE IMMUNE MECHANISM (D50-D89)	M	0.0	0.0	0.0	0.0	0.0	0.0	0.0	0.0	0.0	0.0	0.0	0.0	
		F	0.0	0.0	0.0	0.0	0.0	0.0	0.0	0.0	0.0	0.0	0.0	0.0	
		T	0.0	0.0	0.0	0.0	0.0	0.0	0.0	0.0	0.0	0.0	0.0	0.0	
IV	ENDOCRINE, NUTRITIONAL AND METABOLIC DISEASES (E00-E89)	M	0.0	0.0	0.0	0.0	0.0	0.0	0.0	0.0	0.0	0.0	0.0	0.0	
		F	0.0	0.0	0.0	0.0	0.0	0.0	0.0	0.0	0.0	0.0	0.0	0.0	
		T	0.0	0.0	0.0	0.0	0.0	0.0	0.0	0.0	0.0	0.0	0.0	0.0	
V	MENTAL AND BEHAVIOURAL DISORDERS (F01-F99)	M	0.0	0.0	0.0	0.0	0.0	0.0	0.0	0.0	0.0	0.0	0.0	0.0	
		F	0.0	0.0	0.0	0.0	0.0	0.0	0.0	0.0	0.0	0.0	0.0	0.0	
		T	0.0	0.0	0.0	0.0	0.0	0.0	0.0	0.0	0.0	0.0	0.0	0.0	
VI	DISEASES OF THE NERVOUS SYSTEM (G00-G98)	M	0.0	0.0	0.0	0.0	0.0	0.0	0.0	0.0	0.0	0.0	0.0	0.0	
		F	0.0	0.0	0.0	0.0	0.0	0.0	0.0	0.0	0.0	0.0	0.0	0.0	
		T	0.0	0.0	0.0	0.0	0.0	0.0	0.0	0.0	0.0	0.0	0.0	0.0	
VII	DISEASES OF THE EYE AND ADNEXA (H00-H59)	M	0.0	0.0	0.0	0.0	0.0	0.0	0.0	0.0	0.0	0.0	0.0	0.0	
		F	0.0	0.0	0.0	0.0	0.0	0.0	0.0	0.0	0.0	0.0	0.0	0.0	
		T	0.0	0.0	0.0	0.0	0.0	0.0	0.0	0.0	0.0	0.0	0.0	0.0	
VIII	DISEASES OF THE EAR AND MASTOID PROCESS (H60-H95)	M	0.0	0.0	0.0	0.0	0.0	0.0	0.0	0.0	0.0	0.0	0.0	0.0	
		F	0.0	0.0	0.0	0.0	0.0	0.0	0.0	0.0	0.0	0.0	0.0	0.0	
		T	0.0	0.0	0.0	0.0	0.0	0.0	0.0	0.0	0.0	0.0	0.0	0.0	
IX	DISEASES OF THE CIRCULATORY SYSTEM (I00-I99)	M	0.0	0.0	0.0	0.0	0.0	58.2	0.0	0.0	0.0	100.0	0.0	52.7	
		F	0.0	0.0	0.0	0.0	0.0	0.0	0.0	0.0	0.0	0.0	0.0	0.0	
		T	0.0	0.0	0.0	0.0	0.0	58.2	0.0	0.0	0.0	41.5	0.0	31.5	
X	DISEASES OF THE RESPIRATORY SYSTEM (J00-J98)	M	88.2	80.0	0.0	0.0	0.0	0.0	0.0	0.0	0.0	0.0	0.0	5.1	
		F	0.0	0.0	0.0	0.0	0.0	0.0	0.0	0.0	0.0	0.0	0.0	0.0	
		T	68.2	80.0	0.0	0.0	0.0	0.0	0.0	0.0	0.0	0.0	0.0	3.0	
XI	DISEASES OF THE DIGESTIVE SYSTEM (K00-K92)	M	0.0	0.0	0.0	0.0	0.0	0.0	0.0	0.0	0.0	0.0	0.0	0.0	
		F	0.0	0.0	0.0	0.0	0.0	0.0	0.0	0.0	0.0	0.0	0.0	0.0	
		T	0.0	0.0	0.0	0.0	0.0	0.0	0.0	0.0	0.0	0.0	0.0	0.0	
XII	DISEASES OF THE SKIN AND SUBCUTANEOUS TISSUE (L00-L98)	M	0.0	0.0	0.0	0.0	0.0	0.0	0.0	0.0	0.0	0.0	0.0	0.0	
		F	0.0	0.0	0.0	0.0	0.0	0.0	0.0	0.0	0.0	0.0	0.0	0.0	
		T	0.0	0.0	0.0	0.0	0.0	0.0	0.0	0.0	0.0	0.0	0.0	0.0	
XIII	DISEASES OF THE MUSCULOSKELETAL SYSTEM AND CONNECTIVE TISSUE (M00-M99)	M	0.0	0.0	0.0	0.0	0.0	0.0	0.0	0.0	0.0	0.0	0.0	0.0	
		F	0.0	0.0	0.0	0.0	0.0	0.0	0.0	0.0	0.0	0.0	0.0	0.0	
		T	0.0	0.0	0.0	0.0	0.0	0.0	0.0	0.0	0.0	0.0	0.0	0.0	
XIV	DISEASES OF THE GENITOURINARY SYSTEM (N00-N99)	M	0.0	0.0	0.0	0.0	0.0	0.0	0.0	0.0	0.0	0.0	0.0	0.0	
		F	0.0	0.0	0.0	0.0	0.0	0.0	0.0	0.0	0.0	0.0	0.0	0.0	
		T	0.0	0.0	0.0	0.0	0.0	0.0	0.0	0.0	0.0	0.0	0.0	0.0	
XV	PREGNANCY, CHILDBIRTH AND THE PUERPERIUM (O00-O99)	F	0.0	0.0	0.0	0.0	0.0	0.0	0.0	0.0	0.0	0.0	0.0	0.0	
		T	0.0	0.0	0.0	0.0	0.0	0.0	0.0	0.0	0.0	0.0	0.0	0.0	
XVI	CERTAIN CONDITIONS ORIGINATING IN THE PERINATAL PERIOD (P00-P96)	M	0.0	0.0	0.0	0.0	0.0	0.0	0.0	0.0	0.0	0.0	0.0	0.0	
		F	100.0	0.0	0.0	0.0	0.0	0.0	0.0	0.0	0.0	0.0	0.0	2.0	
		T	22.7	0.0	0.0	0.0	0.0	0.0	0.0	0.0	0.0	0.0	0.0	0.8	
XVII	CONGENITAL MALFORMATIONS, DEFORMATIONS AND CHROMOSOMAL ABNORMALITIES (Q00-Q99)	M	0.0	0.0	0.0	0.0	0.0	0.0	0.0	0.0	0.0	0.0	0.0	0.0	
		F	0.0	0.0	0.0	0.0	0.0	0.0	0.0	0.0	0.0	0.0	0.0	0.0	
		T	0.0	0.0	0.0	0.0	0.0	0.0	0.0	0.0	0.0	0.0	0.0	0.0	
XVIII	SYMPTOMS, SIGNS AND ABNORMAL CLINICAL AND LABORATORY FINDINGS N.E.C. (R00-R99)	M	0.0	0.0	0.0	0.0	0.0	0.0	0.0	0.0	0.0	0.0	0.0	0.0	
		F	0.0	0.0	0.0	0.0	0.0	0.0	0.0	6.0	100.0	114.0	0.0	98.0	
		T	0.0	0.0	0.0	0.0	0.0	0.0	0.0	6.0	90.8	58.5	0.0	39.4	
XIX	INJURY, POISONING AND CERTAIN OTHER CONSEQUENCES OF EXTERNAL CAUSES (S00-T98)	M	0.0	0.0	37.5	0.0	100.0	24.4	0.0	0.0	69.2	0.0	0.0	28.7	
		F	0.0	0.0	0.0	0.0	0.0	0.0	0.0	0.0	0.0	0.0	0.0	0.0	
		T	0.0	0.0	37.5	0.0	100.0	24.4	0.0	0.0	6.4	0.0	0.0	17.2	
ALL CAUSES		M	100.0	100.0	100.0	100.0	100.0	100.0	0.0	0.0	100.0	100.0	0.0	100.0	
		F	100.0	0.0	0.0	0.0	0.0	0.0	0.0	6.0	100.0	114.0	0.0	100.0	
		T	100.0	100.0	100.0	100.0	100.0	100.0	0.0	6.0	100.0	100.0	0.0	100.0	

TABLE 8.9 : PERCENTAGE DISTRIBUTION OF MEDICALLY CERTIFIED DEATHS BY AGE, SEX AND MAJOR CAUSE GROUPS (BASED UPON TENTH REVISION OF ICD) DURING 2011
DAMAN & DIU

Major Group No.	CAUSE OF DEATH	Sex	AGE GROUPS												N.S.	TOTAL
			<1	1-4	5-14	15-24	25-34	35-44	45-54	55-64	65-69	70+				
1	2	3	4	5	6	7	8	9	10	11	12	13	14	15		
I	CERTAIN INFECTIOUS AND PARASITIC DISEASES (A00-B99)	M	0.0	0.0	0.0	0.0	2.4	1.5	3.6	2.5	1.5	0.8	0.0	1.7		
		F	0.0	0.0	0.0	0.0	4.5	0.0	1.7	0.0	0.0	0.6	0.0	0.6		
		T	0.0	0.0	0.0	0.0	3.2	0.9	2.9	1.5	0.9	0.7	0.0	1.3		
II	NEOPLASMS (C00-D48)	M	0.0	0.0	0.0	0.0	0.0	3.0	3.6	2.5	3.7	2.4	0.0	2.6		
		F	0.0	0.0	0.0	0.0	0.0	2.2	3.4	2.7	3.2	2.3	0.0	2.4		
		T	0.0	0.0	0.0	0.0	0.0	2.7	3.5	2.6	3.5	2.4	0.0	2.5		
III	DISEASES OF BLOOD & BLOOD FORMING ORGANS & CERTAIN DISORDERS INVOLVING THE IMMUNE MECHANISM (D50-D89)	M	0.0	0.0	0.0	0.0	0.0	0.0	0.0	0.0	0.0	0.0	0.0	0.0		
		F	0.0	0.0	0.0	0.0	0.0	0.0	0.0	1.4	1.1	0.0	0.0	0.4		
		T	0.0	0.0	0.0	0.0	0.0	0.0	0.0	0.0	0.5	0.4	0.0	0.0	0.2	
IV	ENDOCRINE, NUTRITIONAL AND METABOLIC DISEASES (E00-E89)	M	0.0	0.0	0.0	0.0	0.0	0.0	1.8	0.8	0.0	0.4	0.0	0.5		
		F	0.0	0.0	0.0	0.0	0.0	0.0	0.0	0.0	0.0	0.0	0.0	0.0		
		T	0.0	0.0	0.0	0.0	0.0	0.0	0.0	1.2	0.5	0.0	0.2	0.0	0.3	
V	MENTAL AND BEHAVIOURAL DISORDERS (F01-F99)	M	0.0	0.0	0.0	0.0	0.0	0.0	0.0	0.0	0.0	0.0	0.0	0.0		
		F	0.0	0.0	0.0	0.0	0.0	0.0	0.0	0.0	0.0	0.0	0.0	0.0		
		T	0.0	0.0	0.0	0.0	0.0	0.0	0.0	0.0	0.0	0.0	0.0	0.0		
VI	DISEASES OF THE NERVOUS SYSTEM (G00-G98)	M	0.0	0.0	27.3	7.1	9.8	14.9	11.7	9.8	5.9	4.8	0.0	8.3		
		F	0.0	0.0	0.0	5.9	4.5	19.6	22.0	14.9	4.3	5.7	0.0	9.9		
		T	0.0	0.0	20.0	6.7	7.9	16.8	15.3	11.7	5.3	5.2	0.0	8.9		
VII	DISEASES OF THE EYE AND ADNEXA (H00-H59)	M	0.0	0.0	0.0	0.0	0.0	0.0	0.0	0.0	0.0	0.0	0.0	0.0		
		F	0.0	0.0	0.0	0.0	0.0	0.0	0.0	0.0	0.0	0.0	0.0	0.0		
		T	0.0	0.0	0.0	0.0	0.0	0.0	0.0	0.0	0.0	0.0	0.0	0.0		
VIII	DISEASES OF THE EAR AND MASTOID PROCESS (H60-H95)	M	0.0	0.0	0.0	0.0	0.0	0.0	0.0	0.0	0.0	0.0	0.0	0.0		
		F	0.0	0.0	0.0	0.0	0.0	0.0	0.0	0.0	0.0	0.0	0.0	0.0		
		T	0.0	0.0	0.0	0.0	0.0	0.0	0.0	0.0	0.0	0.0	0.0	0.0		
IX	DISEASES OF THE CIRCULATORY SYSTEM (I00-I99)	M	20.0	50.0	0.0	0.0	24.4	19.4	18.9	15.6	20.7	10.8	0.0	15.5		
		F	16.7	0.0	0.0	0.0	18.2	17.4	15.3	13.5	12.9	9.2	0.0	12.1		
		T	18.2	33.3	0.0	0.0	22.2	18.6	17.6	14.8	17.5	10.1	0.0	14.2		
X	DISEASES OF THE RESPIRATORY SYSTEM (J00-J98)	M	0.0	0.0	9.1	10.7	9.8	25.4	28.8	40.2	31.9	41.8	0.0	32.9		
		F	0.0	0.0	25.0	11.8	4.5	23.9	30.5	47.3	43.0	44.3	0.0	37.3		
		T	0.0	0.0	13.3	11.1	7.9	24.8	29.4	42.9	36.4	42.8	0.0	34.6		
XI	DISEASES OF THE DIGESTIVE SYSTEM (K00-K92)	M	0.0	0.0	0.0	3.6	4.9	4.5	6.3	1.6	3.0	2.0	0.0	3.1		
		F	0.0	0.0	0.0	0.0	4.5	8.7	5.1	0.0	0.0	0.6	0.0	1.8		
		T	0.0	0.0	0.0	2.2	4.8	6.2	5.9	1.0	1.8	1.4	0.0	2.6		
XII	DISEASES OF THE SKIN AND SUBCUTANEOUS TISSUE (L00-L98)	M	0.0	0.0	0.0	0.0	0.0	0.0	0.0	0.0	0.0	0.0	0.0	0.0		
		F	0.0	0.0	0.0	0.0	0.0	0.0	0.0	0.0	0.0	0.0	0.0	0.0		
		T	0.0	0.0	0.0	0.0	0.0	0.0	0.0	0.0	0.0	0.0	0.0	0.0		
XIII	DISEASES OF THE MUSCULOSKELETAL SYSTEM AND CONNECTIVE TISSUE (M00-M99)	M	0.0	0.0	0.0	0.0	0.0	0.0	0.0	0.0	0.0	0.0	0.0	0.0		
		F	0.0	0.0	0.0	0.0	0.0	0.0	0.0	0.0	0.0	0.0	0.0	0.0		
		T	0.0	0.0	0.0	0.0	0.0	0.0	0.0	0.0	0.0	0.0	0.0	0.0		
XIV	DISEASES OF THE GENITOURINARY SYSTEM (N00-N99)	M	0.0	0.0	0.0	0.0	0.0	0.0	0.0	0.0	0.0	0.0	0.0	0.0		
		F	0.0	0.0	0.0	0.0	0.0	0.0	0.0	0.0	0.0	0.0	0.0	0.0		
		T	0.0	0.0	0.0	0.0	0.0	0.0	0.0	0.0	0.0	0.0	0.0	0.0		
XV	PREGNANCY, CHILDBIRTH AND THE PUERPERIUM (O00-O99)	F	0.0	0.0	0.0	29.4	9.1	0.0	0.0	0.0	0.0	0.0	0.0	1.4		
		T	0.0	0.0	0.0	11.1	3.2	0.0	0.0	0.0	0.0	0.0	0.0	0.6		
XVI	CERTAIN CONDITIONS ORIGINATING IN THE PERINATAL PERIOD (P00-P96)	M	60.0	0.0	0.0	0.0	0.0	0.0	0.0	0.0	0.0	0.0	0.0	0.4		
		F	66.7	0.0	0.0	0.0	0.0	0.0	0.0	0.0	0.0	0.0	0.0	0.8		
		T	63.6	0.0	0.0	0.0	0.0	0.0	0.0	0.0	0.0	0.0	0.0	0.6		
XVII	CONGENITAL MALFORMATIONS, DEFORMATIONS AND CHROMOSOMAL ABNORMALITIES (Q00-Q99)	M	0.0	0.0	0.0	0.0	0.0	0.0	0.0	0.0	0.0	0.0	0.0	0.0		
		F	0.0	0.0	0.0	0.0	0.0	0.0	0.0	0.0	0.0	0.0	0.0	0.0		
		T	0.0	0.0	0.0	0.0	0.0	0.0	0.0	0.0	0.0	0.0	0.0	0.0		
XVIII	SYMPTOMS, SIGNS AND ABNORMAL CLINICAL AND LABORATORY FINDINGS N.E.C. (R00-R99)	M	0.0	0.0	0.0	0.0	0.0	0.0	0.0	0.0	0.0	0.0	0.0	0.0		
		F	0.0	0.0	0.0	0.0	0.0	0.0	0.0	0.0	0.0	0.0	0.0	0.0		
		T	0.0	0.0	0.0	0.0	0.0	0.0	0.0	0.0	0.0	0.0	0.0	0.0		
XIX	INJURY, POISONING AND CERTAIN OTHER CONSEQUENCES OF EXTERNAL CAUSES (S00-T98)	M	20.0	50.0	63.6	78.6	48.8	31.3	25.2	27.0	33.3	37.1	0.0	35.1		
		F	16.7	100.0	75.0	52.9	54.5	28.3	22.0	20.3	35.5	37.4	0.0	33.3		
		T	18.2	66.7	66.7	68.9	50.8	30.1	24.1	24.5	34.2	37.2	0.0	34.4		
ALL CAUSES		M	100.0	100.0	100.0	100.0	100.0	100.0	100.0	100.0	100.0	100.0	0.0	100.0		
		F	100.0	100.0	100.0	100.0	100.0	100.0	100.0	100.0	100.0	100.0	0.0	100.0		
		T	100.0	100.0	100.0	100.0	100.0	100.0	100.0	100.0	100.0	100.0	0.0	100.0		

TABLE 8.10 : PERCENTAGE DISTRIBUTION OF MEDICALLY CERTIFIED DEATHS BY AGE, SEX AND MAJOR CAUSE GROUPS (BASED UPON TENTH REVISION OF ICD) DURING 2011

DELHI

Major Group No.	CAUSE OF DEATH	Sex	AGE GROUPS											N.S.	TOTAL
			<1	1-4	5-14	15-24	25-34	35-44	45-54	55-64	65-69	70+			
1	2	3	4	5	6	7	8	9	10	11	12	13	14	15	
I	CERTAIN INFECTIOUS AND PARASITIC DISEASES (A00-B99)	M	12.3	17.9	16.8	19.6	19.6	17.6	17.0	15.8	15.4	17.0	0.0	16.7	
		F	13.0	16.3	20.1	21.5	17.3	18.2	15.7	15.5	15.4	17.5	0.0	16.9	
		T	12.5	17.2	18.2	20.5	18.7	17.8	16.6	15.7	15.4	17.2	0.0	16.7	
II	NEOPLASMS (C00-D48)	M	10.6	12.0	11.6	17.9	15.3	15.5	16.3	16.2	17.3	10.3	0.0	14.4	
		F	9.7	11.5	10.0	13.5	14.5	17.9	21.8	19.4	16.0	10.8	0.0	14.8	
		T	10.2	11.8	10.9	15.9	15.0	16.2	18.1	17.3	16.8	10.5	0.0	14.6	
III	DISEASES OF BLOOD & BLOOD FORMING ORGANS & CERTAIN DISORDERS INVOLVING THE IMMUNE MECHANISM (D50-D89)	M	0.2	1.6	3.7	1.6	0.7	0.6	0.5	0.5	0.5	0.3	0.0	0.7	
		F	0.2	2.5	2.7	1.6	1.2	0.9	0.8	0.6	0.7	0.7	0.0	0.9	
		T	0.2	2.0	3.3	1.6	0.9	0.7	0.6	0.5	0.6	0.5	0.0	0.8	
IV	ENDOCRINE, NUTRITIONAL AND METABOLIC DISEASES (E00-E89)	M	0.1	1.7	1.3	0.6	0.6	1.2	2.5	4.2	4.6	4.5	0.0	2.4	
		F	0.1	2.3	1.3	0.6	0.7	1.8	4.3	5.1	6.4	5.8	0.0	3.1	
		T	0.1	1.9	1.3	0.6	0.6	1.4	3.1	4.5	5.3	5.0	0.0	2.7	
V	MENTAL AND BEHAVIOURAL DISORDERS (F01-F99)	M	0.0	0.0	0.0	0.5	0.3	0.3	0.2	0.2	0.1	0.1	0.0	0.2	
		F	0.0	0.0	0.0	0.3	0.5	0.2	0.3	0.3	0.2	0.3	0.0	0.2	
		T	0.0	0.0	0.0	0.4	0.3	0.3	0.2	0.2	0.1	0.2	0.0	0.2	
VI	DISEASES OF THE NERVOUS SYSTEM (G00-G98)	M	0.6	7.1	6.8	1.7	1.5	1.1	1.0	1.1	0.9	0.8	0.0	1.4	
		F	0.6	6.4	6.5	1.3	1.3	1.2	1.0	0.9	0.6	0.6	0.0	1.4	
		T	0.6	6.8	6.7	1.5	1.4	1.1	1.0	1.0	0.8	0.7	0.0	1.4	
VII	DISEASES OF THE EYE AND ADNEXA (H00-H59)	M	0.0	0.0	0.0	0.0	0.0	0.0	0.0	0.0	0.0	0.0	0.0	0.0	
		F	0.0	0.0	0.0	0.0	0.0	0.0	0.0	0.0	0.0	0.0	0.0	0.0	
		T	0.0	0.0	0.0	0.0	0.0	0.0	0.0	0.0	0.0	0.0	0.0	0.0	
VIII	DISEASES OF THE EAR AND MASTOID PROCESS (H60-H95)	M	0.0	0.0	0.0	0.0	0.0	0.0	0.0	0.0	0.0	0.0	0.0	0.0	
		F	0.0	0.0	0.0	0.0	0.0	0.0	0.0	0.0	0.0	0.0	0.0	0.0	
		T	0.0	0.0	0.0	0.0	0.0	0.0	0.0	0.0	0.0	0.0	0.0	0.0	
IX	DISEASES OF THE CIRCULATORY SYSTEM (I00-I99)	M	2.6	7.0	5.6	9.0	9.9	12.3	15.5	18.1	17.8	20.6	0.0	13.4	
		F	2.0	4.7	5.7	7.3	9.1	11.6	16.7	17.6	20.2	22.0	0.0	13.0	
		T	2.4	5.9	5.7	8.2	9.6	12.1	15.8	17.9	18.7	21.1	0.0	13.3	
X	DISEASES OF THE RESPIRATORY SYSTEM (J00-J98)	M	3.8	7.4	8.9	3.2	3.4	4.3	5.9	7.1	8.2	10.0	0.0	6.2	
		F	4.3	5.4	8.7	4.3	4.1	5.5	6.0	6.2	7.4	9.6	0.0	6.2	
		T	4.0	6.5	8.8	3.7	3.7	4.7	5.9	6.8	7.9	9.8	0.0	6.2	
XI	DISEASES OF THE DIGESTIVE SYSTEM (K00-K92)	M	1.6	3.4	3.6	4.2	6.3	7.9	6.9	4.8	3.8	2.6	0.0	4.8	
		F	1.5	3.1	3.2	5.3	4.4	4.1	3.7	3.7	2.9	2.1	0.0	3.3	
		T	1.6	3.3	3.4	4.7	5.5	6.7	5.9	4.5	3.5	2.4	0.0	4.2	
XII	DISEASES OF THE SKIN AND SUBCUTANEOUS TISSUE (L00-L98)	M	0.0	0.1	0.2	0.2	0.0	0.1	0.1	0.1	0.0	0.0	0.0	0.1	
		F	0.0	0.1	0.1	0.1	0.1	0.0	0.0	0.3	0.0	0.1	0.0	0.1	
		T	0.0	0.1	0.1	0.2	0.0	0.1	0.1	0.2	0.0	0.1	0.0	0.1	
XIII	DISEASES OF THE MUSCULOSKELETAL SYSTEM AND CONNECTIVE TISSUE (M00-M99)	M	0.4	0.1	0.3	0.5	0.3	0.4	0.4	0.3	0.4	0.3	0.0	0.4	
		F	0.5	0.1	0.3	0.6	0.4	0.4	0.7	0.4	0.2	0.3	0.0	0.4	
		T	0.4	0.1	0.3	0.5	0.3	0.4	0.5	0.3	0.3	0.3	0.0	0.4	
XIV	DISEASES OF THE GENITOURINARY SYSTEM (N00-N99)	M	3.1	1.1	2.0	2.8	2.2	2.5	2.7	3.1	3.4	3.6	0.0	2.9	
		F	3.8	1.8	2.0	2.3	2.6	3.2	3.5	3.8	3.7	2.8	0.0	3.1	
		T	3.4	1.5	2.0	2.6	2.4	2.7	3.0	3.3	3.5	3.3	0.0	2.9	
XV	PREGNANCY, CHILDBIRTH AND THE PUERPERIUM (O00-O99)	F	0.0	0.0	0.0	4.5	8.1	5.9	1.6	0.0	0.0	0.0	0.0	2.0	
		T	0.0	0.0	0.0	2.0	3.2	1.9	0.5	0.0	0.0	0.0	0.0	0.8	
XVI	CERTAIN CONDITIONS ORIGINATING IN THE PERINATAL PERIOD (P00-P96)	M	28.3	0.0	0.0	0.0	0.0	0.0	0.0	0.0	0.0	0.0	0.0	3.2	
		F	27.0	0.0	0.0	0.0	0.0	0.0	0.0	0.0	0.0	0.0	0.0	3.2	
		T	17.2	0.0	0.0	0.0	0.0	0.0	0.0	0.0	0.0	0.0	0.0	2.0	
XVII	CONGENITAL MALFORMATIONS, DEFORMATIONS AND CHROMOSOMAL ABNORMALITIES (Q00-Q99)	M	1.1	9.7	2.2	0.4	0.3	0.3	0.3	1.9	0.3	0.1	0.0	1.0	
		F	0.9	8.6	1.7	0.4	0.4	0.3	0.3	1.3	0.3	0.2	0.0	0.9	
		T	1.0	9.2	2.0	0.4	0.3	0.3	0.3	1.7	0.3	0.2	0.0	0.9	
XVIII	SYMPTOMS, SIGNS AND ABNORMAL CLINICAL AND LABORATORY FINDINGS N.E.C. (R00-R99)	M	35.0	26.8	32.0	26.8	30.0	30.0	27.2	24.5	25.6	28.3	0.0	28.4	
		F	36.2	30.6	32.9	21.8	20.8	21.4	20.3	23.1	24.5	25.9	0.0	25.2	
		T	35.5	28.5	32.4	24.5	26.3	27.3	25.0	24.0	25.2	27.3	0.0	27.2	
XIX	INJURY, POISONING AND CERTAIN OTHER CONSEQUENCES OF EXTERNAL CAUSES (S00-T98)	M	0.4	4.2	5.1	11.1	9.6	5.8	3.6	2.1	1.7	1.5	0.0	4.0	
		F	0.2	6.5	4.5	14.7	14.6	7.4	3.4	1.9	1.5	1.4	0.0	5.1	
		T	0.3	5.2	4.9	12.7	11.6	6.3	3.5	2.0	1.6	1.5	0.0	4.4	
ALL CAUSES		M	100.0	100.0	100.0	100.0	100.0	100.0	100.0	100.0	100.0	100.0	0.0	100.0	
		F	100.0	100.0	100.0	100.0	100.0	100.0	100.0	100.0	100.0	100.0	0.0	100.0	
		T	100.0	100.0	100.0	100.0	100.0	100.0	100.0	100.0	100.0	100.0	0.0	100.0	

TABLE 8.11 : PERCENTAGE DISTRIBUTION OF MEDICALLY CERTIFIED DEATHS BY AGE, SEX AND MAJOR CAUSE GROUPS (BASED UPON TENTH REVISION OF ICD) DURING 2011

GOA

Major Group No.	CAUSE OF DEATH	Sex	AGE GROUPS											N.S.	TOTAL
			<1	1-4	5-14	15-24	25-34	35-44	45-54	55-64	65-69	70+			
1	2	3	4	5	6	7	8	9	10	11	12	13	14	15	
I	CERTAIN INFECTIOUS AND PARASITIC DISEASES (A00-B99)	M	0.0	21.7	20.0	9.7	10.0	13.5	9.8	5.7	3.3	2.4	3.6	6.1	
		F	0.0	15.4	17.4	12.2	12.0	23.9	8.0	3.7	2.8	3.2	2.7	4.7	
		T	0.0	19.4	19.1	10.4	10.4	15.7	9.4	5.1	3.1	2.9	3.2	5.5	
II	NEOPLASMS (C00-D48)	M	0.0	0.0	11.1	2.5	1.4	2.9	6.9	9.0	13.0	7.7	3.5	6.6	
		F	0.0	0.0	8.7	3.3	4.6	11.9	20.1	17.4	11.7	5.3	5.0	8.3	
		T	0.0	0.0	10.3	2.8	2.1	4.8	10.2	11.6	12.4	6.4	4.2	7.3	
III	DISEASES OF BLOOD & BLOOD FORMING ORGANS & CERTAIN DISORDERS INVOLVING THE IMMUNE MECHANISM (D50-D89)	M	0.0	4.3	0.0	0.0	0.2	0.3	0.2	0.4	0.3	0.7	0.3	0.4	
		F	0.0	0.0	8.7	1.1	4.6	0.6	1.3	1.8	0.2	0.9	0.6	1.0	
		T	0.0	2.8	2.9	0.3	1.1	0.4	0.5	0.9	0.3	0.8	0.4	0.7	
IV	ENDOCRINE, NUTRITIONAL AND METABOLIC DISEASES (E00-E89)	M	0.0	4.3	0.0	0.0	0.7	1.2	3.3	5.1	5.2	4.0	1.3	3.2	
		F	0.0	7.7	0.0	2.2	0.9	0.6	5.0	6.3	6.5	4.8	1.6	4.3	
		T	0.0	5.6	0.0	0.6	0.8	1.1	3.8	5.5	5.7	4.5	1.4	3.7	
V	MENTAL AND BEHAVIOURAL DISORDERS (F01-F99)	M	0.0	0.0	0.0	0.0	1.4	1.1	0.4	0.4	0.2	0.1	0.4	0.4	
		F	0.0	0.0	0.0	0.0	0.9	0.6	0.0	0.2	0.0	0.1	0.2	0.2	
		T	0.0	0.0	0.0	0.0	1.3	1.0	0.3	0.3	0.1	0.1	0.3	0.3	
VI	DISEASES OF THE NERVOUS SYSTEM (G00-G98)	M	0.0	13.0	17.8	2.1	1.4	0.6	0.8	1.1	0.7	0.5	0.7	1.0	
		F	0.0	0.0	4.3	3.3	2.8	1.1	0.7	0.4	1.1	0.5	0.6	0.7	
		T	0.0	8.3	13.2	2.4	1.7	0.7	0.8	0.9	0.8	0.5	0.7	0.9	
VII	DISEASES OF THE EYE AND ADNEXA (H00-H59)	M	0.0	0.0	0.0	0.0	0.0	0.0	0.1	0.0	0.0	0.1	0.0	0.0	
		F	0.0	0.0	0.0	0.0	0.0	0.0	0.0	0.0	0.0	0.0	0.0	0.0	
		T	0.0	0.0	0.0	0.0	0.0	0.0	0.1	0.0	0.0	0.0	0.0	0.0	
VIII	DISEASES OF THE EAR AND MASTOID PROCESS (H60-H95)	M	0.0	0.0	0.0	0.0	0.0	0.0	0.0	0.1	0.0	0.0	0.0	0.0	
		F	0.0	0.0	0.0	0.0	0.0	0.0	0.0	0.0	0.0	0.0	0.0	0.0	
		T	0.0	0.0	0.0	0.0	0.0	0.0	0.0	0.1	0.0	0.0	0.0	0.0	
IX	DISEASES OF THE CIRCULATORY SYSTEM (I00-I99)	M	0.0	0.0	4.4	3.8	7.6	16.5	27.8	39.5	44.8	50.9	22.6	33.1	
		F	0.0	15.4	13.0	5.6	12.0	24.4	36.1	44.4	51.0	55.2	29.0	44.5	
		T	0.0	5.6	7.4	4.3	8.5	18.2	29.8	41.0	47.5	53.3	25.6	37.7	
X	DISEASES OF THE RESPIRATORY SYSTEM (J00-J98)	M	0.0	13.0	20.0	5.9	5.2	5.1	5.0	7.6	10.5	16.0	5.9	9.2	
		F	0.0	15.4	17.4	5.6	6.5	7.4	10.0	12.7	15.6	13.4	8.6	11.9	
		T	0.0	13.9	19.1	5.8	5.5	5.6	6.3	9.2	12.7	14.5	7.2	10.3	
XI	DISEASES OF THE DIGESTIVE SYSTEM (K00-K92)	M	0.0	0.0	0.0	5.1	20.7	27.5	24.5	15.0	7.4	2.9	5.5	12.0	
		F	0.0	0.0	0.0	0.0	4.6	4.0	3.7	3.9	2.2	1.2	1.1	1.9	
		T	0.0	0.0	0.0	3.7	17.4	22.5	19.3	11.5	5.1	2.0	3.5	7.9	
XII	DISEASES OF THE SKIN AND SUBCUTANEOUS TISSUE (L00-L98)	M	0.0	0.0	0.0	0.0	0.0	0.0	0.2	0.1	0.7	0.0	0.0	0.1	
		F	0.0	0.0	0.0	0.0	0.0	0.6	0.0	0.0	0.0	0.1	0.0	0.1	
		T	0.0	0.0	0.0	0.0	0.0	0.1	0.2	0.1	0.4	0.0	0.0	0.1	
XIII	DISEASES OF THE MUSCULOSKELETAL SYSTEM AND CONNECTIVE TISSUE (M00-M99)	M	0.0	0.0	0.0	0.0	0.2	0.0	0.2	0.1	0.2	0.2	0.1	0.1	
		F	0.0	0.0	0.0	0.0	0.0	0.0	0.0	0.2	0.2	0.1	0.0	0.1	
		T	0.0	0.0	0.0	0.0	0.2	0.0	0.2	0.1	0.2	0.1	0.1	0.1	
XIV	DISEASES OF THE GENITOURINARY SYSTEM (N00-N99)	M	0.0	0.0	0.0	2.5	1.7	2.6	2.5	3.7	3.2	3.5	1.2	2.8	
		F	0.0	15.4	0.0	1.1	1.9	3.4	4.7	2.9	2.8	2.4	1.2	2.5	
		T	0.0	5.6	0.0	2.1	1.7	2.8	3.0	3.4	3.0	2.9	1.2	2.7	
XV	PREGNANCY, CHILDBIRTH AND THE PUERPERIUM (O00-O99)	F	0.0	0.0	0.0	2.2	4.6	0.6	0.0	0.0	0.0	0.0	0.0	0.2	
		T	0.0	0.0	0.0	0.6	0.9	0.1	0.0	0.0	0.0	0.0	0.0	0.1	
XVI	CERTAIN CONDITIONS ORIGINATING IN THE PERINATAL PERIOD (P00-P96)	M	82.4	0.0	0.0	0.0	0.0	0.0	0.0	0.0	0.0	0.0	0.0	1.5	
		F	85.7	0.0	0.0	0.0	0.0	0.0	0.0	0.0	0.0	0.0	0.0	1.2	
		T	83.5	0.0	0.0	0.0	0.0	0.0	0.0	0.0	0.0	0.0	0.0	1.4	
XVII	CONGENITAL MALFORMATIONS, DEFORMATIONS AND CHROMOSOMAL ABNORMALITIES (Q00-Q99)	M	17.6	0.0	0.0	0.0	0.0	0.0	0.0	0.0	0.0	0.0	0.0	0.3	
		F	14.3	0.0	0.0	0.0	0.0	0.0	0.0	0.0	0.0	0.0	0.0	0.2	
		T	16.5	0.0	0.0	0.0	0.0	0.0	0.0	0.0	0.0	0.0	0.0	0.3	
XVIII	SYMPTOMS, SIGNS AND ABNORMAL CLINICAL AND LABORATORY FINDINGS N.E.C. (R00-R99)	M	0.0	4.3	6.7	21.9	14.8	10.0	7.1	6.3	6.9	8.5	51.6	13.4	
		F	0.0	30.8	8.7	20.0	13.0	8.5	6.0	4.1	3.5	11.4	48.0	14.5	
		T	0.0	13.9	7.4	21.4	14.4	9.7	6.9	5.6	5.4	10.1	50.0	13.9	
XIX	INJURY, POISONING AND CERTAIN OTHER CONSEQUENCES OF EXTERNAL CAUSES (S00-T98)	M	0.0	39.1	20.0	46.4	34.5	18.6	11.0	5.9	3.7	2.5	3.1	9.7	
		F	0.0	0.0	21.7	43.3	31.5	12.5	4.3	2.0	2.6	1.2	1.4	3.7	
		T	0.0	25.0	20.6	45.6	33.9	17.3	9.4	4.7	3.2	1.8	2.3	7.3	
ALL CAUSES		M	100.0	100.0	100.0	100.0	100.0	100.0	100.0	100.0	100.0	100.0	100.0	100.0	
		F	100.0	100.0	100.0	100.0	100.0	100.0	100.0	100.0	100.0	100.0	100.0	100.0	
		T	100.0	100.0	100.0	100.0	100.0	100.0	100.0	100.0	100.0	100.0	100.0	100.0	

TABLE 8.12 : PERCENTAGE DISTRIBUTION OF MEDICALLY CERTIFIED DEATHS BY AGE, SEX AND MAJOR CAUSE GROUPS (BASED UPON TENTH REVISION OF ICD) DURING 2011

GUJARAT

Major Group No.	CAUSE OF DEATH	Sex	AGE GROUPS											N.S.	TOTAL
			<1	1-4	5-14	15-24	25-34	35-44	45-54	55-64	65-69	70+			
1	2	3	4	5	6	7	8	9	10	11	12	13	14	15	
I	CERTAIN INFECTIOUS AND PARASITIC DISEASES (A00-B99)	M	13.2	26.8	26.0	18.8	21.3	20.0	16.8	12.7	11.1	8.9	0.0	15.1	
		F	15.5	33.6	28.1	19.3	20.7	20.2	17.1	12.6	9.9	7.9	0.0	14.7	
		T	14.1	29.8	27.0	19.0	21.0	20.1	16.9	12.7	10.6	8.5	0.0	14.9	
II	NEOPLASMS (C00-D48)	M	0.1	8.2	12.0	6.0	4.9	6.2	8.8	7.8	5.8	3.7	0.0	5.9	
		F	0.2	2.8	9.8	3.5	3.7	9.9	12.8	9.0	4.2	1.9	0.0	5.5	
		T	0.1	5.9	11.0	4.9	4.4	7.5	10.1	8.2	5.2	2.9	0.0	5.7	
III	DISEASES OF BLOOD & BLOOD FORMING ORGANS & CERTAIN DISORDERS INVOLVING THE IMMUNE MECHANISM (D50-D89)	M	0.7	5.2	4.9	2.3	1.3	0.9	0.8	0.9	0.9	0.8	0.0	1.1	
		F	1.2	6.0	5.8	4.3	2.4	2.1	1.4	1.1	2.0	1.0	0.0	1.9	
		T	0.9	5.5	5.3	3.2	1.7	1.3	1.0	1.0	1.4	0.9	0.0	1.4	
IV	ENDOCRINE, NUTRITIONAL AND METABOLIC DISEASES (E00-E89)	M	0.2	3.0	2.4	0.6	0.7	0.9	1.5	1.9	2.5	1.8	0.0	1.4	
		F	0.5	3.2	1.4	0.6	0.7	1.6	2.3	3.1	3.5	2.1	0.0	2.0	
		T	0.3	3.1	2.0	0.6	0.7	1.2	1.7	2.3	2.9	1.9	0.0	1.6	
V	MENTAL AND BEHAVIOURAL DISORDERS (F01-F99)	M	0.0	0.0	0.0	0.2	0.1	0.1	0.1	0.1	0.1	0.0	0.0	0.1	
		F	0.0	0.0	0.1	0.0	0.1	0.0	0.1	0.0	0.0	0.0	0.0	0.0	
		T	0.0	0.0	0.1	0.1	0.1	0.1	0.1	0.1	0.1	0.0	0.0	0.1	
VI	DISEASES OF THE NERVOUS SYSTEM (G00-G98)	M	3.0	7.9	7.0	3.0	2.0	2.2	2.3	1.5	1.7	1.1	0.0	2.1	
		F	3.7	7.5	5.7	1.9	1.8	2.2	1.5	1.7	1.5	1.0	0.0	2.0	
		T	3.3	7.7	6.4	2.5	2.0	2.2	2.0	1.5	1.6	1.1	0.0	2.1	
VII	DISEASES OF THE EYE AND ADNEXA (H00-H59)	M	0.0	0.0	0.1	0.0	0.0	0.0	0.0	0.0	0.0	0.0	0.0	0.0	
		F	0.0	0.0	0.0	0.0	0.0	0.0	0.0	0.0	0.0	0.0	0.0	0.0	
		T	0.0	0.0	0.1	0.0	0.0	0.0	0.0	0.0	0.0	0.0	0.0	0.0	
VIII	DISEASES OF THE EAR AND MASTOID PROCESS (H60-H95)	M	0.0	0.0	0.0	0.0	0.0	0.0	0.0	0.0	0.0	0.0	0.0	0.0	
		F	0.0	0.0	0.0	0.0	0.0	0.0	0.0	0.0	0.0	0.0	0.0	0.0	
		T	0.0	0.0	0.0	0.0	0.0	0.0	0.0	0.0	0.0	0.0	0.0	0.0	
IX	DISEASES OF THE CIRCULATORY SYSTEM (I00-I99)	M	2.3	5.5	6.9	8.7	12.1	18.7	28.0	33.2	32.9	29.6	0.0	22.9	
		F	2.6	4.9	8.9	7.6	11.9	19.9	29.9	34.2	34.0	26.7	0.0	22.3	
		T	2.4	5.2	7.8	8.2	12.0	19.2	28.6	33.5	33.3	28.3	0.0	22.7	
X	DISEASES OF THE RESPIRATORY SYSTEM (J00-J98)	M	4.2	12.8	8.8	5.6	5.5	7.7	8.3	10.1	11.1	10.6	0.0	8.6	
		F	4.1	14.6	8.1	5.6	5.9	7.7	8.8	9.5	10.0	7.8	0.0	7.8	
		T	4.2	13.6	8.5	5.6	5.7	7.7	8.5	9.9	10.7	9.3	0.0	8.3	
XI	DISEASES OF THE DIGESTIVE SYSTEM (K00-K92)	M	0.5	1.6	2.4	3.0	6.6	8.6	6.9	4.9	3.4	1.9	0.0	4.5	
		F	0.4	1.9	3.6	2.3	3.4	4.0	3.7	3.2	3.3	1.6	0.0	2.6	
		T	0.5	1.7	3.0	2.7	5.4	7.0	5.9	4.4	3.4	1.8	0.0	3.8	
XII	DISEASES OF THE SKIN AND SUBCUTANEOUS TISSUE (L00-L98)	M	0.0	0.1	0.4	0.1	0.1	0.2	0.3	0.3	0.3	0.4	0.0	0.2	
		F	0.1	0.4	0.2	0.0	0.0	0.3	0.5	0.4	0.4	0.4	0.0	0.3	
		T	0.0	0.2	0.3	0.1	0.1	0.2	0.4	0.3	0.4	0.4	0.0	0.3	
XIII	DISEASES OF THE MUSCULOSKELETAL SYSTEM AND CONNECTIVE TISSUE (M00-M99)	M	0.0	0.0	0.0	0.3	0.1	0.0	0.0	0.1	0.1	0.0	0.0	0.1	
		F	0.0	0.0	0.0	0.0	0.1	0.1	0.1	0.1	0.2	0.0	0.0	0.1	
		T	0.0	0.0	0.0	0.1	0.1	0.0	0.1	0.1	0.1	0.0	0.0	0.1	
XIV	DISEASES OF THE GENITOURINARY SYSTEM (N00-N99)	M	0.3	1.0	2.4	2.3	1.8	3.6	3.5	3.9	4.3	3.4	0.0	3.1	
		F	0.2	0.6	2.8	2.1	2.0	3.5	3.8	4.4	4.2	2.6	0.0	2.9	
		T	0.2	0.8	2.6	2.2	1.9	3.6	3.6	4.1	4.3	3.0	0.0	3.0	
XV	PREGNANCY, CHILDBIRTH AND THE PUERPERIUM (O00-O99)	F	0.0	0.0	0.0	3.8	4.6	0.8	0.2	0.0	0.0	0.0	0.0	0.8	
		T	0.0	0.0	0.0	1.7	1.8	0.3	0.1	0.0	0.0	0.0	0.0	0.3	
XVI	CERTAIN CONDITIONS ORIGINATING IN THE PERINATAL PERIOD (P00-P96)	M	64.0	0.0	0.0	0.0	0.0	0.0	0.0	0.0	0.0	0.0	0.0	5.4	
		F	60.9	0.0	0.0	0.0	0.0	0.0	0.0	0.0	0.0	0.0	0.0	5.5	
		T	62.7	0.0	0.0	0.0	0.0	0.0	0.0	0.0	0.0	0.0	0.0	5.4	
XVII	CONGENITAL MALFORMATIONS, DEFORMATIONS AND CHROMOSOMAL ABNORMALITIES (Q00-Q99)	M	9.5	10.2	0.0	0.0	0.0	0.0	0.0	0.0	0.0	0.0	0.0	1.0	
		F	8.0	5.6	0.0	0.0	0.0	0.0	0.0	0.0	0.0	0.0	0.0	0.8	
		T	8.9	8.2	0.0	0.0	0.0	0.0	0.0	0.0	0.0	0.0	0.0	0.9	
XVIII	SYMPTOMS, SIGNS AND ABNORMAL CLINICAL AND LABORATORY FINDINGS N.E.C. (R00-R99)	M	1.6	10.5	15.6	28.2	24.5	19.0	15.4	18.4	22.9	35.8	0.0	21.3	
		F	2.2	11.4	12.0	23.1	19.2	13.5	10.8	17.0	24.7	45.0	0.0	23.1	
		T	1.9	10.9	13.9	26.0	22.4	17.1	13.9	17.9	23.6	40.1	0.0	22.0	
XIX	INJURY, POISONING AND CERTAIN OTHER CONSEQUENCES OF EXTERNAL CAUSES (S00-T98)	M	0.5	7.2	11.0	20.9	18.9	11.9	7.1	4.3	2.7	2.0	0.0	7.3	
		F	0.4	7.7	13.4	25.9	23.5	14.2	7.1	3.8	2.1	1.8	0.0	7.9	
		T	0.4	7.4	12.1	23.1	20.7	12.7	7.1	4.1	2.5	1.9	0.0	7.5	
ALL CAUSES		M	100.0	100.0	100.0	100.0	100.0	100.0	100.0	100.0	100.0	100.0	0.0	100.0	
		F	100.0	100.0	100.0	100.0	100.0	100.0	100.0	100.0	100.0	100.0	0.0	100.0	
		T	100.0	100.0	100.0	100.0	100.0	100.0	100.0	100.0	100.0	100.0	0.0	100.0	

TABLE 8.13 : PERCENTAGE DISTRIBUTION OF MEDICALLY CERTIFIED DEATHS BY AGE, SEX AND MAJOR CAUSE GROUPS (BASED UPON TENTH REVISION OF ICD) DURING 2011

HIMACHAL PRADESH

Major Group No.	CAUSE OF DEATH	Sex	AGE GROUPS											N.S.	TOTAL
			<1	1-4	5-14	15-24	25-34	35-44	45-54	55-64	65-69	70+			
1	2	3	4	5	6	7	8	9	10	11	12	13	14	15	
I	CERTAIN INFECTIOUS AND PARASITIC DISEASES (A00-B99)	M	17.0	27.8	23.4	11.2	18.3	15.6	15.1	11.6	11.9	8.9	16.2	13.6	
		F	16.5	36.0	21.2	13.8	21.1	15.7	13.5	12.1	8.5	7.4	12.8	13.3	
		T	16.8	31.1	22.1	12.5	19.5	15.6	14.6	11.7	10.6	8.4	15.1	13.5	
II	NEOPLASMS (C00-D48)	M	0.0	0.0	0.0	0.8	0.7	1.5	5.4	5.1	4.6	3.5	2.2	2.9	
		F	0.0	0.0	0.0	0.8	0.0	5.2	6.8	3.8	7.0	2.7	3.0	2.7	
		T	0.0	0.0	0.0	0.8	0.4	2.6	5.8	4.6	5.5	3.2	2.4	2.9	
III	DISEASES OF BLOOD & BLOOD FORMING ORGANS & CERTAIN DISORDERS INVOLVING THE IMMUNE MECHANISM (D50-D89)	M	2.2	22.2	14.9	10.4	6.3	7.1	5.9	5.3	4.6	7.7	4.7	6.1	
		F	2.4	8.0	6.1	10.0	10.1	13.0	2.7	12.1	8.5	6.2	6.0	7.1	
		T	2.3	16.4	9.7	10.2	8.0	8.9	5.0	7.5	6.0	7.2	5.1	6.5	
IV	ENDOCRINE, NUTRITIONAL AND METABOLIC DISEASES (E00-E89)	M	0.0	0.0	0.0	0.0	1.4	1.5	4.9	9.6	8.7	7.0	4.7	4.9	
		F	0.0	0.0	0.0	0.0	0.0	0.9	11.5	9.6	10.1	9.9	9.8	5.8	
		T	0.0	0.0	0.0	0.0	0.8	1.3	6.7	9.6	9.2	8.1	6.3	5.2	
V	MENTAL AND BEHAVIOURAL DISORDERS (F01-F99)	M	0.0	0.0	0.0	0.0	0.0	0.0	0.0	0.0	0.0	0.0	0.0	0.0	
		F	0.0	0.0	0.0	0.0	0.0	0.0	0.0	0.0	0.0	0.0	0.0	0.0	
		T	0.0	0.0	0.0	0.0	0.0	0.0	0.0	0.0	0.0	0.0	0.0	0.0	
VI	DISEASES OF THE NERVOUS SYSTEM (G00-G98)	M	5.2	11.1	6.4	7.2	9.9	8.2	7.5	7.1	4.1	7.2	3.6	6.6	
		F	6.5	16.0	7.6	6.9	6.4	6.1	9.5	5.4	3.1	5.9	4.5	6.3	
		T	5.8	13.1	7.1	7.1	8.4	7.6	8.1	6.6	3.7	6.7	3.9	6.5	
VII	DISEASES OF THE EYE AND ADNEXA (H00-H59)	M	0.0	0.0	0.0	0.0	0.0	0.0	0.0	0.0	0.0	0.0	0.0	0.0	
		F	0.0	0.0	0.0	0.0	0.0	0.0	0.0	0.0	0.0	0.0	0.0	0.0	
		T	0.0	0.0	0.0	0.0	0.0	0.0	0.0	0.0	0.0	0.0	0.0	0.0	
VIII	DISEASES OF THE EAR AND MASTOID PROCESS (H60-H95)	M	0.0	0.0	0.0	0.0	0.0	0.0	0.0	0.0	0.0	0.0	0.0	0.0	
		F	0.0	0.0	0.0	0.0	0.0	0.0	0.0	0.0	0.0	0.0	0.0	0.0	
		T	0.0	0.0	0.0	0.0	0.0	0.0	0.0	0.0	0.0	0.0	0.0	0.0	
IX	DISEASES OF THE CIRCULATORY SYSTEM (I00-I99)	M	0.0	0.0	2.1	6.4	7.0	11.2	13.5	19.1	18.7	18.3	18.3	13.2	
		F	0.0	0.0	0.0	4.6	9.2	11.3	17.6	25.0	20.2	25.0	8.3	13.8	
		T	0.0	0.0	0.9	5.5	8.0	11.2	14.6	21.0	19.3	20.7	15.1	13.4	
X	DISEASES OF THE RESPIRATORY SYSTEM (J00-J98)	M	11.5	30.6	23.4	18.4	14.1	22.7	17.5	23.6	28.8	30.9	20.5	22.3	
		F	10.9	28.0	15.2	16.9	23.9	20.0	20.3	16.3	27.1	22.5	29.3	19.5	
		T	11.3	29.5	18.6	17.6	18.3	21.9	18.3	21.2	28.2	27.9	23.4	21.3	
XI	DISEASES OF THE DIGESTIVE SYSTEM (K00-K92)	M	0.0	0.0	0.0	2.4	5.6	9.3	10.0	6.7	5.9	6.9	7.2	6.0	
		F	0.0	0.0	0.0	1.5	3.7	7.8	5.4	3.8	6.2	6.7	9.8	4.4	
		T	0.0	0.0	0.0	2.0	4.8	8.9	8.7	5.7	6.0	6.8	8.0	5.4	
XII	DISEASES OF THE SKIN AND SUBCUTANEOUS TISSUE (L00-L98)	M	0.0	0.0	0.0	0.0	0.0	0.0	0.0	0.0	0.0	0.0	0.0	0.0	
		F	0.0	0.0	0.0	0.0	0.0	0.0	0.0	0.0	0.0	0.0	0.0	0.0	
		T	0.0	0.0	0.0	0.0	0.0	0.0	0.0	0.0	0.0	0.0	0.0	0.0	
XIII	DISEASES OF THE MUSCULOSKELETAL SYSTEM AND CONNECTIVE TISSUE (M00-M99)	M	0.0	0.0	0.0	0.0	0.0	0.0	0.0	0.0	0.0	0.0	0.0	0.0	
		F	0.0	0.0	0.0	0.0	0.0	0.0	0.0	0.0	0.0	0.0	0.0	0.0	
		T	0.0	0.0	0.0	0.0	0.0	0.0	0.0	0.0	0.0	0.0	0.0	0.0	
XIV	DISEASES OF THE GENITOURINARY SYSTEM (N00-N99)	M	0.0	0.0	0.0	0.8	2.8	1.9	3.0	1.4	4.1	2.4	4.0	2.1	
		F	0.0	0.0	0.0	3.1	2.8	4.3	2.7	5.4	5.4	3.0	2.3	2.8	
		T	0.0	0.0	0.0	2.0	2.8	2.6	2.9	2.7	4.6	2.6	3.4	2.3	
XV	PREGNANCY, CHILDBIRTH AND THE PUERPERIUM (O00-O99)	F	0.0	0.0	0.0	3.8	5.5	0.9	0.0	0.0	0.0	0.0	0.0	0.7	
		T	0.0	0.0	0.0	2.0	2.4	0.3	0.0	0.0	0.0	0.0	0.0	0.2	
XVI	CERTAIN CONDITIONS ORIGINATING IN THE PERINATAL PERIOD (P00-P96)	M	63.6	0.0	0.0	0.0	0.0	0.0	0.0	0.0	0.0	0.0	0.0	9.2	
		F	63.4	0.0	0.0	0.0	0.0	0.0	0.0	0.0	0.0	0.0	0.0	11.7	
		T	63.5	0.0	0.0	0.0	0.0	0.0	0.0	0.0	0.0	0.0	0.0	10.1	
XVII	CONGENITAL MALFORMATIONS, DEFORMATIONS AND CHROMOSOMAL ABNORMALITIES (Q00-Q99)	M	0.0	0.0	0.0	0.0	0.0	0.0	0.0	0.0	0.0	0.0	0.0	0.0	
		F	0.0	0.0	0.0	0.0	0.0	0.0	0.0	0.0	0.0	0.0	0.0	0.0	
		T	0.0	0.0	0.0	0.0	0.0	0.0	0.0	0.0	0.0	0.0	0.0	0.0	
XVIII	SYMPTOMS, SIGNS AND ABNORMAL CLINICAL AND LABORATORY FINDINGS N.E.C. (R00-R99)	M	0.0	0.0	4.3	10.4	6.3	5.6	8.9	6.7	5.0	5.3	6.5	5.4	
		F	0.0	0.0	4.5	6.9	4.6	9.6	4.7	3.8	3.1	9.4	6.8	5.2	
		T	0.0	0.0	4.4	8.6	5.6	6.8	7.7	5.7	4.3	6.7	6.6	5.3	
XIX	INJURY, POISONING AND CERTAIN OTHER CONSEQUENCES OF EXTERNAL CAUSES (S00-T98)	M	0.4	8.3	25.5	32.0	27.5	15.6	8.4	3.9	3.7	1.8	12.2	7.7	
		F	0.3	12.0	45.5	31.5	12.8	5.2	5.4	2.9	0.8	1.2	7.5	6.9	
		T	0.4	9.8	37.2	31.8	21.1	12.5	7.5	3.6	2.6	1.6	10.7	7.4	
ALL CAUSES		M	100.0	100.0	100.0	100.0	100.0	100.0	100.0	100.0	100.0	100.0	100.0	100.0	
		F	100.0	100.0	100.0	100.0	100.0	100.0	100.0	100.0	100.0	100.0	100.0	100.0	
		T	100.0	100.0	100.0	100.0	100.0	100.0	100.0	100.0	100.0	100.0	100.0	100.0	

TABLE 8.14 : PERCENTAGE DISTRIBUTION OF MEDICALLY CERTIFIED DEATHS BY AGE, SEX AND MAJOR CAUSE GROUPS (BASED UPON TENTH REVISION OF ICD) DURING 2011

JAMMU & KASHMIR

Major Group No.	CAUSE OF DEATH	Sex	AGE GROUPS												N.S.	TOTAL
			<1	1-4	5-14	15-24	25-34	35-44	45-54	55-64	65-69	70+				
1	2	3	4	5	6	7	8	9	10	11	12	13	14	15		
I	CERTAIN INFECTIOUS AND PARASITIC DISEASES (A00-B99)	M	50.0	11.1	60.0	100.0	25.0	37.5	14.3	14.3	10.0	25.0	20.3	23.4		
		F	33.3	50.0	50.0	0.0	0.0	0.0	25.0	21.4	50.0	10.0	17.6	24.2		
		T	44.4	18.2	53.8	100.0	17.6	27.3	20.0	17.9	31.8	16.7	19.4	23.8		
II	NEOPLASMS (C00-D48)	M	0.0	0.0	0.0	0.0	41.7	37.5	42.9	28.6	70.0	12.5	31.3	29.7		
		F	0.0	0.0	0.0	0.0	60.0	66.7	50.0	35.7	8.3	10.0	35.3	28.3		
		T	0.0	0.0	0.0	0.0	47.1	45.5	46.7	32.1	36.4	11.1	32.7	29.1		
III	DISEASES OF BLOOD & BLOOD FORMING ORGANS & CERTAIN DISORDERS INVOLVING THE IMMUNE MECHANISM (D50-D89)	M	0.0	0.0	0.0	0.0	0.0	0.0	0.0	0.0	0.0	0.0	0.0	0.0		
		F	0.0	0.0	0.0	0.0	0.0	0.0	0.0	0.0	0.0	0.0	0.0	0.0		
		T	0.0	0.0	0.0	0.0	0.0	0.0	0.0	0.0	0.0	0.0	0.0	0.0		
IV	ENDOCRINE, NUTRITIONAL AND METABOLIC DISEASES (E00-E89)	M	0.0	0.0	0.0	0.0	0.0	0.0	0.0	0.0	0.0	12.5	4.7	2.8		
		F	0.0	0.0	0.0	0.0	0.0	0.0	0.0	0.0	16.7	0.0	0.0	2.0		
		T	0.0	0.0	0.0	0.0	0.0	0.0	0.0	0.0	9.1	5.6	3.1	2.5		
V	MENTAL AND BEHAVIOURAL DISORDERS (F01-F99)	M	0.0	0.0	0.0	0.0	0.0	0.0	0.0	0.0	0.0	0.0	0.0	0.0		
		F	0.0	0.0	0.0	0.0	0.0	0.0	0.0	0.0	0.0	0.0	0.0	0.0		
		T	0.0	0.0	0.0	0.0	0.0	0.0	0.0	0.0	0.0	0.0	0.0	0.0		
VI	DISEASES OF THE NERVOUS SYSTEM (G00-G98)	M	0.0	0.0	0.0	0.0	0.0	0.0	0.0	0.0	0.0	0.0	0.0	0.0		
		F	0.0	0.0	0.0	0.0	0.0	0.0	0.0	0.0	0.0	0.0	0.0	0.0		
		T	0.0	0.0	0.0	0.0	0.0	0.0	0.0	0.0	0.0	0.0	0.0	0.0		
VII	DISEASES OF THE EYE AND ADNEXA (H00-H59)	M	0.0	0.0	0.0	0.0	0.0	0.0	0.0	0.0	0.0	0.0	0.0	0.0		
		F	0.0	0.0	0.0	0.0	0.0	0.0	0.0	0.0	0.0	0.0	0.0	0.0		
		T	0.0	0.0	0.0	0.0	0.0	0.0	0.0	0.0	0.0	0.0	0.0	0.0		
VIII	DISEASES OF THE EAR AND MASTOID PROCESS (H60-H95)	M	0.0	0.0	0.0	0.0	0.0	0.0	0.0	0.0	0.0	0.0	0.0	0.0		
		F	0.0	0.0	0.0	0.0	0.0	0.0	0.0	0.0	0.0	0.0	0.0	0.0		
		T	0.0	0.0	0.0	0.0	0.0	0.0	0.0	0.0	0.0	0.0	0.0	0.0		
IX	DISEASES OF THE CIRCULATORY SYSTEM (I00-I99)	M	0.0	0.0	0.0	0.0	33.3	25.0	14.3	7.1	10.0	25.0	6.3	10.3		
		F	0.0	0.0	0.0	0.0	40.0	0.0	0.0	14.3	25.0	30.0	8.8	13.1		
		T	0.0	0.0	0.0	0.0	35.3	18.2	6.7	10.7	18.2	27.8	7.1	11.5		
X	DISEASES OF THE RESPIRATORY SYSTEM (J00-J98)	M	0.0	44.4	40.0	0.0	0.0	0.0	0.0	28.6	10.0	25.0	12.5	14.5		
		F	33.3	0.0	0.0	0.0	0.0	33.3	0.0	21.4	0.0	10.0	0.0	6.1		
		T	11.1	36.4	15.4	0.0	0.0	9.1	0.0	25.0	4.5	16.7	8.2	11.1		
XI	DISEASES OF THE DIGESTIVE SYSTEM (K00-K92)	M	50.0	44.4	0.0	0.0	0.0	0.0	28.6	21.4	0.0	0.0	25.0	19.3		
		F	0.0	0.0	50.0	0.0	0.0	0.0	0.0	0.0	0.0	20.0	26.5	15.2		
		T	33.3	36.4	30.8	0.0	0.0	0.0	13.3	10.7	0.0	11.1	25.5	17.6		
XII	DISEASES OF THE SKIN AND SUBCUTANEOUS TISSUE (L00-L98)	M	0.0	0.0	0.0	0.0	0.0	0.0	0.0	0.0	0.0	0.0	0.0	0.0		
		F	0.0	0.0	0.0	0.0	0.0	0.0	0.0	0.0	0.0	0.0	0.0	0.0		
		T	0.0	0.0	0.0	0.0	0.0	0.0	0.0	0.0	0.0	0.0	0.0	0.0		
XIII	DISEASES OF THE MUSCULOSKELETAL SYSTEM AND CONNECTIVE TISSUE (M00-M99)	M	0.0	0.0	0.0	0.0	0.0	0.0	0.0	0.0	0.0	0.0	0.0	0.0		
		F	0.0	0.0	0.0	0.0	0.0	0.0	0.0	0.0	0.0	0.0	0.0	0.0		
		T	0.0	0.0	0.0	0.0	0.0	0.0	0.0	0.0	0.0	0.0	0.0	0.0		
XIV	DISEASES OF THE GENITOURINARY SYSTEM (N00-N99)	M	0.0	0.0	0.0	0.0	0.0	0.0	0.0	0.0	0.0	0.0	0.0	0.0		
		F	0.0	0.0	0.0	0.0	0.0	0.0	0.0	0.0	0.0	0.0	0.0	0.0		
		T	0.0	0.0	0.0	0.0	0.0	0.0	0.0	0.0	0.0	0.0	0.0	0.0		
XV	PREGNANCY, CHILDBIRTH AND THE PUERPERIUM (O00-O99)	F	0.0	0.0	0.0	0.0	0.0	0.0	25.0	7.1	0.0	20.0	8.8	8.1		
		T	0.0	0.0	0.0	0.0	0.0	0.0	13.3	3.6	0.0	11.1	3.1	3.3		
XVI	CERTAIN CONDITIONS ORIGINATING IN THE PERINATAL PERIOD (P00-P96)	M	0.0	0.0	0.0	0.0	0.0	0.0	0.0	0.0	0.0	0.0	0.0	0.0		
		F	0.0	0.0	0.0	0.0	0.0	0.0	0.0	0.0	0.0	0.0	0.0	0.0		
		T	0.0	0.0	0.0	0.0	0.0	0.0	0.0	0.0	0.0	0.0	0.0	0.0		
XVII	CONGENITAL MALFORMATIONS, DEFORMATIONS AND CHROMOSOMAL ABNORMALITIES (Q00-Q99)	M	0.0	0.0	0.0	0.0	0.0	0.0	0.0	0.0	0.0	0.0	0.0	0.0		
		F	0.0	0.0	0.0	0.0	0.0	0.0	0.0	0.0	0.0	0.0	0.0	0.0		
		T	0.0	0.0	0.0	0.0	0.0	0.0	0.0	0.0	0.0	0.0	0.0	0.0		
XVIII	SYMPTOMS, SIGNS AND ABNORMAL CLINICAL AND LABORATORY FINDINGS N.E.C. (R00-R99)	M	0.0	0.0	0.0	0.0	0.0	0.0	0.0	0.0	0.0	0.0	0.0	0.0		
		F	0.0	0.0	0.0	0.0	0.0	0.0	0.0	0.0	0.0	0.0	0.0	0.0		
		T	0.0	0.0	0.0	0.0	0.0	0.0	0.0	0.0	0.0	0.0	0.0	0.0		
XIX	INJURY, POISONING AND CERTAIN OTHER CONSEQUENCES OF EXTERNAL CAUSES (S00-T98)	M	0.0	0.0	0.0	0.0	0.0	0.0	0.0	0.0	0.0	0.0	0.0	0.0		
		F	33.3	50.0	0.0	0.0	0.0	0.0	0.0	0.0	0.0	0.0	2.9	3.0		
		T	11.1	9.1	0.0	0.0	0.0	0.0	0.0	0.0	0.0	0.0	1.0	1.2		
ALL CAUSES		M	100.0	100.0	100.0	100.0	100.0	100.0	100.0	100.0	100.0	100.0	100.0	100.0		
		F	100.0	100.0	100.0	0.0	100.0	100.0	100.0	100.0	100.0	100.0	100.0	100.0		
		T	100.0	100.0	100.0	100.0	100.0	100.0	100.0	100.0	100.0	100.0	100.0	100.0		

TABLE 8.15 : PERCENTAGE DISTRIBUTION OF MEDICALLY CERTIFIED DEATHS BY AGE, SEX AND MAJOR CAUSE GROUPS (BASED UPON TENTH REVISION OF ICD) DURING 2011

JHARKHAND

Major Group No.	CAUSE OF DEATH	Sex	AGE GROUPS											
			<1	1-4	5-14	15-24	25-34	35-44	45-54	55-64	65-69	70+	N.S.	TOTAL
1	2	3	4	5	6	7	8	9	10	11	12	13	14	15
I	CERTAIN INFECTIOUS AND PARASITIC DISEASES (A00-B99)	M	0.0	20.0	33.3	50.0	11.1	41.2	11.4	4.3	2.7	20.0	0.0	11.1
		F	0.0	20.0	50.0	27.3	0.0	30.8	16.7	4.8	25.0	11.1	0.0	15.9
		T	0.0	20.0	40.0	40.0	8.7	36.7	13.8	4.4	8.2	14.3	0.0	12.6
II	NEOPLASMS (C00-D48)	M	0.0	0.0	0.0	0.0	0.0	0.0	0.0	0.0	0.0	0.0	0.0	0.0
		F	0.0	0.0	0.0	0.0	0.0	0.0	6.7	2.4	0.0	11.1	0.0	3.0
		T	0.0	0.0	0.0	0.0	0.0	0.0	3.1	0.5	0.0	7.1	0.0	1.0
III	DISEASES OF BLOOD & BLOOD FORMING ORGANS & CERTAIN DISORDERS INVOLVING THE IMMUNE MECHANISM (D50-D89)	M	0.0	20.0	0.0	7.1	0.0	5.9	0.0	1.4	2.7	20.0	0.0	2.5
		F	0.0	0.0	0.0	9.1	20.0	7.7	0.0	0.0	25.0	33.3	0.0	6.8
		T	0.0	10.0	0.0	8.0	4.3	6.7	0.0	1.1	8.2	28.6	0.0	3.9
IV	ENDOCRINE, NUTRITIONAL AND METABOLIC DISEASES (E00-E89)	M	0.0	0.0	0.0	0.0	5.6	0.0	0.0	0.0	0.0	0.0	0.0	0.4
		F	0.0	0.0	0.0	0.0	0.0	0.0	0.0	0.0	0.0	0.0	0.0	0.0
		T	0.0	0.0	0.0	0.0	4.3	0.0	0.0	0.0	0.0	0.0	0.0	0.2
V	MENTAL AND BEHAVIOURAL DISORDERS (F01-F99)	M	0.0	0.0	0.0	0.0	0.0	0.0	0.0	0.0	0.0	0.0	0.0	0.0
		F	0.0	0.0	0.0	0.0	0.0	0.0	0.0	0.0	0.0	0.0	0.0	0.0
		T	0.0	0.0	0.0	0.0	0.0	0.0	0.0	0.0	0.0	0.0	0.0	0.0
VI	DISEASES OF THE NERVOUS SYSTEM (G00-G98)	M	0.0	0.0	0.0	0.0	0.0	0.0	0.0	0.7	0.0	20.0	0.0	0.7
		F	0.0	0.0	0.0	9.1	0.0	0.0	0.0	0.0	0.0	0.0	0.0	0.8
		T	0.0	0.0	0.0	4.0	0.0	0.0	0.0	0.5	0.0	7.1	0.0	0.7
VII	DISEASES OF THE EYE AND ADNEXA (H00-H59)	M	0.0	0.0	0.0	0.0	0.0	0.0	0.0	0.0	0.0	0.0	0.0	0.0
		F	0.0	0.0	0.0	0.0	0.0	0.0	0.0	0.0	0.0	0.0	0.0	0.0
		T	0.0	0.0	0.0	0.0	0.0	0.0	0.0	0.0	0.0	0.0	0.0	0.0
VIII	DISEASES OF THE EAR AND MASTOID PROCESS (H60-H95)	M	0.0	0.0	0.0	0.0	0.0	0.0	0.0	0.0	0.0	0.0	0.0	0.0
		F	0.0	0.0	0.0	0.0	0.0	0.0	0.0	0.0	0.0	0.0	0.0	0.0
		T	0.0	0.0	0.0	0.0	0.0	0.0	0.0	0.0	0.0	0.0	0.0	0.0
IX	DISEASES OF THE CIRCULATORY SYSTEM (I00-I99)	M	0.0	0.0	33.3	21.4	11.1	11.8	65.7	92.2	78.4	0.0	0.0	68.2
		F	0.0	0.0	25.0	9.1	20.0	15.4	50.0	81.0	16.7	0.0	0.0	42.4
		T	0.0	0.0	30.0	16.0	13.0	13.3	58.5	89.6	63.3	0.0	0.0	60.0
X	DISEASES OF THE RESPIRATORY SYSTEM (J00-J98)	M	50.0	20.0	16.7	7.1	5.6	11.8	5.7	0.7	5.4	20.0	0.0	4.6
		F	0.0	40.0	0.0	0.0	0.0	0.0	6.7	7.1	8.3	0.0	0.0	6.1
		T	33.3	30.0	10.0	4.0	4.3	6.7	6.2	2.2	6.1	7.1	0.0	5.1
XI	DISEASES OF THE DIGESTIVE SYSTEM (K00-K92)	M	0.0	0.0	0.0	0.0	61.1	11.8	0.0	0.7	2.7	0.0	0.0	5.4
		F	0.0	0.0	0.0	9.1	0.0	7.7	3.3	0.0	8.3	0.0	0.0	3.0
		T	0.0	0.0	0.0	4.0	47.8	10.0	1.5	0.5	4.1	0.0	0.0	4.6
XII	DISEASES OF THE SKIN AND SUBCUTANEOUS TISSUE (L00-L98)	M	0.0	0.0	0.0	0.0	0.0	0.0	0.0	0.0	0.0	0.0	0.0	0.0
		F	0.0	0.0	0.0	0.0	0.0	0.0	0.0	0.0	0.0	0.0	0.0	0.0
		T	0.0	0.0	0.0	0.0	0.0	0.0	0.0	0.0	0.0	0.0	0.0	0.0
XIII	DISEASES OF THE MUSCULOSKELETAL SYSTEM AND CONNECTIVE TISSUE (M00-M99)	M	0.0	0.0	0.0	0.0	0.0	0.0	0.0	0.0	0.0	0.0	0.0	0.0
		F	0.0	0.0	0.0	0.0	0.0	0.0	0.0	0.0	0.0	0.0	0.0	0.0
		T	0.0	0.0	0.0	0.0	0.0	0.0	0.0	0.0	0.0	0.0	0.0	0.0
XIV	DISEASES OF THE GENITOURINARY SYSTEM (N00-N99)	M	0.0	0.0	0.0	7.1	0.0	0.0	2.9	0.0	2.7	0.0	0.0	1.1
		F	0.0	0.0	0.0	0.0	0.0	0.0	0.0	0.0	0.0	11.1	0.0	0.8
		T	0.0	0.0	0.0	4.0	0.0	0.0	1.5	0.0	2.0	7.1	0.0	1.0
XV	PREGNANCY, CHILDBIRTH AND THE PUERPERIUM (O00-O99)	F	0.0	0.0	0.0	18.2	60.0	15.4	6.7	0.0	0.0	0.0	0.0	6.8
		T	0.0	0.0	0.0	8.0	13.0	6.7	3.1	0.0	0.0	0.0	0.0	2.2
XVI	CERTAIN CONDITIONS ORIGINATING IN THE PERINATAL PERIOD (P00-P96)	M	50.0	0.0	0.0	0.0	0.0	0.0	0.0	0.0	0.0	0.0	0.0	0.4
		F	0.0	0.0	0.0	0.0	0.0	0.0	0.0	0.0	0.0	0.0	0.0	0.0
		T	33.3	0.0	0.0	0.0	0.0	0.0	0.0	0.0	0.0	0.0	0.0	0.2
XVII	CONGENITAL MALFORMATIONS, DEFORMATIONS AND CHROMOSOMAL ABNORMALITIES (Q00-Q99)	M	0.0	0.0	0.0	0.0	0.0	0.0	0.0	0.0	0.0	0.0	0.0	0.0
		F	0.0	0.0	0.0	0.0	0.0	0.0	0.0	0.0	0.0	0.0	0.0	0.0
		T	0.0	0.0	0.0	0.0	0.0	0.0	0.0	0.0	0.0	0.0	0.0	0.0
XVIII	SYMPTOMS, SIGNS AND ABNORMAL CLINICAL AND LABORATORY FINDINGS N.E.C. (R00-R99)	M	0.0	40.0	0.0	7.1	5.6	0.0	11.4	0.0	5.4	20.0	0.0	3.9
		F	100.0	40.0	25.0	9.1	0.0	15.4	10.0	4.8	16.7	33.3	0.0	12.9
		T	33.3	40.0	10.0	8.0	4.3	6.7	10.8	1.1	8.2	28.6	0.0	6.8
XIX	INJURY, POISONING AND CERTAIN OTHER CONSEQUENCES OF EXTERNAL CAUSES (S00-T98)	M	0.0	0.0	16.7	0.0	0.0	17.6	2.9	0.0	0.0	0.0	0.0	1.8
		F	0.0	0.0	0.0	9.1	0.0	7.7	0.0	0.0	0.0	0.0	0.0	1.5
		T	0.0	0.0	10.0	4.0	0.0	13.3	1.5	0.0	0.0	0.0	0.0	1.7
ALL CAUSES		M	100.0	100.0	100.0	100.0	100.0	100.0	100.0	100.0	100.0	100.0	0.0	100.0
		F	100.0	100.0	100.0	100.0	100.0	100.0	100.0	100.0	100.0	100.0	0.0	100.0
		T	100.0	100.0	100.0	100.0	100.0	100.0	100.0	100.0	100.0	100.0	0.0	100.0

TABLE 8.16 : PERCENTAGE DISTRIBUTION OF MEDICALLY CERTIFIED DEATHS BY AGE, SEX AND MAJOR CAUSE GROUPS (BASED UPON TENTH REVISION OF ICD) DURING 2011

KARNATAKA

Major Group No.	CAUSE OF DEATH	Sex	AGE GROUPS												N.S.	TOTAL
			<1	1-4	5-14	15-24	25-34	35-44	45-54	55-64	65-69	70+				
1	2	3	4	5	6	7	8	9	10	11	12	13	14	15		
I	CERTAIN INFECTIOUS AND PARASITIC DISEASES (A00-B99)	M	1.6	25.2	23.0	17.4	17.6	17.2	13.9	9.9	7.9	6.5	12.3	10.8		
		F	1.7	27.6	24.6	13.7	16.1	16.9	13.3	10.3	7.4	7.0	13.9	10.5		
		T	1.6	26.3	23.7	15.5	17.0	17.1	13.7	10.0	7.7	6.7	12.8	10.7		
II	NEOPLASMS (C00-D48)	M	0.0	1.3	5.0	4.1	3.1	4.1	6.3	8.6	8.1	6.5	4.7	5.6		
		F	0.0	2.8	4.3	2.0	5.0	10.2	15.2	12.4	8.8	5.4	7.2	7.2		
		T	0.0	2.0	4.7	3.0	3.8	5.9	9.0	9.8	8.4	6.1	5.6	6.2		
III	DISEASES OF BLOOD & BLOOD FORMING ORGANS & CERTAIN DISORDERS INVOLVING THE IMMUNE MECHANISM (D50-D89)	M	0.0	5.4	5.5	3.0	2.0	1.9	1.3	1.2	1.0	1.1	2.0	1.4		
		F	0.0	3.7	4.4	5.1	3.5	2.2	2.4	1.4	1.6	1.6	2.7	2.0		
		T	0.0	4.6	5.0	4.1	2.6	2.0	1.6	1.3	1.2	1.3	2.2	1.6		
IV	ENDOCRINE, NUTRITIONAL AND METABOLIC DISEASES (E00-E89)	M	0.0	2.5	0.4	1.1	2.5	3.2	5.2	7.4	9.8	10.0	6.4	5.9		
		F	0.0	2.4	0.9	1.1	1.9	4.2	6.9	10.5	12.1	11.9	9.5	7.2		
		T	0.0	2.5	0.7	1.1	2.3	3.5	5.7	8.4	10.7	10.8	7.4	6.4		
V	MENTAL AND BEHAVIOURAL DISORDERS (F01-F99)	M	0.0	0.0	0.0	0.0	0.2	0.2	0.2	0.1	0.0	0.1	0.0	0.1		
		F	0.0	0.0	0.0	0.0	0.2	0.2	0.2	0.1	0.0	0.0	0.1	0.1		
		T	0.0	0.0	0.0	0.0	0.2	0.2	0.2	0.1	0.0	0.0	0.0	0.1		
VI	DISEASES OF THE NERVOUS SYSTEM (G00-G98)	M	1.5	9.5	12.0	5.0	3.7	3.2	2.3	1.7	2.1	2.0	2.4	2.5		
		F	1.7	10.4	11.3	3.4	2.9	3.6	2.9	1.8	1.6	1.8	2.9	2.6		
		T	1.6	9.9	11.7	4.2	3.4	3.3	2.5	1.7	1.9	1.9	2.6	2.6		
VII	DISEASES OF THE EYE AND ADNEXA (H00-H59)	M	0.0	0.0	0.0	0.0	0.0	0.0	0.0	0.0	0.0	0.0	0.0	0.0		
		F	0.0	0.0	0.0	0.0	0.0	0.0	0.0	0.0	0.0	0.0	0.0	0.0		
		T	0.0	0.0	0.0	0.0	0.0	0.0	0.0	0.0	0.0	0.0	0.0	0.0		
VIII	DISEASES OF THE EAR AND MASTOID PROCESS (H60-H95)	M	0.0	0.0	0.0	0.0	0.0	0.0	0.0	0.0	0.0	0.0	0.0	0.0		
		F	0.0	0.0	0.0	0.1	0.0	0.0	0.0	0.0	0.0	0.0	0.0	0.0		
		T	0.0	0.0	0.0	0.1	0.0	0.0	0.0	0.0	0.0	0.0	0.0	0.0		
IX	DISEASES OF THE CIRCULATORY SYSTEM (I00-I99)	M	0.1	3.2	5.5	4.7	16.9	23.9	32.3	39.1	41.9	46.5	32.5	30.2		
		F	0.1	2.5	6.3	4.5	14.0	22.1	30.8	37.4	45.4	49.3	32.9	29.5		
		T	0.1	2.9	5.8	4.6	15.8	23.4	31.8	38.5	43.2	47.6	32.6	30.0		
X	DISEASES OF THE RESPIRATORY SYSTEM (J00-J98)	M	0.0	8.1	9.0	5.1	5.0	6.3	7.2	9.3	11.9	12.8	9.6	8.2		
		F	0.0	9.2	7.4	6.1	6.0	7.4	7.3	8.9	8.6	10.0	7.0	7.3		
		T	0.0	8.6	8.3	5.6	5.4	6.6	7.2	9.1	10.7	11.7	8.8	7.9		
XI	DISEASES OF THE DIGESTIVE SYSTEM (K00-K92)	M	0.0	2.8	5.5	7.0	10.3	16.3	13.6	9.4	6.4	4.2	8.6	8.2		
		F	0.0	2.4	4.6	3.4	3.4	6.4	5.8	5.0	3.6	2.7	4.0	3.6		
		T	0.0	2.6	5.1	5.1	7.6	13.4	11.3	8.0	5.4	3.6	7.1	6.6		
XII	DISEASES OF THE SKIN AND SUBCUTANEOUS TISSUE (L00-L98)	M	0.0	0.0	0.0	0.3	0.4	0.5	1.0	0.7	0.7	0.9	0.7	0.6		
		F	0.0	0.0	0.3	0.4	0.3	0.6	0.9	0.8	0.6	0.8	0.5	0.6		
		T	0.0	0.0	0.2	0.4	0.4	0.6	1.0	0.7	0.7	0.9	0.6	0.6		
XIII	DISEASES OF THE MUSCULOSKELETAL SYSTEM AND CONNECTIVE TISSUE (M00-M99)	M	0.0	0.0	0.0	0.3	0.1	0.2	0.1	0.1	0.1	0.1	0.4	0.1		
		F	0.0	0.0	0.0	0.1	0.2	0.3	0.2	0.2	0.3	0.2	0.3	0.2		
		T	0.0	0.0	0.0	0.2	0.2	0.2	0.2	0.2	0.2	0.2	0.3	0.2		
XIV	DISEASES OF THE GENITOURINARY SYSTEM (N00-N99)	M	0.0	0.9	1.1	2.7	2.7	3.0	3.2	4.1	4.6	4.2	3.5	3.2		
		F	0.0	0.5	1.4	2.4	2.4	4.0	4.6	4.9	5.3	3.7	3.3	3.4		
		T	0.0	0.7	1.2	2.6	2.6	3.3	3.6	4.4	4.9	4.0	3.4	3.3		
XV	PREGNANCY, CHILDBIRTH AND THE PUERPERIUM (O00-O99)	F	0.0	0.0	0.0	12.8	9.5	1.6	0.0	0.0	0.0	0.0	0.4	1.9		
		T	0.0	0.0	0.0	6.8	3.7	0.5	0.0	0.0	0.0	0.0	0.2	0.7		
XVI	CERTAIN CONDITIONS ORIGINATING IN THE PERINATAL PERIOD (P00-P96)	M	87.6	0.0	0.0	0.0	0.0	0.0	0.0	0.0	0.0	0.0	0.0	9.0		
		F	88.2	0.0	0.0	0.0	0.0	0.0	0.0	0.0	0.0	0.0	0.0	9.9		
		T	87.8	0.0	0.0	0.0	0.0	0.0	0.0	0.0	0.0	0.0	0.0	9.3		
XVII	CONGENITAL MALFORMATIONS, DEFORMATIONS AND CHROMOSOMAL ABNORMALITIES (Q00-Q99)	M	8.8	30.0	10.5	0.0	0.0	0.0	0.0	0.0	0.0	0.0	0.0	1.4		
		F	7.8	29.1	10.8	0.0	0.0	0.0	0.0	0.0	0.0	0.0	0.0	1.6		
		T	8.4	29.6	10.6	0.0	0.0	0.0	0.0	0.0	0.0	0.0	0.0	1.5		
XVIII	SYMPTOMS, SIGNS AND ABNORMAL CLINICAL AND LABORATORY FINDINGS N.E.C. (R00-R99)	M	0.0	0.6	1.5	1.5	1.5	1.1	1.0	1.0	1.5	2.2	1.8	1.3		
		F	0.0	0.1	2.6	0.7	1.1	0.9	1.0	1.2	1.1	2.6	2.1	1.4		
		T	0.0	0.4	2.0	1.0	1.4	1.1	1.0	1.1	1.4	2.4	1.9	1.3		
XIX	INJURY, POISONING AND CERTAIN OTHER CONSEQUENCES OF EXTERNAL CAUSES (S00-T98)	M	0.5	10.6	21.2	47.7	33.9	18.8	12.2	7.4	3.9	2.9	14.9	11.3		
		F	0.5	9.4	21.1	44.1	33.4	19.4	8.6	5.2	3.5	2.9	11.5	11.1		
		T	0.5	10.1	21.2	45.8	33.7	19.0	11.2	6.7	3.8	2.9	13.8	11.2		
ALL CAUSES		M	100.0	100.0	100.0	100.0	100.0	100.0	100.0	100.0	100.0	100.0	100.0	100.0		
		F	100.0	100.0	100.0	100.0	100.0	100.0	100.0	100.0	100.0	100.0	100.0	100.0		
		T	100.0	100.0	100.0	100.0	100.0	100.0	100.0	100.0	100.0	100.0	100.0	100.0		

TABLE 8.17 : PERCENTAGE DISTRIBUTION OF MEDICALLY CERTIFIED DEATHS BY AGE, SEX AND MAJOR CAUSE GROUPS (BASED UPON TENTH REVISION OF ICD) DURING 2011

KERALA

Major Group No.	CAUSE OF DEATH	Sex	AGE GROUPS												N.S.	TOTAL
			<1	1-4	5-14	15-24	25-34	35-44	45-54	55-64	65-69	70+				
1	2	3	4	5	6	7	8	9	10	11	12	13	14	15		
I	CERTAIN INFECTIOUS AND PARASITIC DISEASES (A00-B99)	M	2.7	10.2	12.8	13.5	15.4	13.5	9.3	6.9	4.9	5.3	0.0	7.1		
		F	2.0	3.4	12.0	13.6	14.4	9.7	8.1	5.8	4.1	4.0	100.0	5.6		
		T	2.4	7.0	12.5	13.6	15.0	12.2	8.9	6.6	4.6	4.8	100.0	6.6		
II	NEOPLASMS (C00-D48)	M	0.7	21.9	26.9	17.8	13.1	15.0	15.9	17.7	16.7	11.0	0.0	14.1		
		F	1.2	19.8	18.4	15.5	21.8	30.7	29.0	20.7	13.0	7.5	0.0	14.7		
		T	0.9	20.9	23.1	16.8	16.4	20.5	19.9	18.6	15.4	9.6	0.0	14.3		
III	DISEASES OF BLOOD & BLOOD FORMING ORGANS & CERTAIN DISORDERS INVOLVING THE IMMUNE MECHANISM (D50-D89)	M	0.6	7.0	3.2	2.5	1.4	0.8	0.8	0.8	0.4	0.8	0.0	0.8		
		F	0.1	6.0	6.4	4.5	2.1	2.7	1.5	1.2	0.6	1.0	0.0	1.3		
		T	0.4	6.6	4.6	3.4	1.7	1.4	1.0	0.9	0.4	0.9	0.0	1.0		
IV	ENDOCRINE, NUTRITIONAL AND METABOLIC DISEASES (E00-E89)	M	1.0	2.3	1.9	2.1	3.0	5.0	9.5	12.1	12.1	10.7	0.0	9.6		
		F	1.1	3.4	3.2	4.5	5.0	6.8	10.5	15.1	13.8	12.5	0.0	11.2		
		T	1.0	2.9	2.5	3.2	3.8	5.6	9.8	13.1	12.7	11.4	0.0	10.2		
V	MENTAL AND BEHAVIOURAL DISORDERS (F01-F99)	M	0.0	0.0	0.0	0.4	0.9	0.4	0.3	0.1	0.0	0.0	0.0	0.1		
		F	0.0	0.0	0.0	0.0	0.0	0.2	0.0	0.0	0.0	0.0	0.0	0.0		
		T	0.0	0.0	0.0	0.2	0.6	0.3	0.2	0.0	0.0	0.0	0.0	0.1		
VI	DISEASES OF THE NERVOUS SYSTEM (G00-G98)	M	1.7	12.5	14.7	6.4	3.0	2.2	1.8	1.3	1.1	1.3	0.0	1.8		
		F	0.9	11.2	14.4	7.3	3.5	2.2	1.8	2.1	1.2	1.6	0.0	2.1		
		T	1.4	11.9	14.6	6.8	3.2	2.2	1.8	1.5	1.2	1.5	0.0	1.9		
VII	DISEASES OF THE EYE AND ADNEXA (H00-H59)	M	0.0	0.0	0.6	0.0	0.0	0.0	0.0	0.0	0.0	0.0	0.0	0.0		
		F	0.0	0.0	0.0	0.0	0.0	0.0	0.0	0.0	0.0	0.0	0.0	0.0		
		T	0.0	0.0	0.4	0.0	0.0	0.0	0.0	0.0	0.0	0.0	0.0	0.0		
VIII	DISEASES OF THE EAR AND MASTOID PROCESS (H60-H95)	M	0.0	0.0	0.0	0.0	0.2	0.0	0.0	0.0	0.0	0.0	0.0	0.0		
		F	0.0	0.0	0.0	0.0	0.0	0.0	0.0	0.0	0.0	0.0	0.0	0.0		
		T	0.0	0.0	0.0	0.0	0.1	0.0	0.0	0.0	0.0	0.0	0.0	0.0		
IX	DISEASES OF THE CIRCULATORY SYSTEM (I00-I99)	M	0.9	8.6	11.5	13.2	15.4	22.3	26.2	30.6	34.8	39.4	0.0	30.0		
		F	1.6	1.7	8.8	9.1	17.9	23.3	26.9	34.5	44.6	46.5	0.0	34.9		
		T	1.2	5.3	10.3	11.4	16.4	22.6	26.4	31.8	38.4	42.4	0.0	31.8		
X	DISEASES OF THE RESPIRATORY SYSTEM (J00-J98)	M	2.9	18.8	9.0	6.4	7.5	5.0	7.6	11.3	16.5	19.2	0.0	12.9		
		F	2.5	25.0	8.0	6.4	5.6	7.4	7.8	8.6	11.6	13.9	0.0	10.5		
		T	2.7	21.7	8.5	6.4	6.8	5.9	7.7	10.5	14.7	17.0	0.0	12.0		
XI	DISEASES OF THE DIGESTIVE SYSTEM (K00-K92)	M	0.6	2.3	3.8	2.5	10.6	18.5	16.6	11.6	7.1	4.1	0.0	8.9		
		F	0.5	8.6	8.8	6.8	3.8	4.2	4.7	5.4	5.7	3.4	0.0	4.2		
		T	0.6	5.3	6.0	4.4	8.0	13.5	12.9	9.7	6.6	3.8	0.0	7.2		
XII	DISEASES OF THE SKIN AND SUBCUTANEOUS TISSUE (L00-L98)	M	0.1	0.0	0.0	0.0	0.0	0.1	0.5	0.3	0.3	0.2	0.0	0.3		
		F	0.0	0.0	0.0	0.0	0.6	0.5	0.3	0.3	0.4	0.4	0.0	0.4		
		T	0.1	0.0	0.0	0.0	0.2	0.2	0.4	0.3	0.3	0.3	0.0	0.3		
XIII	DISEASES OF THE MUSCULOSKELETAL SYSTEM AND CONNECTIVE TISSUE (M00-M99)	M	0.0	0.0	0.0	1.4	0.2	0.3	0.2	0.0	0.2	0.1	0.0	0.1		
		F	0.0	0.0	0.8	4.5	3.8	2.2	0.8	0.3	0.1	0.2	0.0	0.6		
		T	0.0	0.0	0.4	2.8	1.6	0.9	0.4	0.1	0.1	0.2	0.0	0.3		
XIV	DISEASES OF THE GENITOURINARY SYSTEM (N00-N99)	M	0.6	0.0	3.2	2.5	4.1	2.6	3.0	2.7	2.9	3.6	0.0	2.9		
		F	0.0	4.3	0.8	4.1	3.5	2.2	3.7	3.2	2.1	2.4	0.0	2.6		
		T	0.3	2.0	2.1	3.2	3.9	2.4	3.2	2.8	2.6	3.1	0.0	2.8		
XV	PREGNANCY, CHILDBIRTH AND THE PUERPERIUM (O00-O99)	F	0.0	0.0	0.0	3.2	4.7	0.5	0.0	0.0	0.0	0.0	0.0	0.3		
		T	0.0	0.0	0.0	1.4	1.8	0.2	0.0	0.0	0.0	0.0	0.0	0.1		
XVI	CERTAIN CONDITIONS ORIGINATING IN THE PERINATAL PERIOD (P00-P96)	M	60.4	0.0	0.0	0.0	0.0	0.0	0.0	0.0	0.0	0.0	0.0	3.4		
		F	62.9	0.0	0.0	0.0	0.0	0.0	0.0	0.0	0.0	0.0	0.0	4.4		
		T	61.5	0.0	0.0	0.0	0.0	0.0	0.0	0.0	0.0	0.0	0.0	3.8		
XVII	CONGENITAL MALFORMATIONS, DEFORMATIONS AND CHROMOSOMAL ABNORMALITIES (Q00-Q99)	M	27.3	10.2	1.3	0.4	0.0	0.3	0.2	0.0	0.0	0.0	0.0	1.7		
		F	26.6	10.3	5.6	1.4	0.3	0.0	0.1	0.0	0.0	0.0	0.0	2.1		
		T	27.0	10.2	3.2	0.8	0.1	0.2	0.1	0.0	0.0	0.0	0.0	1.8		
XVIII	SYMPTOMS, SIGNS AND ABNORMAL CLINICAL AND LABORATORY FINDINGS N.E.C. (R00-R99)	M	0.4	1.6	0.6	1.1	1.3	1.4	0.8	0.3	0.2	2.8	0.0	1.3		
		F	0.3	1.7	2.4	2.7	1.8	0.5	0.6	0.5	0.3	4.8	0.0	2.2		
		T	0.3	1.6	1.4	1.8	1.4	1.1	0.8	0.4	0.2	3.6	0.0	1.6		
XIX	INJURY, POISONING AND CERTAIN OTHER CONSEQUENCES OF EXTERNAL CAUSES (S00-T98)	M	0.4	4.7	10.3	29.9	24.0	12.7	7.4	4.2	2.8	1.4	0.0	5.0		
		F	0.1	4.3	10.4	16.4	11.2	7.1	4.2	2.4	2.5	1.6	0.0	3.1		
		T	0.3	4.5	10.3	24.0	19.1	10.7	6.4	3.6	2.7	1.5	0.0	4.3		
ALL CAUSES		M	100.0	100.0	100.0	100.0	100.0	100.0	100.0	100.0	100.0	100.0	0.0	100.0		
		F	100.0	100.0	100.0	100.0	100.0	100.0	100.0	100.0	100.0	100.0	0.0	100.0		
		T	100.0	100.0	100.0	100.0	100.0	100.0	100.0	100.0	100.0	100.0	100.0	100.0		

TABLE 8.18 : PERCENTAGE DISTRIBUTION OF MEDICALLY CERTIFIED DEATHS BY AGE, SEX AND MAJOR CAUSE GROUPS (BASED UPON TENTH REVISION OF ICD) DURING

MADHYA PRADESH

Major Group No.	CAUSE OF DEATH	Sex	AGE GROUPS												N.S.	TOTAL
			<1	1-4	5-14	15-24	25-34	35-44	45-54	55-64	65-69	70+				
1	2	3	4	5	6	7	8	9	10	11	12	13	14	15		
I	CERTAIN INFECTIOUS AND PARASITIC DISEASES (A00-B99)	M	0.0	27.2	20.2	14.4	14.4	14.9	12.0	7.6	6.8	4.7	0.0	9.0		
		F	0.1	21.2	18.8	11.8	12.2	13.5	8.2	5.3	4.5	2.7	0.0	7.7		
		T	0.1	24.5	19.5	13.1	13.4	14.4	10.9	6.8	6.0	4.0	0.0	8.5		
II	NEOPLASMS (C00-D48)	M	0.0	0.0	0.0	0.1	0.6	1.3	1.2	1.9	1.2	1.6	0.0	0.9		
		F	0.0	0.0	0.0	0.1	0.5	2.1	3.4	3.0	2.2	1.2	0.0	1.2		
		T	0.0	0.0	0.0	0.1	0.6	1.6	1.9	2.3	1.6	1.4	0.0	1.0		
III	DISEASES OF BLOOD & BLOOD FORMING ORGANS & CERTAIN DISORDERS INVOLVING THE IMMUNE MECHANISM (D50-D89)	M	0.0	27.6	21.4	13.7	7.8	4.4	3.3	2.9	2.7	2.5	0.0	4.8		
		F	0.1	31.1	27.3	18.3	15.1	8.8	5.9	4.5	4.7	4.4	0.0	8.9		
		T	0.0	29.2	24.1	16.1	11.3	6.0	4.1	3.5	3.4	3.2	0.0	6.4		
IV	ENDOCRINE, NUTRITIONAL AND METABOLIC DISEASES (E00-E89)	M	0.0	0.0	0.1	0.5	0.7	2.5	3.8	6.3	6.6	5.8	0.0	3.0		
		F	0.0	0.0	0.0	0.4	0.9	2.7	5.0	7.0	8.0	6.7	0.0	3.0		
		T	0.0	0.0	0.1	0.5	0.8	2.6	4.2	6.5	7.1	6.1	0.0	3.0		
V	MENTAL AND BEHAVIOURAL DISORDERS (F01-F99)	M	0.0	0.0	0.0	0.0	0.0	0.0	0.0	0.0	0.0	0.0	0.0	0.0		
		F	0.0	0.0	0.0	0.0	0.0	0.0	0.0	0.0	0.0	0.0	0.0	0.0		
		T	0.0	0.0	0.0	0.0	0.0	0.0	0.0	0.0	0.0	0.0	0.0	0.0		
VI	DISEASES OF THE NERVOUS SYSTEM (G00-G98)	M	0.1	14.6	16.8	6.8	5.3	4.8	3.8	2.7	2.3	3.1	0.0	3.9		
		F	0.1	15.9	12.2	7.5	6.6	6.3	3.5	3.8	2.6	2.9	0.0	4.7		
		T	0.1	15.2	14.7	7.2	5.9	5.4	3.7	3.1	2.4	3.0	0.0	4.2		
VII	DISEASES OF THE EYE AND ADNEXA (H00-H59)	M	0.0	0.0	0.0	0.0	0.0	0.0	0.0	0.0	0.0	0.0	0.0	0.0		
		F	0.0	0.0	0.0	0.0	0.0	0.0	0.0	0.0	0.0	0.0	0.0	0.0		
		T	0.0	0.0	0.0	0.0	0.0	0.0	0.0	0.0	0.0	0.0	0.0	0.0		
VIII	DISEASES OF THE EAR AND MASTOID PROCESS (H60-H95)	M	0.0	0.0	0.0	0.0	0.0	0.0	0.0	0.0	0.0	0.0	0.0	0.0		
		F	0.0	0.0	0.0	0.0	0.0	0.0	0.0	0.0	0.0	0.0	0.0	0.0		
		T	0.0	0.0	0.0	0.0	0.0	0.0	0.0	0.0	0.0	0.0	0.0	0.0		
IX	DISEASES OF THE CIRCULATORY SYSTEM (I00-I99)	M	0.0	0.4	0.4	1.4	4.6	12.1	21.9	34.5	42.4	43.9	0.0	18.3		
		F	0.0	0.0	0.0	1.1	3.8	12.3	24.0	39.3	43.6	47.2	0.0	16.8		
		T	0.0	0.2	0.2	1.3	4.2	12.2	22.6	36.2	42.8	45.1	0.0	17.7		
X	DISEASES OF THE RESPIRATORY SYSTEM (J00-J98)	M	0.0	4.1	1.2	1.3	1.4	1.8	4.5	7.7	9.7	10.2	0.0	4.2		
		F	0.0	3.9	1.1	0.8	1.3	1.5	2.7	4.2	6.3	7.5	0.0	2.6		
		T	0.0	4.0	1.1	1.1	1.4	1.7	3.9	6.5	8.5	9.2	0.0	3.6		
XI	DISEASES OF THE DIGESTIVE SYSTEM (K00-K92)	M	0.0	0.0	0.1	1.0	3.0	5.1	3.9	2.9	2.6	1.5	0.0	2.2		
		F	0.0	0.0	0.1	0.3	0.8	1.1	1.1	1.3	1.0	0.5	0.0	0.6		
		T	0.0	0.0	0.1	0.6	2.0	3.6	3.0	2.4	2.1	1.1	0.0	1.6		
XII	DISEASES OF THE SKIN AND SUBCUTANEOUS TISSUE (L00-L98)	M	0.0	0.0	0.0	0.0	0.0	0.0	0.0	0.0	0.0	0.0	0.0	0.0		
		F	0.0	0.0	0.0	0.0	0.0	0.0	0.0	0.0	0.0	0.0	0.0	0.0		
		T	0.0	0.0	0.0	0.0	0.0	0.0	0.0	0.0	0.0	0.0	0.0	0.0		
XIII	DISEASES OF THE MUSCULOSKELETAL SYSTEM AND CONNECTIVE TISSUE (M00-M99)	M	0.0	0.0	0.0	0.0	0.0	0.0	0.0	0.0	0.0	0.0	0.0	0.0		
		F	0.0	0.0	0.0	0.0	0.0	0.0	0.0	0.0	0.0	0.0	0.0	0.0		
		T	0.0	0.0	0.0	0.0	0.0	0.0	0.0	0.0	0.0	0.0	0.0	0.0		
XIV	DISEASES OF THE GENITOURINARY SYSTEM (N00-N99)	M	0.0	1.1	0.7	0.8	1.0	0.9	0.8	0.8	0.8	0.8	0.0	0.7		
		F	0.0	0.2	0.0	0.1	0.2	0.3	0.1	0.2	0.3	0.5	0.0	0.2		
		T	0.0	0.7	0.4	0.4	0.6	0.7	0.6	0.6	0.6	0.6	0.7	0.0	0.5	
XV	PREGNANCY, CHILDBIRTH AND THE PUERPERIUM (O00-O99)	F	0.0	0.0	0.0	1.9	1.5	0.5	0.0	0.0	0.0	0.0	0.0	0.4		
		T	0.0	0.0	0.0	1.0	0.7	0.2	0.0	0.0	0.0	0.0	0.0	0.2		
XVI	CERTAIN CONDITIONS ORIGINATING IN THE PERINATAL PERIOD (P00-P96)	M	99.8	0.0	0.0	0.0	0.0	0.0	0.0	0.0	0.0	0.0	100.0	20.0		
		F	99.8	0.0	0.0	0.0	0.0	0.0	0.0	0.0	0.0	0.0	100.0	19.8		
		T	99.8	0.0	0.0	0.0	0.0	0.0	0.0	0.0	0.0	0.0	100.0	20.0		
XVII	CONGENITAL MALFORMATIONS, DEFORMATIONS AND CHROMOSOMAL ABNORMALITIES (Q00-Q99)	M	0.0	0.0	0.0	0.0	0.0	0.0	0.0	0.0	0.0	0.0	0.0	0.0		
		F	0.0	0.0	0.0	0.0	0.0	0.0	0.0	0.0	0.0	0.0	0.0	0.0		
		T	0.0	0.0	0.0	0.0	0.0	0.0	0.0	0.0	0.0	0.0	0.0	0.0		
XVIII	SYMPTOMS, SIGNS AND ABNORMAL CLINICAL AND LABORATORY FINDINGS N.E.C. (R00-R99)	M	0.0	21.5	32.6	42.3	43.8	42.0	39.1	29.5	22.4	24.2	0.0	27.2		
		F	0.0	24.0	32.1	35.3	33.4	38.5	39.8	28.3	22.7	24.2	0.0	25.6		
		T	0.0	22.6	32.4	38.7	38.9	40.7	39.3	29.1	22.5	24.2	0.0	26.6		
XIX	INJURY, POISONING AND CERTAIN OTHER CONSEQUENCES OF EXTERNAL CAUSES (S00-T98)	M	0.0	3.5	6.6	17.7	17.4	10.2	5.6	3.2	2.3	1.8	0.0	5.7		
		F	0.0	3.7	8.3	22.3	23.6	12.5	6.4	3.1	4.2	2.1	0.0	8.5		
		T	0.0	3.6	7.4	20.1	20.3	11.0	5.9	3.2	3.0	1.9	0.0	6.8		
ALL CAUSES		M	100.0	100.0	100.0	100.0	100.0	100.0	100.0	100.0	100.0	100.0	100.0	100.0		
		F	100.0	100.0	100.0	100.0	100.0	100.0	100.0	100.0	100.0	100.0	100.0	100.0		
		T	100.0	100.0	100.0	100.0	100.0	100.0	100.0	100.0	100.0	100.0	100.0	100.0		

TABLE 8.19 : PERCENTAGE DISTRIBUTION OF MEDICALLY CERTIFIED DEATHS BY AGE, SEX AND MAJOR CAUSE GROUPS (BASED UPON TENTH REVISION OF ICD) DURING 2011

MAHARASHTRA

Major Group No.	CAUSE OF DEATH	Sex	AGE GROUPS												N.S.	TOTAL
			<1	1-4	5-14	15-24	25-34	35-44	45-54	55-64	65-69	70+				
1	2	3	4	5	6	7	8	9	10	11	12	13	14	15		
I	CERTAIN INFECTIOUS AND PARASITIC DISEASES (A00-B99)	M	13.0	23.7	21.2	13.4	22.6	24.2	19.3	14.4	13.0	10.5	11.8	15.6		
		F	12.1	25.0	24.3	19.9	24.7	22.7	18.7	13.6	11.7	9.9	10.6	14.3		
		T	12.6	24.3	22.6	16.2	23.3	23.7	19.1	14.1	12.5	10.2	11.4	15.1		
II	NEOPLASMS (C00-D48)	M	0.2	3.2	5.6	2.4	2.4	3.4	5.0	6.9	7.7	5.3	3.4	4.7		
		F	0.2	2.3	3.2	2.0	3.7	9.4	13.9	12.6	9.8	4.2	5.7	6.5		
		T	0.2	2.8	4.5	2.2	2.9	5.1	7.6	8.8	8.5	4.8	4.2	5.4		
III	DISEASES OF BLOOD & BLOOD FORMING ORGANS & CERTAIN DISORDERS INVOLVING THE IMMUNE MECHANISM (D50-D89)	M	0.6	2.2	3.6	1.5	1.0	1.1	0.7	0.7	0.8	0.7	0.8	0.9		
		F	0.7	2.5	2.7	2.0	1.4	1.8	1.2	1.0	1.2	1.0	1.2	1.2		
		T	0.7	2.4	3.2	1.7	1.1	1.3	0.9	0.8	1.0	0.8	1.0	1.0		
IV	ENDOCRINE, NUTRITIONAL AND METABOLIC DISEASES (E00-E89)	M	0.4	1.1	1.2	0.6	0.4	1.0	2.3	4.2	5.1	4.6	3.2	2.9		
		F	0.4	1.0	1.1	0.8	0.8	1.7	4.0	5.9	6.4	4.3	3.8	3.6		
		T	0.4	1.1	1.1	0.6	0.5	1.2	2.8	4.8	5.6	4.4	3.4	3.2		
V	MENTAL AND BEHAVIOURAL DISORDERS (F01-F99)	M	0.0	0.1	0.2	0.1	0.0	0.0	0.1	0.1	0.0	0.0	0.1	0.0		
		F	0.0	0.0	0.1	0.1	0.0	0.1	0.0	0.0	0.0	0.0	0.1	0.0		
		T	0.0	0.0	0.2	0.1	0.0	0.0	0.1	0.0	0.0	0.0	0.1	0.0		
VI	DISEASES OF THE NERVOUS SYSTEM (G00-G98)	M	1.3	6.9	5.3	2.0	1.6	1.8	1.5	1.7	2.0	1.6	2.0	1.8		
		F	1.7	6.1	5.3	2.2	1.8	1.8	1.8	1.7	1.9	1.4	2.2	1.8		
		T	1.5	6.5	5.3	2.1	1.7	1.8	1.6	1.7	2.0	1.5	2.0	1.8		
VII	DISEASES OF THE EYE AND ADNEXA (H00-H59)	M	0.0	0.1	0.0	0.0	0.0	0.0	0.0	0.0	0.0	0.0	0.0	0.0		
		F	0.0	0.0	0.0	0.0	0.0	0.0	0.0	0.0	0.0	0.0	0.0	0.0		
		T	0.0	0.0	0.0	0.0	0.0	0.0	0.0	0.0	0.0	0.0	0.0	0.0		
VIII	DISEASES OF THE EAR AND MASTOID PROCESS (H60-H95)	M	0.0	0.0	0.1	0.0	0.0	0.0	0.0	0.0	0.0	0.0	0.0	0.0		
		F	0.0	0.0	0.0	0.0	0.0	0.0	0.0	0.0	0.0	0.0	0.0	0.0		
		T	0.0	0.0	0.0	0.0	0.0	0.0	0.0	0.0	0.0	0.0	0.0	0.0		
IX	DISEASES OF THE CIRCULATORY SYSTEM (I00-I99)	M	1.7	15.4	14.5	10.4	12.0	18.9	30.8	40.7	40.4	43.4	30.2	30.4		
		F	1.9	13.4	14.7	10.3	13.4	21.6	30.0	39.0	40.1	44.5	29.3	32.2		
		T	1.8	14.5	14.6	10.3	12.5	19.6	30.6	40.1	40.3	43.9	29.9	31.1		
X	DISEASES OF THE RESPIRATORY SYSTEM (J00-J98)	M	14.5	21.8	15.1	8.8	6.0	6.7	7.6	9.3	10.8	13.6	8.6	10.2		
		F	17.3	23.5	14.3	7.1	6.9	8.3	9.3	10.5	10.3	13.0	8.2	11.4		
		T	15.6	22.6	14.7	8.1	6.3	7.1	8.1	9.7	10.6	13.3	8.4	10.7		
XI	DISEASES OF THE DIGESTIVE SYSTEM (K00-K92)	M	1.0	2.5	2.4	2.9	7.1	11.9	10.9	6.5	4.1	2.2	6.3	5.8		
		F	0.5	2.1	3.3	2.5	2.3	3.2	3.3	2.7	2.2	1.4	1.9	2.0		
		T	0.8	2.3	2.8	2.7	5.4	9.5	8.7	5.2	3.4	1.8	4.8	4.3		
XII	DISEASES OF THE SKIN AND SUBCUTANEOUS TISSUE (L00-L98)	M	0.0	0.1	0.1	0.0	0.0	0.0	0.1	0.1	0.1	0.1	0.1	0.1		
		F	0.0	0.1	0.1	0.1	0.1	0.1	0.1	0.1	0.2	0.1	0.2	0.1		
		T	0.0	0.1	0.1	0.1	0.1	0.1	0.1	0.1	0.1	0.1	0.1	0.1		
XIII	DISEASES OF THE MUSCULOSKELETAL SYSTEM AND CONNECTIVE TISSUE (M00-M99)	M	0.0	0.0	0.1	0.1	0.0	0.0	0.0	0.0	0.0	0.0	0.1	0.0		
		F	0.0	0.0	0.1	0.2	0.2	0.2	0.2	0.1	0.1	0.1	0.1	0.1		
		T	0.0	0.0	0.1	0.1	0.1	0.1	0.1	0.0	0.1	0.0	0.1	0.1		
XIV	DISEASES OF THE GENITOURINARY SYSTEM (N00-N99)	M	0.8	1.4	3.3	2.0	2.4	2.8	3.3	4.3	5.3	4.2	2.6	3.5		
		F	0.7	1.4	3.5	2.3	2.5	3.5	4.9	4.9	6.1	3.2	2.2	3.5		
		T	0.8	1.4	3.4	2.1	2.4	3.0	3.8	4.5	5.6	3.7	2.4	3.5		
XV	PREGNANCY, CHILDBIRTH AND THE PUERPERIUM (O00-O99)	F	0.0	0.0	0.0	2.4	3.6	1.9	0.0	0.0	0.0	0.0	0.7	0.5		
		T	0.0	0.0	0.0	1.0	1.3	0.5	0.0	0.0	0.0	0.0	0.2	0.2		
XVI	CERTAIN CONDITIONS ORIGINATING IN THE PERINATAL PERIOD (P00-P96)	M	56.6	0.0	0.0	0.0	0.0	0.0	0.0	0.0	0.0	0.0	6.8	3.8		
		F	54.4	0.0	0.0	0.0	0.0	0.0	0.0	0.0	0.0	0.0	8.7	4.1		
		T	55.7	0.0	0.0	0.0	0.0	0.0	0.0	0.0	0.0	0.0	7.5	3.9		
XVII	CONGENITAL MALFORMATIONS, DEFORMATIONS AND CHROMOSOMAL ABNORMALITIES (Q00-Q99)	M	5.2	3.5	1.6	0.1	0.0	0.0	0.0	0.0	0.0	0.0	0.6	0.4		
		F	5.9	3.7	1.7	0.1	0.0	0.0	0.0	0.0	0.0	0.0	0.6	0.5		
		T	5.5	3.6	1.6	0.1	0.0	0.0	0.0	0.0	0.0	0.0	0.6	0.5		
XVIII	SYMPTOMS, SIGNS AND ABNORMAL CLINICAL AND LABORATORY FINDINGS N.E.C. (R00-R99)	M	3.6	8.7	11.9	20.5	17.6	12.9	9.4	6.4	6.7	12.2	17.4	11.0		
		F	3.1	9.2	12.5	20.4	15.4	11.3	6.2	4.8	7.5	15.7	17.9	11.8		
		T	3.4	8.9	12.1	20.5	16.9	12.4	8.5	5.9	7.0	13.9	17.6	11.3		
XIX	INJURY, POISONING AND CERTAIN OTHER CONSEQUENCES OF EXTERNAL CAUSES (S00-T98)	M	1.0	9.4	14.0	35.4	26.8	15.2	9.0	4.6	3.7	1.7	6.0	8.7		
		F	1.0	9.8	13.2	27.6	23.2	12.6	6.4	3.1	2.4	1.2	6.6	6.2		
		T	1.0	9.6	13.6	32.0	25.5	14.4	8.3	4.1	3.2	1.4	6.2	7.7		
ALL CAUSES		M	100.0	100.0	100.0	100.0	100.0	100.0	100.0	100.0	100.0	100.0	100.0	100.0		
		F	100.0	100.0	100.0	100.0	100.0	100.0	100.0	100.0	100.0	100.0	100.0	100.0		
		T	100.0	100.0	100.0	100.0	100.0	100.0	100.0	100.0	100.0	100.0	100.0	100.0		

TABLE 8.20 : PERCENTAGE DISTRIBUTION OF MEDICALLY CERTIFIED DEATHS BY AGE, SEX AND MAJOR CAUSE GROUPS (BASED UPON TENTH REVISION OF ICD) DURING 2011

MANIPUR

Major Group No.	CAUSE OF DEATH	Sex	AGE GROUPS												N.S.	TOTAL
			<1	1-4	5-14	15-24	25-34	35-44	45-54	55-64	65-69	70+				
1	2	3	4	5	6	7	8	9	10	11	12	13	14	15		
I	CERTAIN INFECTIOUS AND PARASITIC DISEASES (A00-B99)	M	17.9	36.8	44.4	34.0	29.6	40.3	14.0	10.5	7.7	8.9	6.4	16.7		
		F	18.2	0.0	40.0	17.2	32.6	29.3	13.6	9.6	14.8	10.7	8.1	14.9		
		T	18.0	36.8	43.8	27.6	30.6	36.4	13.9	10.2	10.3	9.5	7.2	16.1		
II	NEOPLASMS (C00-D48)	M	0.0	5.3	7.4	0.0	3.1	2.6	4.4	6.7	8.5	5.6	2.3	4.5		
		F	2.3	0.0	0.0	0.0	2.2	1.2	3.9	6.7	7.4	2.5	2.0	3.5		
		T	0.8	5.3	6.3	0.0	2.8	2.1	4.2	6.7	8.1	4.6	2.2	4.2		
III	DISEASES OF BLOOD & BLOOD FORMING ORGANS & CERTAIN DISORDERS INVOLVING THE IMMUNE MECHANISM (D50-D89)	M	5.1	0.0	3.7	2.1	3.1	1.9	1.3	1.4	1.4	0.4	1.2	1.6		
		F	0.0	0.0	0.0	3.4	2.2	2.4	1.0	0.7	1.2	1.7	1.4	1.4		
		T	3.3	0.0	3.1	2.6	2.8	2.1	1.2	1.2	1.3	0.8	1.3	1.5		
IV	ENDOCRINE, NUTRITIONAL AND METABOLIC DISEASES (E00-E89)	M	1.3	0.0	3.7	0.0	2.0	2.6	3.9	5.7	4.2	6.0	3.5	3.9		
		F	2.3	0.0	0.0	0.0	0.0	1.2	6.8	5.9	6.2	5.0	4.7	4.4		
		T	1.6	0.0	3.1	0.0	1.4	2.1	4.8	5.8	4.9	5.7	4.1	4.1		
V	MENTAL AND BEHAVIOURAL DISORDERS (F01-F99)	M	0.0	0.0	0.0	0.0	0.0	0.0	0.0	0.0	0.0	0.0	0.0	0.0		
		F	0.0	0.0	0.0	0.0	0.0	0.0	0.0	0.0	0.0	0.0	0.0	0.0		
		T	0.0	0.0	0.0	0.0	0.0	0.0	0.0	0.0	0.0	0.0	0.0	0.0		
VI	DISEASES OF THE NERVOUS SYSTEM (G00-G98)	M	2.6	5.3	11.1	10.6	1.0	2.6	1.3	0.5	2.1	0.4	2.3	2.0		
		F	2.3	0.0	0.0	6.9	0.0	4.9	2.9	1.5	1.2	0.0	8.1	3.1		
		T	2.5	5.3	9.4	9.2	0.7	3.4	1.8	0.9	1.8	0.3	5.0	2.4		
VII	DISEASES OF THE EYE AND ADNEXA (H00-H59)	M	0.0	0.0	0.0	0.0	0.0	0.0	0.0	0.0	0.0	0.0	0.0	0.0		
		F	0.0	0.0	0.0	0.0	0.0	0.0	0.0	0.0	0.0	0.0	0.0	0.0		
		T	0.0	0.0	0.0	0.0	0.0	0.0	0.0	0.0	0.0	0.0	0.0	0.0		
VIII	DISEASES OF THE EAR AND MASTOID PROCESS (H60-H95)	M	0.0	0.0	0.0	0.0	0.0	0.0	0.0	0.0	0.0	0.0	0.0	0.0		
		F	0.0	0.0	0.0	0.0	0.0	0.0	0.0	0.0	0.0	0.0	0.0	0.0		
		T	0.0	0.0	0.0	0.0	0.0	0.0	0.0	0.0	0.0	0.0	0.0	0.0		
IX	DISEASES OF THE CIRCULATORY SYSTEM (I00-I99)	M	7.7	10.5	7.4	12.8	16.3	16.2	39.0	34.4	33.1	37.9	21.6	27.9		
		F	9.1	0.0	0.0	17.2	23.9	26.8	33.0	27.4	30.9	34.7	25.7	27.5		
		T	8.2	10.5	6.3	14.5	18.8	19.9	37.2	31.7	32.3	36.9	23.5	27.7		
X	DISEASES OF THE RESPIRATORY SYSTEM (J00-J98)	M	11.5	21.1	11.1	6.4	3.1	5.2	7.0	6.7	12.0	17.7	12.3	10.0		
		F	13.6	0.0	20.0	3.4	6.5	8.5	14.6	12.6	17.3	19.0	12.8	13.4		
		T	12.3	21.1	12.5	5.3	4.2	6.4	9.4	9.0	13.9	18.2	12.5	11.2		
XI	DISEASES OF THE DIGESTIVE SYSTEM (K00-K92)	M	5.1	5.3	3.7	6.4	13.3	14.9	16.2	18.7	18.3	13.3	17.5	14.8		
		F	2.3	0.0	20.0	6.9	2.2	14.6	10.7	0.0	2.5	5.0	4.1	5.3		
		T	4.1	5.3	6.3	6.6	9.7	14.8	14.5	11.3	12.6	10.6	11.3	11.4		
XII	DISEASES OF THE SKIN AND SUBCUTANEOUS TISSUE (L00-L98)	M	0.0	0.0	0.0	0.0	0.0	0.0	0.0	0.0	0.0	0.0	0.0	0.0		
		F	0.0	0.0	0.0	0.0	0.0	0.0	0.0	0.0	0.0	0.0	0.0	0.0		
		T	0.0	0.0	0.0	0.0	0.0	0.0	0.0	0.0	0.0	0.0	0.0	0.0		
XIII	DISEASES OF THE MUSCULOSKELETAL SYSTEM AND CONNECTIVE TISSUE (M00-M99)	M	0.0	0.0	0.0	0.0	0.0	0.0	0.0	0.0	0.0	0.0	0.0	0.0		
		F	0.0	0.0	0.0	0.0	0.0	1.2	0.0	0.0	0.0	0.8	0.0	0.3		
		T	0.0	0.0	0.0	0.0	0.0	0.4	0.0	0.0	0.0	0.3	0.0	0.1		
XIV	DISEASES OF THE GENITOURINARY SYSTEM (N00-N99)	M	0.0	0.0	0.0	0.0	2.0	1.9	1.3	3.3	3.5	1.6	5.8	2.4		
		F	0.0	0.0	20.0	3.4	2.2	3.7	3.9	3.0	3.7	5.0	3.4	3.5		
		T	0.0	0.0	3.1	1.3	2.1	2.5	2.1	3.2	3.6	2.7	4.7	2.8		
XV	PREGNANCY, CHILDBIRTH AND THE PUERPERIUM (O00-O99)	F	0.0	0.0	0.0	3.4	2.2	1.2	1.0	0.0	0.0	0.0	0.0	0.5		
		T	0.0	0.0	0.0	1.3	0.7	0.4	0.3	0.0	0.0	0.0	0.0	0.2		
XVI	CERTAIN CONDITIONS ORIGINATING IN THE PERINATAL PERIOD (P00-P96)	M	35.9	0.0	0.0	0.0	0.0	0.0	0.0	0.0	0.0	0.0	4.7	2.5		
		F	45.5	0.0	0.0	0.0	0.0	0.0	0.0	0.0	0.0	0.0	10.8	4.5		
		T	39.3	0.0	0.0	0.0	0.0	0.0	0.0	0.0	0.0	0.0	7.5	3.3		
XVII	CONGENITAL MALFORMATIONS, DEFORMATIONS AND CHROMOSOMAL ABNORMALITIES (Q00-Q99)	M	3.8	0.0	0.0	0.0	0.0	0.0	0.0	0.0	0.7	0.8	3.5	0.8		
		F	2.3	0.0	0.0	3.4	2.2	0.0	1.9	0.0	0.0	1.7	1.4	1.1		
		T	3.3	0.0	0.0	1.3	0.7	0.0	0.6	0.0	0.4	1.1	2.5	0.9		
XVIII	SYMPTOMS, SIGNS AND ABNORMAL CLINICAL AND LABORATORY FINDINGS N.E.C. (R00-R99)	M	2.6	5.3	3.7	2.1	2.0	3.9	2.2	3.3	3.5	3.2	7.6	3.6		
		F	0.0	0.0	0.0	0.0	4.3	0.0	1.9	30.4	9.9	10.7	8.1	9.8		
		T	1.6	5.3	3.1	1.3	2.8	2.5	2.1	14.0	5.8	5.7	7.8	5.8		
XIX	INJURY, POISONING AND CERTAIN OTHER CONSEQUENCES OF EXTERNAL CAUSES (S00-T98)	M	6.4	10.5	3.7	25.5	24.5	7.8	9.2	8.6	4.9	4.0	11.1	9.2		
		F	2.3	0.0	0.0	34.5	19.6	4.9	4.9	2.2	4.9	3.3	9.5	6.8		
		T	4.9	10.5	3.1	28.9	22.9	6.8	7.9	6.1	4.9	3.8	10.3	8.4		
ALL CAUSES		M	100.0	100.0	100.0	100.0	100.0	100.0	100.0	100.0	100.0	100.0	100.0	100.0		
		F	100.0	0.0	100.0	100.0	100.0	100.0	100.0	100.0	100.0	100.0	100.0	100.0		
		T	100.0	100.0	100.0	100.0	100.0	100.0	100.0	100.0	100.0	100.0	100.0	100.0		

TABLE 8.21 : PERCENTAGE DISTRIBUTION OF MEDICALLY CERTIFIED DEATHS BY AGE, SEX AND MAJOR CAUSE GROUPS (BASED UPON TENTH REVISION OF ICD) DURING 2011

UTTARAKHAND

Major Group No.	CAUSE OF DEATH	Sex	AGE GROUPS												N.S.	TOTAL
			<1	1-4	5-14	15-24	25-34	35-44	45-54	55-64	65-69	70+				
1	2	3	4	5	6	7	8	9	10	11	12	13	14	15		
I	CERTAIN INFECTIOUS AND PARASITIC DISEASES (A00-B99)	M	16.3	22.2	45.0	42.3	21.3	25.2	17.5	12.0	12.5	11.3	24.7	20.6		
		F	10.4	28.6	46.7	41.8	25.0	30.4	19.4	7.1	16.7	8.4	9.4	18.7		
		T	13.9	24.6	45.7	42.1	22.6	26.5	18.1	10.6	14.1	9.8	20.4	19.9		
II	NEOPLASMS (C00-D48)	M	0.0	0.0	0.0	0.0	3.4	3.7	14.3	11.0	20.8	8.5	11.1	6.5		
		F	0.0	0.0	0.0	1.8	2.1	2.2	16.4	23.8	26.7	5.9	15.6	7.0		
		T	0.0	0.0	0.0	0.8	2.9	3.3	14.9	14.8	23.1	7.1	12.4	6.7		
III	DISEASES OF BLOOD & BLOOD FORMING ORGANS & CERTAIN DISORDERS INVOLVING THE IMMUNE MECHANISM (D50-D89)	M	0.5	0.0	5.0	1.4	1.1	0.0	1.3	0.0	0.0	0.9	0.0	0.8		
		F	0.0	0.0	6.7	1.8	2.1	2.2	0.0	2.4	3.3	1.7	6.3	1.8		
		T	0.3	0.0	5.7	1.6	1.5	0.6	0.9	0.7	1.3	1.3	1.8	1.1		
IV	ENDOCRINE, NUTRITIONAL AND METABOLIC DISEASES (E00-E89)	M	0.0	5.6	7.5	0.0	0.0	0.0	3.9	7.0	2.1	5.7	3.7	2.7		
		F	0.7	4.8	3.3	0.0	2.1	8.7	6.0	4.8	10.0	10.1	0.0	4.6		
		T	0.3	5.3	5.7	0.0	0.7	2.2	4.5	6.3	5.1	8.0	2.7	3.4		
V	MENTAL AND BEHAVIOURAL DISORDERS (F01-F99)	M	0.0	0.0	0.0	0.0	0.0	0.0	0.0	0.0	0.0	0.0	0.0	0.0		
		F	0.0	0.0	0.0	0.0	0.0	0.0	0.0	0.0	0.0	0.0	0.0	0.0		
		T	0.0	0.0	0.0	0.0	0.0	0.0	0.0	0.0	0.0	0.0	0.0	0.0		
VI	DISEASES OF THE NERVOUS SYSTEM (G00-G98)	M	2.6	16.7	2.5	5.6	5.6	0.7	1.3	0.0	0.0	1.9	3.7	2.7		
		F	0.7	9.5	0.0	9.1	4.2	4.3	4.5	2.4	3.3	2.5	0.0	3.2		
		T	1.8	14.0	1.4	7.1	5.1	1.7	2.3	0.7	1.3	2.2	2.7	2.9		
VII	DISEASES OF THE EYE AND ADNEXA (H00-H59)	M	0.0	0.0	0.0	0.0	0.0	0.0	0.0	0.0	0.0	0.0	0.0	0.0		
		F	0.0	0.0	0.0	0.0	0.0	0.0	0.0	0.0	0.0	0.0	0.0	0.0		
		T	0.0	0.0	0.0	0.0	0.0	0.0	0.0	0.0	0.0	0.0	0.0	0.0		
VIII	DISEASES OF THE EAR AND MASTOID PROCESS (H60-H95)	M	0.0	0.0	0.0	0.0	0.0	0.0	0.0	0.0	0.0	0.0	0.0	0.0		
		F	0.0	0.0	0.0	0.0	0.0	0.0	0.0	0.0	0.0	0.0	0.0	0.0		
		T	0.0	0.0	0.0	0.0	0.0	0.0	0.0	0.0	0.0	0.0	0.0	0.0		
IX	DISEASES OF THE CIRCULATORY SYSTEM (I00-I99)	M	1.5	0.0	2.5	2.8	4.5	11.9	26.6	31.0	31.3	34.9	12.3	15.2		
		F	0.7	4.8	0.0	7.3	6.3	8.7	23.9	28.6	20.0	28.6	9.4	13.4		
		T	1.2	1.8	1.4	4.8	5.1	11.0	25.8	30.3	26.9	31.6	11.5	14.5		
X	DISEASES OF THE RESPIRATORY SYSTEM (J00-J98)	M	13.3	30.6	5.0	7.0	3.4	2.2	3.2	4.0	10.4	2.8	6.2	6.8		
		F	20.0	14.3	3.3	1.8	6.3	4.3	3.0	2.4	6.7	12.6	18.8	10.1		
		T	16.0	24.6	4.3	4.8	4.4	2.8	3.2	3.5	9.0	8.0	9.7	8.0		
XI	DISEASES OF THE DIGESTIVE SYSTEM (K00-K92)	M	0.5	2.8	2.5	4.2	27.0	31.1	18.8	21.0	6.3	4.7	18.5	13.7		
		F	0.7	4.8	0.0	1.8	6.3	15.2	6.0	11.9	6.7	1.7	3.1	4.3		
		T	0.6	3.5	1.4	3.2	19.7	27.1	14.9	18.3	6.4	3.1	14.2	10.2		
XII	DISEASES OF THE SKIN AND SUBCUTANEOUS TISSUE (L00-L98)	M	0.5	0.0	0.0	0.0	0.0	0.0	0.0	0.0	0.0	0.0	0.0	0.1		
		F	0.0	0.0	0.0	0.0	0.0	0.0	0.0	0.0	0.0	0.0	0.0	0.0		
		T	0.3	0.0	0.0	0.0	0.0	0.0	0.0	0.0	0.0	0.0	0.0	0.1		
XIII	DISEASES OF THE MUSCULOSKELETAL SYSTEM AND CONNECTIVE TISSUE (M00-M99)	M	0.0	0.0	0.0	0.0	0.0	0.0	0.0	1.0	2.1	0.0	0.0	0.2		
		F	0.0	0.0	3.3	1.8	0.0	0.0	0.0	0.0	0.0	0.8	0.0	0.5		
		T	0.0	0.0	1.4	0.8	0.0	0.0	0.0	0.7	1.3	0.4	0.0	0.3		
XIV	DISEASES OF THE GENITOURINARY SYSTEM (N00-N99)	M	0.0	2.8	2.5	4.2	6.7	4.4	3.2	3.0	4.2	5.7	3.7	3.4		
		F	0.7	0.0	0.0	1.8	8.3	6.5	9.0	9.5	3.3	3.4	3.1	4.0		
		T	0.3	1.8	1.4	3.2	7.3	5.0	5.0	4.9	3.8	4.4	3.5	3.6		
XV	PREGNANCY, CHILDBIRTH AND THE PUERPERIUM (O00-O99)	F	0.0	0.0	0.0	21.8	29.2	4.3	4.5	0.0	0.0	0.0	12.5	5.6		
		T	0.0	0.0	0.0	9.5	10.2	1.1	1.4	0.0	0.0	0.0	3.5	2.1		
XVI	CERTAIN CONDITIONS ORIGINATING IN THE PERINATAL PERIOD (P00-P96)	M	53.1	0.0	0.0	0.0	0.0	0.0	0.0	0.0	0.0	0.0	0.0	9.8		
		F	55.6	0.0	0.0	0.0	0.0	0.0	0.0	0.0	0.0	0.0	0.0	12.0		
		T	54.1	0.0	0.0	0.0	0.0	0.0	0.0	0.0	0.0	0.0	0.0	10.6		
XVII	CONGENITAL MALFORMATIONS, DEFORMATIONS AND CHROMOSOMAL ABNORMALITIES (Q00-Q99)	M	2.6	0.0	0.0	0.0	0.0	0.0	0.0	0.0	0.0	0.0	0.0	0.5		
		F	1.5	0.0	0.0	0.0	0.0	0.0	0.0	0.0	0.0	0.0	0.0	0.3		
		T	2.1	0.0	0.0	0.0	0.0	0.0	0.0	0.0	0.0	0.0	0.0	0.4		
XVIII	SYMPTOMS, SIGNS AND ABNORMAL CLINICAL AND LABORATORY FINDINGS N.E.C. (R00-R99)	M	8.7	11.1	15.0	15.5	12.4	8.9	3.2	8.0	4.2	21.7	13.6	10.4		
		F	6.7	28.6	23.3	3.6	4.2	6.5	7.5	2.4	3.3	23.5	12.5	10.9		
		T	7.9	17.5	18.6	10.3	9.5	8.3	4.5	6.3	3.8	22.7	13.3	10.6		
XIX	INJURY, POISONING AND CERTAIN OTHER CONSEQUENCES OF EXTERNAL CAUSES (S00-T98)	M	0.5	8.3	12.5	16.9	14.6	11.9	6.5	2.0	6.3	1.9	2.5	6.5		
		F	2.2	4.8	13.3	5.5	4.2	6.5	0.0	4.8	0.0	0.8	9.4	3.5		
		T	1.2	7.0	12.9	11.9	10.9	10.5	4.5	2.8	3.8	1.3	4.4	5.4		
ALL CAUSES		M	100.0	100.0	100.0	100.0	100.0	100.0	100.0	100.0	100.0	100.0	100.0	100.0		
		F	100.0	100.0	100.0	100.0	100.0	100.0	100.0	100.0	100.0	100.0	100.0	100.0		
		T	100.0	100.0	100.0	100.0	100.0	100.0	100.0	100.0	100.0	100.0	100.0	100.0		

TABLE 8.22 : PERCENTAGE DISTRIBUTION OF MEDICALLY CERTIFIED DEATHS BY AGE, SEX AND MAJOR CAUSE GROUPS (BASED UPON TENTH REVISION OF ICD) DURING 2011

MIZORAM

Major Group No.	CAUSE OF DEATH	Sex	AGE GROUPS												N.S.	TOTAL
			<1	1-4	5-14	15-24	25-34	35-44	45-54	55-64	65-69	70+				
1	2	3	4	5	6	7	8	9	10	11	12	13	14	15		
I	CERTAIN INFECTIOUS AND PARASITIC DISEASES (A00-B99)	M	20.8	32.1	47.8	31.3	31.0	24.3	17.3	10.6	1.5	8.5	33.3	20.8		
		F	29.2	0.0	44.4	27.9	37.5	22.2	25.0	5.6	11.6	11.5	0.0	23.6		
		T	24.6	32.1	46.9	30.4	32.8	23.8	18.9	9.1	5.6	9.7	33.3	21.7		
II	NEOPLASMS (C00-D48)	M	0.3	0.0	6.5	0.9	2.3	5.9	13.9	24.4	36.9	14.7	33.3	8.9		
		F	1.3	0.0	0.0	4.7	3.8	9.9	17.2	26.4	27.9	14.5	0.0	9.3		
		T	0.7	0.0	4.7	1.9	2.7	6.9	14.6	25.0	33.3	14.6	33.3	9.0		
III	DISEASES OF BLOOD & BLOOD FORMING ORGANS & CERTAIN DISORDERS INVOLVING THE IMMUNE MECHANISM (D50-D89)	M	0.3	1.8	0.0	0.9	1.9	0.9	0.4	0.0	0.0	1.7	0.0	0.8		
		F	0.0	0.0	0.0	9.3	6.3	2.5	0.0	1.4	0.0	0.0	0.0	1.4		
		T	0.1	1.8	0.0	3.2	3.0	1.3	0.3	0.4	0.0	1.0	0.0	1.0		
IV	ENDOCRINE, NUTRITIONAL AND METABOLIC DISEASES (E00-E89)	M	0.0	3.6	0.0	0.0	1.4	3.2	5.1	6.7	4.6	5.1	0.0	2.8		
		F	0.3	0.0	0.0	0.0	0.0	2.5	4.7	8.3	4.7	8.4	0.0	3.0		
		T	0.1	3.6	0.0	0.0	1.0	3.0	5.0	7.1	4.6	6.5	0.0	2.9		
V	MENTAL AND BEHAVIOURAL DISORDERS (F01-F99)	M	0.0	0.0	0.0	2.6	5.1	7.7	0.8	1.1	3.1	0.6	0.0	2.2		
		F	0.6	0.0	5.6	0.0	2.5	1.2	1.6	1.4	0.0	3.1	0.0	1.4		
		T	0.3	0.0	1.6	1.9	4.4	5.9	1.0	1.2	1.9	1.6	0.0	2.0		
VI	DISEASES OF THE NERVOUS SYSTEM (G00-G98)	M	11.6	10.7	10.9	0.9	1.4	0.0	1.3	0.0	1.5	1.1	0.0	3.8		
		F	11.4	0.0	5.6	2.3	1.3	0.0	0.0	2.8	4.7	0.8	0.0	5.1		
		T	11.5	10.7	9.4	1.3	1.4	0.0	1.0	0.8	2.8	1.0	0.0	4.3		
VII	DISEASES OF THE EYE AND ADNEXA (H00-H59)	M	0.0	0.0	0.0	0.0	0.0	0.0	0.0	0.0	0.0	0.0	0.0	0.0		
		F	0.0	0.0	0.0	0.0	0.0	0.0	0.0	0.0	0.0	0.0	0.0	0.0		
		T	0.0	0.0	0.0	0.0	0.0	0.0	0.0	0.0	0.0	0.0	0.0	0.0		
VIII	DISEASES OF THE EAR AND MASTOID PROCESS (H60-H95)	M	0.0	0.0	0.0	0.0	0.0	0.0	0.0	0.0	0.0	0.0	0.0	0.0		
		F	0.0	0.0	0.0	0.0	0.0	0.0	0.0	0.0	0.0	0.0	0.0	0.0		
		T	0.0	0.0	0.0	0.0	0.0	0.0	0.0	0.0	0.0	0.0	0.0	0.0		
IX	DISEASES OF THE CIRCULATORY SYSTEM (I00-I99)	M	2.6	8.9	4.3	15.7	12.5	10.4	18.1	16.7	21.5	27.7	33.3	13.1		
		F	2.9	0.0	16.7	14.0	7.5	7.4	18.8	19.4	20.9	15.3	0.0	10.1		
		T	2.8	8.9	7.8	15.2	11.1	9.6	18.3	17.5	21.3	22.4	33.3	12.1		
X	DISEASES OF THE RESPIRATORY SYSTEM (J00-J98)	M	19.7	28.6	10.9	10.4	8.3	5.4	9.3	13.3	16.9	26.0	0.0	14.2		
		F	17.5	0.0	16.7	11.6	5.0	4.9	10.9	18.1	14.0	35.9	0.0	17.0		
		T	18.8	28.6	12.5	10.8	7.4	5.3	9.6	14.7	15.7	30.2	0.0	15.1		
XI	DISEASES OF THE DIGESTIVE SYSTEM (K00-K92)	M	1.1	3.6	2.2	13.0	13.4	27.5	20.3	14.4	3.1	3.4	0.0	11.4		
		F	2.3	0.0	0.0	9.3	15.0	22.2	12.5	8.3	4.7	3.8	0.0	7.4		
		T	1.6	3.6	1.6	12.0	13.9	26.1	18.6	12.7	3.7	3.6	0.0	10.1		
XII	DISEASES OF THE SKIN AND SUBCUTANEOUS TISSUE (L00-L98)	M	0.0	0.0	0.0	0.0	0.5	0.0	0.0	0.6	0.0	0.0	0.0	0.1		
		F	0.0	0.0	0.0	0.0	0.0	0.0	0.0	0.0	0.0	0.0	0.0	0.0		
		T	0.0	0.0	0.0	0.0	0.3	0.0	0.0	0.4	0.0	0.0	0.0	0.1		
XIII	DISEASES OF THE MUSCULOSKELETAL SYSTEM AND CONNECTIVE TISSUE (M00-M99)	M	0.0	0.0	0.0	0.0	0.0	0.0	0.0	0.0	0.0	0.0	0.0	0.0		
		F	0.0	0.0	0.0	2.3	6.3	0.0	0.0	0.0	0.0	0.0	0.0	0.7		
		T	0.0	0.0	0.0	0.6	1.7	0.0	0.0	0.0	0.0	0.0	0.0	0.2		
XIV	DISEASES OF THE GENITOURINARY SYSTEM (N00-N99)	M	0.8	0.0	2.2	4.3	2.8	5.0	6.3	6.7	6.2	6.2	0.0	4.0		
		F	1.6	0.0	11.1	9.3	6.3	18.5	6.3	2.8	9.3	1.5	0.0	5.1		
		T	1.2	0.0	4.7	5.7	3.7	8.6	6.3	5.6	7.4	4.2	0.0	4.4		
XV	PREGNANCY, CHILDBIRTH AND THE PUERPERIUM (O00-O99)	F	0.0	0.0	0.0	0.0	1.3	0.0	0.0	0.0	0.0	0.0	0.0	0.1		
		T	0.0	0.0	0.0	0.0	0.3	0.0	0.0	0.0	0.0	0.0	0.0	0.0		
XVI	CERTAIN CONDITIONS ORIGINATING IN THE PERINATAL PERIOD (P00-P96)	M	36.3	0.0	0.0	0.0	0.0	0.0	0.0	0.0	0.0	0.0	0.0	8.1		
		F	29.9	0.0	0.0	0.0	0.0	0.0	0.0	0.0	0.0	0.0	0.0	11.0		
		T	33.4	0.0	0.0	0.0	0.0	0.0	0.0	0.0	0.0	0.0	0.0	9.1		
XVII	CONGENITAL MALFORMATIONS, DEFORMATIONS AND CHROMOSOMAL ABNORMALITIES (Q00-Q99)	M	1.1	0.0	2.2	0.9	0.0	0.5	0.0	0.0	0.0	0.0	0.0	0.4		
		F	0.6	0.0	0.0	0.0	0.0	0.0	0.0	1.4	0.0	0.0	0.0	0.4		
		T	0.9	0.0	1.6	0.6	0.0	0.3	0.0	0.4	0.0	0.0	0.0	0.4		
XVIII	SYMPTOMS, SIGNS AND ABNORMAL CLINICAL AND LABORATORY FINDINGS N.E.C. (R00-R99)	M	4.5	5.4	2.2	6.1	7.4	4.1	5.5	4.4	0.0	2.8	0.0	4.7		
		F	1.6	0.0	0.0	2.3	3.8	6.2	3.1	2.8	2.3	5.3	0.0	3.1		
		T	3.2	5.4	1.6	5.1	6.4	4.6	5.0	4.0	0.9	3.9	0.0	4.1		
XIX	INJURY, POISONING AND CERTAIN OTHER CONSEQUENCES OF EXTERNAL CAUSES (S00-T98)	M	1.1	5.4	10.9	13.0	12.0	5.4	1.7	1.1	4.6	2.3	0.0	4.6		
		F	0.6	0.0	0.0	7.0	3.8	2.5	0.0	1.4	0.0	0.0	0.0	1.3		
		T	0.9	5.4	7.8	11.4	9.8	4.6	1.3	1.2	2.8	1.3	0.0	3.5		
ALL CAUSES		M	100.0	100.0	100.0	100.0	100.0	100.0	100.0	100.0	100.0	100.0	100.0	100.0		
		F	100.0	0.0	100.0	100.0	100.0	100.0	100.0	100.0	100.0	100.0	0.0	100.0		
		T	100.0	100.0	100.0	100.0	100.0	100.0	100.0	100.0	100.0	100.0	100.0	100.0		

TABLE 8.23 : PERCENTAGE DISTRIBUTION OF MEDICALLY CERTIFIED DEATHS BY AGE, SEX AND MAJOR CAUSE GROUPS (BASED UPON TENTH REVISION OF ICD) DURING 2011

NAGALAND

Major Group No.	CAUSE OF DEATH	Sex	AGE GROUPS											N.S.	TOTAL
			<1	1-4	5-14	15-24	25-34	35-44	45-54	55-64	65-69	70+			
1	2	3	4	5	6	7	8	9	10	11	12	13	14	15	
I	CERTAIN INFECTIOUS AND PARASITIC DISEASES (A00-B99)	M	11.1	0.0	0.0	0.0	0.0	6.7	5.9	11.8	6.7	7.1	100.0	8.3	
		F	0.0	0.0	0.0	100.0	0.0	0.0	0.0	33.3	9.1	0.0	0.0	7.4	
		T	7.7	0.0	0.0	20.0	0.0	3.8	3.8	17.4	7.7	5.3	100.0	8.0	
II	NEOPLASMS (C00-D48)	M	0.0	0.0	0.0	0.0	0.0	6.7	5.9	0.0	13.3	7.1	0.0	4.6	
		F	0.0	0.0	0.0	0.0	0.0	0.0	11.1	0.0	0.0	20.0	0.0	3.7	
		T	0.0	0.0	0.0	0.0	0.0	3.8	7.7	0.0	7.7	10.5	0.0	4.3	
III	DISEASES OF BLOOD & BLOOD FORMING ORGANS & CERTAIN DISORDERS INVOLVING THE IMMUNE MECHANISM (D50-D89)	M	0.0	0.0	0.0	0.0	0.0	0.0	5.9	11.8	0.0	0.0	0.0	2.8	
		F	0.0	0.0	0.0	0.0	0.0	0.0	0.0	0.0	9.1	0.0	0.0	1.9	
		T	0.0	0.0	0.0	0.0	0.0	0.0	3.8	8.7	3.8	0.0	0.0	2.5	
IV	ENDOCRINE, NUTRITIONAL AND METABOLIC DISEASES (E00-E89)	M	0.0	0.0	0.0	0.0	0.0	0.0	5.9	5.9	13.3	14.3	0.0	5.6	
		F	0.0	0.0	0.0	0.0	0.0	9.1	0.0	16.7	0.0	0.0	0.0	3.7	
		T	0.0	0.0	0.0	0.0	0.0	3.8	3.8	8.7	7.7	10.5	0.0	4.9	
V	MENTAL AND BEHAVIOURAL DISORDERS (F01-F99)	M	0.0	0.0	0.0	0.0	0.0	0.0	0.0	0.0	0.0	0.0	0.0	0.0	
		F	0.0	0.0	0.0	0.0	0.0	0.0	0.0	0.0	0.0	0.0	0.0	0.0	
		T	0.0	0.0	0.0	0.0	0.0	0.0	0.0	0.0	0.0	0.0	0.0	0.0	
VI	DISEASES OF THE NERVOUS SYSTEM (G00-G98)	M	0.0	0.0	0.0	0.0	10.0	13.3	11.8	17.6	20.0	7.1	0.0	11.1	
		F	0.0	0.0	0.0	0.0	20.0	9.1	22.2	16.7	9.1	20.0	0.0	13.0	
		T	0.0	0.0	0.0	0.0	13.3	11.5	15.4	17.4	15.4	10.5	0.0	11.7	
VII	DISEASES OF THE EYE AND ADNEXA (H00-H59)	M	0.0	0.0	0.0	0.0	0.0	0.0	0.0	0.0	0.0	0.0	0.0	0.0	
		F	0.0	0.0	0.0	0.0	0.0	0.0	0.0	0.0	0.0	0.0	0.0	0.0	
		T	0.0	0.0	0.0	0.0	0.0	0.0	0.0	0.0	0.0	0.0	0.0	0.0	
VIII	DISEASES OF THE EAR AND MASTOID PROCESS (H60-H95)	M	0.0	0.0	0.0	0.0	0.0	0.0	0.0	0.0	0.0	0.0	0.0	0.0	
		F	0.0	0.0	0.0	0.0	0.0	0.0	0.0	0.0	0.0	0.0	0.0	0.0	
		T	0.0	0.0	0.0	0.0	0.0	0.0	0.0	0.0	0.0	0.0	0.0	0.0	
IX	DISEASES OF THE CIRCULATORY SYSTEM (I00-I99)	M	0.0	0.0	0.0	0.0	30.0	20.0	17.6	29.4	13.3	21.4	0.0	17.6	
		F	0.0	0.0	0.0	0.0	40.0	27.3	33.3	0.0	27.3	0.0	0.0	20.4	
		T	0.0	0.0	0.0	0.0	33.3	23.1	23.1	21.7	19.2	15.8	0.0	18.5	
X	DISEASES OF THE RESPIRATORY SYSTEM (J00-J98)	M	22.2	0.0	33.3	25.0	20.0	6.7	5.9	5.9	13.3	14.3	0.0	12.0	
		F	25.0	0.0	0.0	0.0	0.0	18.2	22.2	16.7	9.1	20.0	0.0	14.8	
		T	23.1	0.0	20.0	20.0	13.3	11.5	11.5	8.7	11.5	15.8	0.0	13.0	
XI	DISEASES OF THE DIGESTIVE SYSTEM (K00-K92)	M	0.0	0.0	0.0	50.0	20.0	26.7	5.9	11.8	13.3	14.3	0.0	13.9	
		F	0.0	0.0	0.0	0.0	20.0	18.2	0.0	16.7	9.1	20.0	0.0	11.1	
		T	0.0	0.0	0.0	40.0	20.0	23.1	3.8	13.0	11.5	15.8	0.0	13.0	
XII	DISEASES OF THE SKIN AND SUBCUTANEOUS TISSUE (L00-L98)	M	0.0	0.0	0.0	0.0	0.0	0.0	0.0	0.0	0.0	0.0	0.0	0.0	
		F	0.0	0.0	0.0	0.0	0.0	0.0	0.0	0.0	0.0	0.0	0.0	0.0	
		T	0.0	0.0	0.0	0.0	0.0	0.0	0.0	0.0	0.0	0.0	0.0	0.0	
XIII	DISEASES OF THE MUSCULOSKELETAL SYSTEM AND CONNECTIVE TISSUE (M00-M99)	M	0.0	0.0	0.0	0.0	0.0	0.0	0.0	0.0	0.0	0.0	0.0	0.0	
		F	0.0	0.0	0.0	0.0	0.0	0.0	0.0	0.0	0.0	0.0	0.0	0.0	
		T	0.0	0.0	0.0	0.0	0.0	0.0	0.0	0.0	0.0	0.0	0.0	0.0	
XIV	DISEASES OF THE GENITOURINARY SYSTEM (N00-N99)	M	0.0	0.0	0.0	25.0	0.0	13.3	17.6	0.0	6.7	14.3	0.0	8.3	
		F	0.0	0.0	0.0	0.0	0.0	0.0	11.1	0.0	27.3	20.0	0.0	9.3	
		T	0.0	0.0	0.0	20.0	0.0	7.7	15.4	0.0	15.4	15.8	0.0	8.6	
XV	PREGNANCY, CHILDBIRTH AND THE PUERPERIUM (O00-O99)	F	0.0	0.0	0.0	0.0	0.0	0.0	0.0	0.0	0.0	0.0	0.0	0.0	
		T	0.0	0.0	0.0	0.0	0.0	0.0	0.0	0.0	0.0	0.0	0.0	0.0	
XVI	CERTAIN CONDITIONS ORIGINATING IN THE PERINATAL PERIOD (P00-P96)	M	55.6	0.0	0.0	0.0	0.0	0.0	0.0	0.0	0.0	0.0	0.0	4.6	
		F	75.0	0.0	0.0	0.0	0.0	0.0	0.0	0.0	0.0	0.0	0.0	5.6	
		T	61.5	0.0	0.0	0.0	0.0	0.0	0.0	0.0	0.0	0.0	0.0	4.9	
XVII	CONGENITAL MALFORMATIONS, DEFORMATIONS AND CHROMOSOMAL ABNORMALITIES (Q00-Q99)	M	0.0	0.0	0.0	0.0	0.0	0.0	0.0	0.0	0.0	0.0	0.0	0.0	
		F	0.0	0.0	0.0	0.0	0.0	0.0	0.0	0.0	0.0	0.0	0.0	0.0	
		T	0.0	0.0	0.0	0.0	0.0	0.0	0.0	0.0	0.0	0.0	0.0	0.0	
XVIII	SYMPTOMS, SIGNS AND ABNORMAL CLINICAL AND LABORATORY FINDINGS N.E.C. (R00-R99)	M	0.0	0.0	0.0	0.0	0.0	0.0	0.0	0.0	0.0	0.0	0.0	0.0	
		F	0.0	0.0	0.0	0.0	0.0	0.0	0.0	0.0	0.0	0.0	0.0	0.0	
		T	0.0	0.0	0.0	0.0	0.0	0.0	0.0	0.0	0.0	0.0	0.0	0.0	
XIX	INJURY, POISONING AND CERTAIN OTHER CONSEQUENCES OF EXTERNAL CAUSES (S00-T98)	M	11.1	100.0	66.7	0.0	20.0	6.7	17.6	5.9	0.0	0.0	0.0	11.1	
		F	0.0	0.0	100.0	0.0	20.0	18.2	0.0	0.0	0.0	0.0	0.0	9.3	
		T	7.7	100.0	80.0	0.0	20.0	11.5	11.5	4.3	0.0	0.0	0.0	10.5	
ALL CAUSES		M	100.0	100.0	100.0	100.0	100.0	100.0	100.0	100.0	100.0	100.0	100.0	100.0	
		F	100.0	0.0	100.0	100.0	100.0	100.0	100.0	100.0	100.0	100.0	0.0	100.0	
		T	100.0	100.0	100.0	100.0	100.0	100.0	100.0	100.0	100.0	100.0	100.0	100.0	

TABLE 8.24 : PERCENTAGE DISTRIBUTION OF MEDICALLY CERTIFIED DEATHS BY AGE, SEX AND MAJOR CAUSE GROUPS (BASED UPON TENTH REVISION OF ICD) DURING 2011

ODISHA

Major Group No.	CAUSE OF DEATH	Sex	AGE GROUPS												N.S.	TOTAL
			<1	1-4	5-14	15-24	25-34	35-44	45-54	55-64	65-69	70+				
1	2	3	4	5	6	7	8	9	10	11	12	13	14	15		
I	CERTAIN INFECTIOUS AND PARASITIC DISEASES (A00-B99)	M	2.0	32.3	28.0	26.3	24.5	22.6	19.2	16.1	12.5	11.2	0.0	16.1		
		F	1.4	36.1	28.7	19.5	23.3	20.9	19.7	15.4	13.0	11.1	0.0	15.9		
		T	1.8	34.0	28.3	22.8	24.0	22.0	19.4	15.9	12.7	11.2	0.0	16.0		
II	NEOPLASMS (C00-D48)	M	0.1	2.8	3.6	4.3	3.8	4.7	4.7	4.9	4.7	3.5	0.0	3.6		
		F	0.1	2.5	3.2	2.6	3.2	5.8	6.8	5.6	5.4	3.5	0.0	3.8		
		T	0.1	2.7	3.4	3.4	3.5	5.1	5.4	5.1	4.9	3.5	0.0	3.7		
III	DISEASES OF BLOOD & BLOOD FORMING ORGANS & CERTAIN DISORDERS INVOLVING THE IMMUNE MECHANISM (D50-D89)	M	0.4	10.3	9.5	6.2	3.3	2.4	1.6	1.7	1.1	1.1	0.0	2.3		
		F	0.3	9.3	12.0	6.6	5.7	4.7	3.5	1.9	1.7	2.2	0.0	3.7		
		T	0.3	9.9	10.7	6.4	4.3	3.2	2.3	1.7	1.3	1.4	0.0	2.8		
IV	ENDOCRINE, NUTRITIONAL AND METABOLIC DISEASES (E00-E89)	M	0.1	1.9	1.2	2.5	1.7	3.3	6.6	10.7	11.9	11.2	0.0	5.9		
		F	0.2	1.5	0.6	1.6	1.8	3.9	6.3	9.5	11.3	9.9	0.0	4.7		
		T	0.1	1.7	0.9	2.0	1.7	3.5	6.5	10.3	11.7	10.7	0.0	5.5		
V	MENTAL AND BEHAVIOURAL DISORDERS (F01-F99)	M	0.0	0.2	0.0	0.1	0.4	0.4	0.4	0.2	0.2	0.2	0.0	0.2		
		F	0.0	0.3	0.0	0.0	0.2	0.0	0.2	0.2	0.1	0.1	0.0	0.1		
		T	0.0	0.3	0.0	0.0	0.3	0.3	0.3	0.2	0.2	0.2	0.0	0.2		
VI	DISEASES OF THE NERVOUS SYSTEM (G00-G98)	M	1.7	18.7	16.4	4.8	4.4	3.5	2.9	2.3	2.2	2.1	0.0	3.5		
		F	1.3	13.6	13.3	4.1	4.4	4.2	3.2	2.5	2.8	2.0	0.0	3.7		
		T	1.6	16.5	15.0	4.4	4.4	3.8	3.0	2.3	2.4	2.1	0.0	3.5		
VII	DISEASES OF THE EYE AND ADNEXA (H00-H59)	M	0.0	0.0	0.0	0.0	0.0	0.0	0.0	0.0	0.0	0.0	0.0	0.0		
		F	0.0	0.0	0.0	0.0	0.0	0.0	0.0	0.0	0.0	0.0	0.0	0.0		
		T	0.0	0.0	0.0	0.0	0.0	0.0	0.0	0.0	0.0	0.0	0.0	0.0		
VIII	DISEASES OF THE EAR AND MASTOID PROCESS (H60-H95)	M	0.0	0.0	0.0	0.0	0.0	0.0	0.0	0.0	0.0	0.0	0.0	0.0		
		F	0.0	0.0	0.0	0.0	0.0	0.0	0.0	0.0	0.0	0.0	0.0	0.0		
		T	0.0	0.0	0.0	0.0	0.0	0.0	0.0	0.0	0.0	0.0	0.0	0.0		
IX	DISEASES OF THE CIRCULATORY SYSTEM (I00-I99)	M	0.4	2.6	7.9	7.3	9.3	14.5	22.3	28.3	34.3	36.1	0.0	18.8		
		F	0.7	3.1	7.5	6.6	10.4	18.0	26.9	34.2	41.3	41.0	0.0	19.5		
		T	0.5	2.8	7.7	6.9	9.8	15.7	23.9	30.2	36.8	37.7	0.0	19.0		
X	DISEASES OF THE RESPIRATORY SYSTEM (J00-J98)	M	2.2	13.6	8.6	3.5	4.4	5.0	5.7	7.3	10.2	13.4	0.0	6.8		
		F	1.8	14.2	8.8	3.6	3.8	4.8	5.9	7.1	9.0	10.0	0.0	5.7		
		T	2.0	13.8	8.7	3.6	4.1	4.9	5.8	7.3	9.8	12.3	0.0	6.4		
XI	DISEASES OF THE DIGESTIVE SYSTEM (K00-K92)	M	0.4	2.6	3.0	4.3	8.7	10.9	11.9	8.1	5.6	4.3	0.0	6.5		
		F	0.3	1.2	2.4	3.0	3.2	5.4	6.4	4.6	3.4	3.8	0.0	3.5		
		T	0.4	2.0	2.7	3.6	6.3	8.9	9.9	6.9	4.8	4.1	0.0	5.4		
XII	DISEASES OF THE SKIN AND SUBCUTANEOUS TISSUE (L00-L98)	M	0.0	0.0	0.0	0.2	0.2	0.2	0.2	0.5	0.4	0.3	0.0	0.2		
		F	0.0	0.6	0.0	0.1	0.2	0.2	0.1	0.3	0.1	0.3	0.0	0.2		
		T	0.0	0.3	0.0	0.2	0.2	0.2	0.2	0.4	0.3	0.3	0.0	0.2		
XIII	DISEASES OF THE MUSCULOSKELETAL SYSTEM AND CONNECTIVE TISSUE (M00-M99)	M	0.0	0.5	0.2	0.4	0.4	0.3	0.3	0.4	0.3	0.3	0.0	0.3		
		F	0.0	0.0	0.0	0.5	0.9	0.3	0.5	0.5	0.4	0.5	0.0	0.4		
		T	0.0	0.3	0.1	0.5	0.6	0.3	0.4	0.4	0.3	0.4	0.0	0.3		
XIV	DISEASES OF THE GENITOURINARY SYSTEM (N00-N99)	M	0.1	1.2	1.5	1.1	1.4	1.2	1.3	1.7	1.7	1.8	0.0	1.3		
		F	0.0	0.6	0.9	0.8	1.4	2.0	2.1	2.0	1.3	1.2	0.0	1.3		
		T	0.1	0.9	1.2	1.0	1.4	1.5	1.6	1.8	1.6	1.6	0.0	1.3		
XV	PREGNANCY, CHILDBIRTH AND THE PUERPERIUM (O00-O99)	F	0.0	0.0	0.0	9.8	11.9	2.4	0.1	0.0	0.0	0.0	0.0	2.7		
		T	0.0	0.0	0.0	5.1	5.3	0.9	0.0	0.0	0.0	0.0	0.0	1.0		
XVI	CERTAIN CONDITIONS ORIGINATING IN THE PERINATAL PERIOD (P00-P96)	M	90.2	0.0	0.0	0.0	0.0	0.0	0.0	0.0	0.0	0.0	0.0	14.5		
		F	91.6	0.0	0.0	0.0	0.0	0.0	0.0	0.0	0.0	0.0	0.0	15.4		
		T	90.7	0.0	0.0	0.0	0.0	0.0	0.0	0.0	0.0	0.0	0.0	14.9		
XVII	CONGENITAL MALFORMATIONS, DEFORMATIONS AND CHROMOSOMAL ABNORMALITIES (Q00-Q99)	M	1.4	2.1	1.6	1.9	2.2	2.1	2.3	2.9	3.1	2.0	0.0	2.2		
		F	1.1	3.1	1.7	1.2	1.2	1.7	2.5	1.7	1.7	3.0	0.0	1.8		
		T	1.2	2.5	1.7	1.5	1.7	2.0	2.4	2.5	2.6	2.4	0.0	2.0		
XVIII	SYMPTOMS, SIGNS AND ABNORMAL CLINICAL AND LABORATORY FINDINGS N.E.C. (R00-R99)	M	0.7	4.2	6.9	13.3	11.7	12.0	10.0	8.5	6.9	7.9	0.0	8.1		
		F	0.8	6.2	8.1	10.6	8.5	9.4	7.5	7.1	4.8	6.7	0.0	6.7		
		T	0.8	5.1	7.4	11.9	10.3	11.1	9.1	8.1	6.2	7.5	0.0	7.6		
XIX	INJURY, POISONING AND CERTAIN OTHER CONSEQUENCES OF EXTERNAL CAUSES (S00-T98)	M	0.2	7.0	11.7	23.8	23.9	16.8	10.7	6.5	4.8	4.6	0.0	9.7		
		F	0.3	7.7	12.9	29.4	19.9	16.5	8.3	7.4	3.7	4.6	0.0	10.9		
		T	0.2	7.3	12.3	26.7	22.2	16.7	9.8	6.8	4.4	4.6	0.0	10.2		
ALL CAUSES		M	100.0	100.0	100.0	100.0	100.0	100.0	100.0	100.0	100.0	100.0	0.0	100.0		
		F	100.0	100.0	100.0	100.0	100.0	100.0	100.0	100.0	100.0	100.0	0.0	100.0		
		T	100.0	100.0	100.0	100.0	100.0	100.0	100.0	100.0	100.0	100.0	0.0	100.0		

TABLE 8.25 : PERCENTAGE DISTRIBUTION OF MEDICALLY CERTIFIED DEATHS BY AGE, SEX AND MAJOR CAUSE GROUPS (BASED UPON TENTH REVISION OF ICD) DURING 2011

PUDUCHERRY

Major Group No.	CAUSE OF DEATH	Sex	AGE GROUPS												N.S.	TOTAL
			<1	1-4	5-14	15-24	25-34	35-44	45-54	55-64	65-69	70+				
1	2	3	4	5	6	7	8	9	10	11	12	13	14	15		
I	CERTAIN INFECTIOUS AND PARASITIC DISEASES (A00-B99)	M	4.2	21.3	34.1	32.9	31.2	22.8	28.4	14.7	13.9	12.9	0.0	17.9		
		F	4.3	30.6	29.5	28.5	37.3	15.1	20.8	15.6	8.7	10.5	0.0	15.9		
		T	4.2	25.2	31.9	30.4	33.9	20.2	25.8	15.0	12.0	11.9	0.0	17.1		
II	NEOPLASMS (C00-D48)	M	0.3	6.7	0.0	2.7	9.8	6.3	2.0	4.9	2.0	1.9	0.0	3.4		
		F	0.4	4.8	1.3	4.3	3.3	3.9	11.0	5.5	4.7	1.6	0.0	4.0		
		T	0.4	6.0	0.6	3.6	7.0	5.5	5.0	5.1	3.0	1.8	0.0	3.7		
III	DISEASES OF BLOOD & BLOOD FORMING ORGANS & CERTAIN DISORDERS INVOLVING THE IMMUNE MECHANISM (D50-D89)	M	1.9	3.4	2.4	6.0	1.9	4.5	1.1	1.5	1.0	0.6	0.0	1.9		
		F	2.1	4.8	10.3	2.7	2.9	1.9	3.0	2.7	1.2	1.1	0.0	2.4		
		T	2.0	4.0	6.3	4.2	2.3	3.6	1.7	1.9	1.1	0.9	0.0	2.1		
IV	ENDOCRINE, NUTRITIONAL AND METABOLIC DISEASES (E00-E89)	M	0.2	0.0	0.0	3.4	0.3	2.4	2.6	3.9	2.9	3.2	0.0	2.4		
		F	2.7	0.0	0.0	2.2	1.7	1.6	3.0	4.4	4.1	3.2	0.0	2.9		
		T	1.3	0.0	0.0	2.7	0.9	2.1	2.7	4.1	3.3	3.2	0.0	2.6		
V	MENTAL AND BEHAVIOURAL DISORDERS (F01-F99)	M	0.0	0.0	0.0	1.3	0.0	0.0	0.3	0.2	0.0	0.0	0.0	0.1		
		F	0.0	0.0	1.3	0.5	0.4	0.4	0.3	0.2	0.0	0.0	0.0	0.2		
		T	0.0	0.0	0.6	0.9	0.2	0.1	0.3	0.2	0.0	0.0	0.0	0.2		
VI	DISEASES OF THE NERVOUS SYSTEM (G00-G98)	M	0.2	2.2	1.2	5.4	0.6	0.8	0.3	0.8	0.5	0.3	0.0	0.7		
		F	0.2	1.6	0.0	3.8	0.4	1.2	3.0	0.2	0.6	0.2	0.0	0.9		
		T	0.2	2.0	0.6	4.5	0.5	0.9	1.2	0.6	0.5	0.3	0.0	0.8		
VII	DISEASES OF THE EYE AND ADNEXA (H00-H59)	M	0.0	0.0	0.0	0.0	0.0	0.0	0.0	0.0	0.0	0.0	0.0	0.0		
		F	0.0	0.0	0.0	0.0	0.0	0.0	0.0	0.0	0.0	0.0	0.0	0.0		
		T	0.0	0.0	0.0	0.0	0.0	0.0	0.0	0.0	0.0	0.0	0.0	0.0		
VIII	DISEASES OF THE EAR AND MASTOID PROCESS (H60-H95)	M	0.0	0.0	0.0	0.0	0.0	0.0	0.0	0.0	0.0	0.0	0.0	0.0		
		F	0.0	0.0	0.0	0.0	0.0	0.0	0.0	0.0	0.0	0.0	0.0	0.0		
		T	0.0	0.0	0.0	0.0	0.0	0.0	0.0	0.0	0.0	0.0	0.0	0.0		
IX	DISEASES OF THE CIRCULATORY SYSTEM (I00-I99)	M	3.4	1.1	9.8	6.7	9.8	19.3	30.0	30.3	37.1	33.3	100.0	23.7		
		F	1.0	3.2	7.7	10.8	9.1	26.0	25.3	31.8	44.3	27.7	88.9	22.2		
		T	2.3	2.0	8.8	9.0	9.5	21.6	28.4	30.8	39.7	31.0	93.1	23.1		
X	DISEASES OF THE RESPIRATORY SYSTEM (J00-J98)	M	5.4	49.4	31.7	11.4	9.5	14.7	10.7	12.7	8.5	6.1	0.0	10.9		
		F	3.3	37.1	25.6	9.7	7.1	22.5	13.1	14.7	8.2	3.9	11.1	10.7		
		T	4.5	44.4	28.8	10.4	8.4	17.4	11.5	13.4	8.4	5.2	6.9	10.9		
XI	DISEASES OF THE DIGESTIVE SYSTEM (K00-K92)	M	0.0	0.0	11.0	6.0	9.1	10.0	11.7	4.5	3.4	0.8	0.0	5.3		
		F	0.0	0.0	0.0	1.6	0.4	1.9	3.3	1.5	1.2	1.1	0.0	1.2		
		T	0.0	0.0	5.6	3.6	5.4	7.2	8.9	3.5	2.6	0.9	0.0	3.7		
XII	DISEASES OF THE SKIN AND SUBCUTANEOUS TISSUE (L00-L98)	M	0.0	0.0	0.0	0.0	0.3	0.0	0.0	0.0	0.0	0.0	0.0	0.0		
		F	0.0	0.0	0.0	0.0	0.0	0.0	0.0	0.0	0.0	0.0	0.0	0.0		
		T	0.0	0.0	0.0	0.0	0.2	0.0	0.0	0.0	0.0	0.0	0.0	0.0		
XIII	DISEASES OF THE MUSCULOSKELETAL SYSTEM AND CONNECTIVE TISSUE (M00-M99)	M	0.0	0.0	0.0	0.7	0.0	0.0	0.0	0.0	0.0	0.0	0.0	0.0		
		F	0.0	0.0	1.3	0.0	0.0	0.0	0.0	0.0	0.0	0.0	0.0	0.0		
		T	0.0	0.0	0.6	0.3	0.0	0.0	0.0	0.0	0.0	0.0	0.0	0.0		
XIV	DISEASES OF THE GENITOURINARY SYSTEM (N00-N99)	M	0.2	7.9	0.0	4.7	3.8	5.5	6.1	8.8	9.8	2.6	0.0	5.5		
		F	0.0	1.6	1.3	5.9	5.4	5.8	5.4	6.7	5.5	2.3	0.0	4.1		
		T	0.1	5.3	0.6	5.4	4.5	5.6	5.8	8.1	8.2	2.5	0.0	4.9		
XV	PREGNANCY, CHILDBIRTH AND THE PUERPERIUM (O00-O99)	F	0.0	0.0	0.0	1.1	0.0	0.0	0.0	0.0	0.0	0.0	0.0	0.1		
		T	0.0	0.0	0.0	0.6	0.0	0.0	0.0	0.0	0.0	0.0	0.0	0.0		
XVI	CERTAIN CONDITIONS ORIGINATING IN THE PERINATAL PERIOD (P00-P96)	M	80.7	0.0	0.0	0.0	0.0	0.0	0.0	0.0	0.0	0.0	0.0	11.1		
		F	81.4	0.0	0.0	0.0	0.0	0.0	0.0	0.0	0.0	0.0	0.0	13.5		
		T	81.0	0.0	0.0	0.0	0.0	0.0	0.0	0.0	0.0	0.0	0.0	12.0		
XVII	CONGENITAL MALFORMATIONS, DEFORMATIONS AND CHROMOSOMAL ABNORMALITIES (Q00-Q99)	M	0.0	1.1	0.0	0.7	0.0	0.0	0.0	0.0	0.0	0.0	0.0	0.0		
		F	0.0	0.0	6.4	0.5	1.7	0.0	0.0	0.0	0.0	0.2	0.0	0.4		
		T	0.0	0.7	3.1	0.6	0.7	0.0	0.0	0.0	0.0	0.1	0.0	0.2		
XVIII	SYMPTOMS, SIGNS AND ABNORMAL CLINICAL AND LABORATORY FINDINGS N.E.C. (R00-R99)	M	3.7	2.2	3.7	2.0	4.7	6.1	0.6	13.3	17.9	34.8	0.0	11.5		
		F	4.3	14.5	10.3	6.5	8.3	5.4	3.9	11.6	16.0	46.7	0.0	14.1		
		T	4.0	7.3	6.9	4.5	6.3	5.9	1.7	12.7	17.2	39.7	0.0	12.5		
XIX	INJURY, POISONING AND CERTAIN OTHER CONSEQUENCES OF EXTERNAL CAUSES (S00-T98)	M	0.0	4.5	6.1	16.1	18.9	7.5	6.3	4.4	3.0	3.4	0.0	5.5		
		F	0.2	1.6	5.1	22.0	22.0	14.3	8.0	5.1	5.5	1.4	0.0	7.3		
		T	0.1	3.3	5.6	19.4	20.3	9.9	6.9	4.6	4.0	2.6	0.0	6.2		
ALL CAUSES	M	100.0	100.0	100.0	100.0	100.0	100.0	100.0	100.0	100.0	100.0	100.0	100.0	100.0		
	F	100.0	100.0	100.0	100.0	100.0	100.0	100.0	100.0	100.0	100.0	100.0	100.0	100.0		
	T	100.0	100.0	100.0	100.0	100.0	100.0	100.0	100.0	100.0	100.0	100.0	100.0	100.0		

TABLE 8.26 : PERCENTAGE DISTRIBUTION OF MEDICALLY CERTIFIED DEATHS BY AGE, SEX AND MAJOR CAUSE GROUPS (BASED UPON TENTH REVISION OF ICD) DURING 2011

PUNJAB

Major Group No.	CAUSE OF DEATH	Sex	AGE GROUPS												N.S.	TOTAL
			<1	1-4	5-14	15-24	25-34	35-44	45-54	55-64	65-69	70+				
1	2	3	4	5	6	7	8	9	10	11	12	13	14	15		
I	CERTAIN INFECTIOUS AND PARASITIC DISEASES (A00-B99)	M	3.3	18.8	20.7	12.2	14.5	15.5	9.5	8.9	10.6	7.7	11.8	9.9		
		F	3.5	18.6	27.1	17.9	17.7	15.8	10.2	7.8	10.7	9.0	18.2	11.1		
		T	3.4	18.8	23.3	14.3	15.7	15.6	9.7	8.5	10.6	8.2	13.8	10.3		
II	NEOPLASMS (C00-D48)	M	0.0	3.5	8.6	2.4	2.3	3.1	3.2	4.2	3.4	3.3	4.1	3.2		
		F	0.9	3.4	3.4	0.8	2.2	6.2	8.2	5.8	3.3	3.3	6.2	4.3		
		T	0.3	3.5	6.5	1.8	2.2	4.0	4.8	4.8	3.4	3.3	4.8	3.6		
III	DISEASES OF BLOOD & BLOOD FORMING ORGANS & CERTAIN DISORDERS INVOLVING THE IMMUNE MECHANISM (D50-D89)	M	1.1	7.1	1.1	2.4	1.6	1.2	1.2	0.9	0.5	1.5	1.1	1.3		
		F	0.9	6.8	4.2	4.7	3.7	3.7	2.1	0.5	1.0	2.1	0.4	2.0		
		T	1.0	6.9	2.4	3.2	2.5	2.0	1.5	0.8	0.7	1.7	0.9	1.5		
IV	ENDOCRINE, NUTRITIONAL AND METABOLIC DISEASES (E00-E89)	M	0.4	4.7	1.1	1.3	2.5	3.3	5.1	7.5	6.7	6.6	6.1	5.2		
		F	0.7	3.4	2.5	2.8	1.2	3.7	8.6	10.8	9.8	8.6	5.8	7.2		
		T	0.5	4.2	1.7	1.9	2.0	3.4	6.2	8.7	7.8	7.3	6.0	5.9		
V	MENTAL AND BEHAVIOURAL DISORDERS (F01-F99)	M	0.0	0.0	0.0	0.5	0.3	0.1	0.4	0.1	0.5	0.0	0.7	0.2		
		F	0.0	0.0	0.0	0.0	0.0	0.0	0.0	0.1	0.0	0.0	0.4	0.0		
		T	0.0	0.0	0.0	0.3	0.2	0.1	0.2	0.1	0.3	0.0	0.6	0.1		
VI	DISEASES OF THE NERVOUS SYSTEM (G00-G98)	M	2.8	10.6	5.7	2.7	2.3	1.8	1.0	1.1	0.9	1.0	3.8	1.6		
		F	1.3	8.5	3.4	1.8	0.8	1.1	1.0	1.0	0.6	0.8	2.1	1.1		
		T	2.3	9.7	4.8	2.4	1.7	1.6	1.0	1.1	0.8	0.9	3.3	1.4		
VII	DISEASES OF THE EYE AND ADNEXA (H00-H59)	M	0.0	0.0	0.0	0.0	0.0	0.0	0.0	0.0	0.0	0.0	0.0	0.0		
		F	0.0	0.0	0.0	0.0	0.0	0.0	0.0	0.0	0.0	0.0	0.0	0.0		
		T	0.0	0.0	0.0	0.0	0.0	0.0	0.0	0.0	0.0	0.0	0.0	0.0		
VIII	DISEASES OF THE EAR AND MASTOID PROCESS (H60-H95)	M	0.0	0.0	0.0	0.0	0.0	0.0	0.0	0.0	0.0	0.0	0.0	0.0		
		F	0.0	0.0	0.0	0.0	0.0	0.0	0.0	0.0	0.0	0.0	0.0	0.0		
		T	0.0	0.0	0.0	0.0	0.0	0.0	0.0	0.0	0.0	0.0	0.0	0.0		
IX	DISEASES OF THE CIRCULATORY SYSTEM (I00-I99)	M	1.6	11.8	16.7	11.5	14.7	21.2	28.4	37.1	40.6	37.7	42.1	29.7		
		F	1.5	16.9	17.8	14.0	15.5	24.2	35.2	43.8	44.8	40.9	41.3	33.5		
		T	1.6	13.9	17.1	12.5	15.0	22.0	30.5	39.5	42.2	38.8	41.9	31.0		
X	DISEASES OF THE RESPIRATORY SYSTEM (J00-J98)	M	3.5	14.1	9.2	6.2	5.7	6.0	7.4	11.2	14.8	19.5	8.1	11.3		
		F	3.3	15.3	11.9	8.3	8.4	6.8	8.5	11.2	13.4	17.2	7.9	11.4		
		T	3.4	14.6	10.3	7.0	6.8	6.2	7.7	11.2	14.3	18.7	8.0	11.4		
XI	DISEASES OF THE DIGESTIVE SYSTEM (K00-K92)	M	0.2	5.9	5.2	4.6	9.7	15.7	18.5	10.8	6.8	7.3	6.5	9.8		
		F	0.0	3.4	5.9	3.4	5.5	6.4	7.4	4.1	3.6	4.5	4.1	4.6		
		T	0.2	4.9	5.5	4.1	8.1	13.0	15.0	8.4	5.6	6.3	5.8	7.9		
XII	DISEASES OF THE SKIN AND SUBCUTANEOUS TISSUE (L00-L98)	M	0.0	0.0	0.0	0.0	0.0	0.3	0.3	0.2	0.0	0.1	0.4	0.1		
		F	0.0	0.0	0.0	0.0	0.2	0.0	0.4	0.3	0.0	0.3	0.4	0.2		
		T	0.0	0.0	0.0	0.0	0.1	0.2	0.3	0.2	0.0	0.2	0.4	0.2		
XIII	DISEASES OF THE MUSCULOSKELETAL SYSTEM AND CONNECTIVE TISSUE (M00-M99)	M	0.0	0.0	0.0	0.2	0.0	0.0	0.1	0.0	0.0	0.0	0.0	0.0		
		F	0.0	0.0	0.8	0.0	0.2	0.0	0.0	0.1	0.0	0.0	0.4	0.1		
		T	0.0	0.0	0.3	0.1	0.1	0.0	0.0	0.0	0.0	0.0	0.1	0.0		
XIV	DISEASES OF THE GENITOURINARY SYSTEM (N00-N99)	M	0.4	2.4	4.6	3.8	3.1	2.9	4.1	3.2	4.0	3.1	0.7	3.1		
		F	0.0	1.7	0.8	1.6	1.2	2.4	4.3	3.8	5.1	3.5	1.2	3.1		
		T	0.2	2.1	3.1	2.9	2.4	2.8	4.2	3.4	4.4	3.3	0.9	3.1		
XV	PREGNANCY, CHILDBIRTH AND THE PUERPERIUM (O00-O99)	F	0.0	0.0	0.0	7.5	13.9	2.2	0.0	0.0	0.0	0.0	0.0	1.6		
		T	0.0	0.0	0.0	2.8	5.4	0.6	0.0	0.0	0.0	0.0	0.0	0.6		
XVI	CERTAIN CONDITIONS ORIGINATING IN THE PERINATAL PERIOD (P00-P96)	M	83.5	0.0	0.0	0.0	0.0	0.0	0.0	0.0	0.0	0.0	0.0	5.5		
		F	83.9	0.0	0.0	0.0	0.0	0.0	0.0	0.0	0.0	0.0	0.0	5.5		
		T	83.7	0.0	0.0	0.0	0.0	0.0	0.0	0.0	0.0	0.0	0.0	5.5		
XVII	CONGENITAL MALFORMATIONS, DEFORMATIONS AND CHROMOSOMAL ABNORMALITIES (Q00-Q99)	M	1.4	1.2	0.6	0.0	0.1	0.1	0.0	0.0	0.0	0.0	0.0	0.1		
		F	1.8	0.0	0.0	0.0	0.0	0.0	0.0	0.1	0.0	0.0	0.0	0.1		
		T	1.5	0.7	0.3	0.0	0.1	0.1	0.0	0.0	0.0	0.0	0.0	0.1		
XVIII	SYMPTOMS, SIGNS AND ABNORMAL CLINICAL AND LABORATORY FINDINGS N.E.C. (R00-R99)	M	1.4	5.9	10.3	10.6	12.6	10.6	10.5	8.5	6.4	9.0	3.9	8.6		
		F	2.2	10.2	4.2	7.8	5.5	10.3	8.2	7.2	5.5	8.3	3.7	7.1		
		T	1.7	7.6	7.9	9.5	9.8	10.5	9.8	8.1	6.0	8.8	3.9	8.1		
XIX	INJURY, POISONING AND CERTAIN OTHER CONSEQUENCES OF EXTERNAL CAUSES (S00-T98)	M	0.5	14.1	16.1	41.9	30.6	18.3	10.5	6.3	4.9	3.2	10.8	10.3		
		F	0.0	11.9	17.8	29.5	24.0	17.1	5.9	3.5	2.0	1.3	7.9	7.2		
		T	0.3	13.2	16.8	37.2	28.0	18.0	9.0	5.3	3.8	2.5	9.9	9.2		
ALL CAUSES		M	100.0	100.0	100.0	100.0	100.0	100.0	100.0	100.0	100.0	100.0	100.0	100.0		
		F	100.0	100.0	100.0	100.0	100.0	100.0	100.0	100.0	100.0	100.0	100.0	100.0		
		T	100.0	100.0	100.0	100.0	100.0	100.0	100.0	100.0	100.0	100.0	100.0	100.0		

TABLE 8.27 : PERCENTAGE DISTRIBUTION OF MEDICALLY CERTIFIED DEATHS BY AGE, SEX AND MAJOR CAUSE GROUPS (BASED UPON TENTH REVISION OF ICD) DURING 2011

RAJASTHAN

Major Group No.	CAUSE OF DEATH	Sex	AGE GROUPS												N.S.	TOTAL
			<1	1-4	5-14	15-24	25-34	35-44	45-54	55-64	65-69	70+				
1	2	3	4	5	6	7	8	9	10	11	12	13	14	15		
I	CERTAIN INFECTIOUS AND PARASITIC DISEASES (A00-B99)	M	2.8	26.5	27.3	25.9	21.1	22.9	21.5	16.0	15.8	12.4	12.4	15.1		
		F	0.9	20.4	26.1	16.6	18.4	20.0	14.7	11.2	12.7	8.9	10.4	11.1		
		T	2.1	24.1	26.8	22.1	20.1	22.1	19.5	14.5	14.7	11.2	11.7	13.7		
II	NEOPLASMS (C00-D48)	M	0.0	0.8	1.0	1.0	0.7	2.2	2.3	2.6	3.8	0.8	2.2	1.5		
		F	0.0	0.8	0.0	0.0	1.9	5.6	4.5	2.4	1.7	1.3	0.6	1.5		
		T	0.0	0.8	0.6	0.6	1.2	3.2	3.0	2.5	3.1	0.9	1.7	1.5		
III	DISEASES OF BLOOD & BLOOD FORMING ORGANS & CERTAIN DISORDERS INVOLVING THE IMMUNE MECHANISM (D50-D89)	M	0.2	3.0	3.7	2.2	1.7	1.4	1.0	0.5	0.2	0.1	1.2	1.0		
		F	0.2	4.2	8.6	5.8	3.1	2.4	1.7	1.1	0.6	0.4	1.3	1.9		
		T	0.2	3.5	5.5	3.7	2.2	1.7	1.2	0.7	0.4	0.2	1.2	1.3		
IV	ENDOCRINE, NUTRITIONAL AND METABOLIC DISEASES (E00-E89)	M	0.1	0.2	1.9	1.9	1.4	2.3	4.5	5.6	6.0	4.6	5.4	3.0		
		F	0.3	2.5	4.0	1.6	1.3	2.7	7.0	8.2	6.8	5.9	7.5	3.8		
		T	0.2	1.1	2.7	1.8	1.3	2.4	5.2	6.4	6.3	5.1	6.1	3.2		
V	MENTAL AND BEHAVIOURAL DISORDERS (F01-F99)	M	0.0	0.0	0.5	0.0	0.0	0.0	0.0	0.0	0.0	0.0	0.0	0.0		
		F	0.0	0.0	0.0	0.1	0.0	0.0	0.0	0.0	0.0	0.0	0.0	0.0		
		T	0.0	0.0	0.3	0.0	0.0	0.0	0.0	0.0	0.0	0.0	0.0	0.0		
VI	DISEASES OF THE NERVOUS SYSTEM (G00-G98)	M	0.4	15.2	12.4	2.5	2.1	1.5	0.8	0.6	0.1	0.5	1.3	1.7		
		F	0.7	16.4	14.6	2.8	1.8	2.0	1.1	0.6	0.7	0.4	0.7	2.0		
		T	0.5	15.7	13.2	2.6	2.0	1.6	0.9	0.6	0.3	0.5	1.1	1.8		
VII	DISEASES OF THE EYE AND ADNEXA (H00-H59)	M	0.0	0.0	0.0	0.0	0.0	0.1	0.0	0.0	0.0	0.0	0.0	0.0		
		F	0.0	0.0	0.0	0.0	0.0	0.0	0.0	0.0	0.0	0.0	0.0	0.0		
		T	0.0	0.0	0.0	0.0	0.0	0.1	0.0	0.0	0.0	0.0	0.0	0.0		
VIII	DISEASES OF THE EAR AND MASTOID PROCESS (H60-H95)	M	0.0	0.0	0.0	0.0	0.0	0.0	0.0	0.0	0.0	0.0	0.0	0.0		
		F	0.0	0.0	0.0	0.0	0.0	0.0	0.0	0.0	0.0	0.0	0.0	0.0		
		T	0.0	0.0	0.0	0.0	0.0	0.0	0.0	0.0	0.0	0.0	0.0	0.0		
IX	DISEASES OF THE CIRCULATORY SYSTEM (I00-I99)	M	0.8	17.2	18.0	15.2	15.7	22.9	28.3	30.3	26.6	30.5	33.1	19.4		
		F	0.4	17.0	14.6	19.7	19.7	25.3	30.2	30.5	31.5	35.1	35.0	19.8		
		T	0.7	17.1	16.8	17.0	17.2	23.6	28.9	30.3	28.3	32.1	33.7	19.5		
X	DISEASES OF THE RESPIRATORY SYSTEM (J00-J98)	M	0.3	7.6	4.6	5.4	7.0	11.0	20.5	29.1	35.8	41.7	35.9	16.6		
		F	0.5	6.8	4.9	5.8	7.1	14.5	24.7	34.2	36.4	40.7	35.9	16.8		
		T	0.4	7.3	4.7	5.6	7.0	12.1	21.7	30.7	36.0	41.3	35.9	16.7		
XI	DISEASES OF THE DIGESTIVE SYSTEM (K00-K92)	M	0.0	2.8	3.1	2.3	4.5	5.5	4.0	3.1	2.8	1.6	1.5	2.5		
		F	0.1	1.1	1.3	1.6	0.8	3.0	1.6	1.0	0.8	0.1	0.7	0.9		
		T	0.0	2.2	2.4	2.0	3.1	4.7	3.3	2.5	2.1	1.1	1.2	1.9		
XII	DISEASES OF THE SKIN AND SUBCUTANEOUS TISSUE (L00-L98)	M	0.0	0.0	0.0	0.2	0.0	0.0	0.0	0.0	0.3	0.0	0.0	0.0		
		F	0.0	0.0	0.0	0.0	0.0	0.0	0.0	0.0	0.0	0.0	0.0	0.0		
		T	0.0	0.0	0.0	0.1	0.0	0.0	0.0	0.0	0.2	0.0	0.0	0.0		
XIII	DISEASES OF THE MUSCULOSKELETAL SYSTEM AND CONNECTIVE TISSUE (M00-M99)	M	0.0	0.0	0.0	0.0	0.0	0.0	0.0	0.0	0.0	0.0	0.0	0.0		
		F	0.0	0.0	0.0	0.0	0.0	0.0	0.0	0.0	0.0	0.0	0.0	0.0		
		T	0.0	0.0	0.0	0.0	0.0	0.0	0.0	0.0	0.0	0.0	0.0	0.0		
XIV	DISEASES OF THE GENITOURINARY SYSTEM (N00-N99)	M	0.1	0.0	0.4	1.5	0.7	1.3	0.8	1.2	1.0	1.4	1.5	0.8		
		F	0.1	0.3	0.5	1.5	1.4	1.2	1.7	1.2	0.9	1.1	1.1	0.9		
		T	0.1	0.1	0.4	1.5	0.9	1.3	1.1	1.2	1.0	1.3	1.4	0.9		
XV	PREGNANCY, CHILDBIRTH AND THE PUERPERIUM (O00-O99)	F	0.0	0.0	0.0	10.2	15.4	2.1	0.0	0.0	0.0	0.0	0.1	2.3		
		T	0.0	0.0	0.0	4.1	5.7	0.6	0.0	0.0	0.0	0.0	0.0	0.8		
XVI	CERTAIN CONDITIONS ORIGINATING IN THE PERINATAL PERIOD (P00-P96)	M	93.9	0.0	0.0	0.0	0.0	0.0	0.0	0.0	0.0	0.0	0.0	23.0		
		F	95.9	0.0	0.0	0.0	0.0	0.0	0.0	0.0	0.0	0.0	0.0	26.5		
		T	94.7	0.0	0.0	0.0	0.0	0.0	0.0	0.0	0.0	0.0	0.0	24.2		
XVII	CONGENITAL MALFORMATIONS, DEFORMATIONS AND CHROMOSOMAL ABNORMALITIES (Q00-Q99)	M	0.0	0.0	0.0	0.4	1.1	0.5	0.3	0.5	0.2	0.3	0.4	0.3		
		F	0.0	0.0	0.2	0.4	0.0	0.0	1.2	0.4	0.0	0.2	0.3	0.2		
		T	0.0	0.0	0.1	0.4	0.7	0.3	0.6	0.5	0.1	0.2	0.4	0.3		
XVIII	SYMPTOMS, SIGNS AND ABNORMAL CLINICAL AND LABORATORY FINDINGS N.E.C. (R00-R99)	M	0.8	15.0	11.8	7.2	6.4	7.4	4.7	4.3	4.2	3.1	2.3	4.3		
		F	0.5	16.7	12.9	7.4	5.8	5.8	3.5	4.7	4.1	2.8	3.3	4.2		
		T	0.7	15.7	12.2	7.3	6.2	6.9	4.3	4.4	4.1	3.0	2.7	4.3		
XIX	INJURY, POISONING AND CERTAIN OTHER CONSEQUENCES OF EXTERNAL CAUSES (S00-T98)	M	0.5	11.7	15.3	34.4	37.7	21.1	11.1	6.3	3.2	3.1	2.6	10.7		
		F	0.5	13.6	12.3	26.5	23.2	15.4	8.0	4.5	3.9	3.2	3.1	8.2		
		T	0.5	12.5	14.2	31.2	32.3	19.4	10.2	5.7	3.4	3.1	2.8	9.9		
ALL CAUSES		M	100.0	100.0	100.0	100.0	100.0	100.0	100.0	100.0	100.0	100.0	100.0	100.0		
		F	100.0	100.0	100.0	100.0	100.0	100.0	100.0	100.0	100.0	100.0	100.0	100.0		
		T	100.0	100.0	100.0	100.0	100.0	100.0	100.0	100.0	100.0	100.0	100.0	100.0		

TABLE 8.28 : PERCENTAGE DISTRIBUTION OF MEDICALLY CERTIFIED DEATHS BY AGE, SEX AND MAJOR CAUSE GROUPS (BASED UPON TENTH REVISION OF ICD) DURING 2011

SIKKIM

Major Group No.	CAUSE OF DEATH	Sex	AGE GROUPS												N.S.	TOTAL
			<1	1-4	5-14	15-24	25-34	35-44	45-54	55-64	65-69	70+				
1	2	3	4	5	6	7	8	9	10	11	12	13	14	15		
I	CERTAIN INFECTIOUS AND PARASITIC DISEASES (A00-B99)	M	7.7	0.0	18.2	19.3	21.9	12.2	17.5	11.2	4.8	4.4	0.0	12.7		
		F	10.0	0.0	20.0	35.3	27.1	19.5	8.6	13.1	15.6	6.4	33.3	15.9		
		T	8.7	0.0	19.1	25.2	23.5	14.5	14.6	11.9	9.5	5.2	14.3	13.9		
II	NEOPLASMS (C00-D48)	M	0.0	0.0	0.0	0.0	1.9	4.4	5.0	7.5	7.1	6.6	0.0	4.0		
		F	0.0	0.0	0.0	0.0	2.1	4.9	5.2	16.4	3.1	9.6	0.0	5.5		
		T	0.0	0.0	0.0	0.0	2.0	4.6	5.1	10.7	5.4	7.8	0.0	4.5		
III	DISEASES OF BLOOD & BLOOD FORMING ORGANS & CERTAIN DISORDERS INVOLVING THE IMMUNE MECHANISM (D50-D89)	M	0.0	0.0	0.0	0.0	1.9	1.1	0.0	0.0	0.0	2.2	0.0	0.7		
		F	0.0	0.0	0.0	0.0	0.0	0.0	3.4	1.6	6.3	1.1	0.0	1.3		
		T	0.0	0.0	0.0	0.0	1.3	0.8	1.1	0.6	2.7	1.7	0.0	0.9		
IV	ENDOCRINE, NUTRITIONAL AND METABOLIC DISEASES (E00-E89)	M	1.3	0.0	4.5	2.3	0.0	0.0	1.7	1.9	4.8	1.5	0.0	1.5		
		F	0.0	0.0	0.0	2.0	2.1	2.4	5.2	4.9	6.3	4.3	0.0	3.2		
		T	0.7	0.0	2.1	2.2	0.7	0.8	2.8	3.0	5.4	2.6	0.0	2.1		
V	MENTAL AND BEHAVIOURAL DISORDERS (F01-F99)	M	0.0	0.0	0.0	1.1	1.0	1.1	2.5	0.0	0.0	0.7	0.0	0.9		
		F	0.0	0.0	0.0	0.0	0.0	2.4	0.0	0.0	0.0	1.1	0.0	0.4		
		T	0.0	0.0	0.0	0.7	0.7	1.5	1.7	0.0	0.0	0.9	0.0	0.7		
VI	DISEASES OF THE NERVOUS SYSTEM (G00-G98)	M	5.1	22.2	9.1	2.3	0.0	4.4	0.8	1.9	0.0	0.0	0.0	2.1		
		F	11.7	0.0	4.0	3.9	0.0	2.4	0.0	1.6	0.0	1.1	0.0	2.7		
		T	8.0	22.2	6.4	2.9	0.0	3.8	0.6	1.8	0.0	0.4	0.0	2.4		
VII	DISEASES OF THE EYE AND ADNEXA (H00-H59)	M	0.0	0.0	0.0	0.0	0.0	0.0	0.0	0.0	0.0	0.0	0.0	0.0		
		F	0.0	0.0	0.0	0.0	0.0	0.0	0.0	0.0	0.0	0.0	0.0	0.0		
		T	0.0	0.0	0.0	0.0	0.0	0.0	0.0	0.0	0.0	0.0	0.0	0.0		
VIII	DISEASES OF THE EAR AND MASTOID PROCESS (H60-H95)	M	0.0	0.0	0.0	0.0	0.0	0.0	0.0	0.0	0.0	0.0	0.0	0.0		
		F	0.0	0.0	0.0	0.0	0.0	0.0	0.0	0.0	0.0	0.0	0.0	0.0		
		T	0.0	0.0	0.0	0.0	0.0	0.0	0.0	0.0	0.0	0.0	0.0	0.0		
IX	DISEASES OF THE CIRCULATORY SYSTEM (I00-I99)	M	0.0	0.0	9.1	14.8	7.6	20.0	28.3	32.7	35.7	46.0	0.0	23.6		
		F	1.7	0.0	12.0	9.8	14.6	14.6	29.3	21.3	31.3	43.6	33.3	22.0		
		T	0.7	0.0	10.6	12.9	9.8	18.3	28.7	28.6	33.8	45.0	28.6	23.0		
X	DISEASES OF THE RESPIRATORY SYSTEM (J00-J98)	M	12.8	33.3	4.5	2.3	7.6	8.9	2.5	10.3	11.9	19.7	0.0	9.7		
		F	10.0	0.0	16.0	3.9	4.2	4.9	8.6	14.8	28.1	25.5	0.0	13.3		
		T	11.6	33.3	10.6	2.9	6.5	7.6	4.5	11.9	18.9	22.1	0.0	11.1		
XI	DISEASES OF THE DIGESTIVE SYSTEM (K00-K92)	M	1.3	0.0	4.5	1.1	15.2	25.6	25.0	23.4	16.7	13.1	0.0	15.3		
		F	0.0	0.0	8.0	0.0	10.4	19.5	27.6	11.5	9.4	4.3	0.0	9.5		
		T	0.7	0.0	6.4	0.7	13.7	23.7	25.8	19.0	13.5	9.5	14.3	13.2		
XII	DISEASES OF THE SKIN AND SUBCUTANEOUS TISSUE (L00-L98)	M	0.0	0.0	0.0	0.0	0.0	0.0	0.0	0.0	0.0	0.0	0.0	0.0		
		F	0.0	0.0	0.0	0.0	0.0	2.4	0.0	0.0	0.0	1.1	0.0	0.4		
		T	0.0	0.0	0.0	0.0	0.0	0.8	0.0	0.0	0.0	0.4	0.0	0.2		
XIII	DISEASES OF THE MUSCULOSKELETAL SYSTEM AND CONNECTIVE TISSUE (M00-M99)	M	0.0	0.0	0.0	0.0	0.0	0.0	0.0	0.0	0.0	0.0	0.0	0.0		
		F	0.0	0.0	0.0	2.0	0.0	0.0	0.0	0.0	0.0	0.0	0.0	0.2		
		T	0.0	0.0	0.0	0.7	0.0	0.0	0.0	0.0	0.0	0.0	0.0	0.1		
XIV	DISEASES OF THE GENITOURINARY SYSTEM (N00-N99)	M	0.0	11.1	4.5	4.5	1.0	1.1	3.3	0.9	9.5	2.2	0.0	2.6		
		F	0.0	0.0	12.0	3.9	0.0	2.4	5.2	6.6	0.0	1.1	0.0	3.0		
		T	0.0	11.1	8.5	4.3	0.7	1.5	3.9	3.0	5.4	1.7	14.3	2.7		
XV	PREGNANCY, CHILDBIRTH AND THE PUERPERIUM (O00-O99)	F	0.0	0.0	0.0	3.9	6.3	9.8	0.0	0.0	0.0	0.0	0.0	1.9		
		T	0.0	0.0	0.0	1.4	2.0	3.1	0.0	0.0	0.0	0.0	0.0	0.7		
XVI	CERTAIN CONDITIONS ORIGINATING IN THE PERINATAL PERIOD (P00-P96)	M	69.2	0.0	0.0	0.0	0.0	0.0	0.0	0.0	0.0	0.0	0.0	6.7		
		F	53.3	0.0	0.0	0.0	0.0	0.0	0.0	0.0	0.0	0.0	0.0	6.8		
		T	62.3	0.0	0.0	0.0	0.0	0.0	0.0	0.0	0.0	0.0	0.0	6.7		
XVII	CONGENITAL MALFORMATIONS, DEFORMATIONS AND CHROMOSOMAL ABNORMALITIES (Q00-Q99)	M	2.6	0.0	0.0	0.0	1.0	0.0	0.8	0.0	0.0	0.0	0.0	0.5		
		F	11.7	0.0	0.0	0.0	0.0	0.0	0.0	0.0	0.0	0.0	0.0	1.5		
		T	6.5	0.0	0.0	0.0	0.7	0.0	0.6	0.0	0.0	0.0	0.0	0.9		
XVIII	SYMPTOMS, SIGNS AND ABNORMAL CLINICAL AND LABORATORY FINDINGS N.E.C. (R00-R99)	M	0.0	0.0	9.1	9.1	5.7	2.2	1.7	0.9	2.4	0.7	0.0	2.9		
		F	0.0	0.0	4.0	5.9	4.2	2.4	0.0	1.6	0.0	0.0	0.0	1.7		
		T	0.0	0.0	6.4	7.9	5.2	2.3	1.1	1.2	1.4	0.4	0.0	2.4		
XIX	INJURY, POISONING AND CERTAIN OTHER CONSEQUENCES OF EXTERNAL CAUSES (S00-T98)	M	0.0	33.3	36.4	43.2	35.2	18.9	10.8	9.3	7.1	2.9	0.0	16.7		
		F	1.7	0.0	24.0	29.4	29.2	12.2	6.9	6.6	0.0	1.1	33.3	10.8		
		T	0.7	33.3	29.8	38.1	33.3	16.8	9.6	8.3	4.1	2.2	28.6	14.5		
ALL CAUSES		M	100.0	100.0	100.0	100.0	100.0	100.0	100.0	100.0	100.0	100.0	0.0	100.0		
		F	100.0	0.0	100.0	100.0	100.0	100.0	100.0	100.0	100.0	100.0	100.0	100.0		
		T	100.0	100.0	100.0	100.0	100.0	100.0	100.0	100.0	100.0	100.0	100.0	100.0		

TABLE 8.29 : PERCENTAGE DISTRIBUTION OF MEDICALLY CERTIFIED DEATHS BY AGE, SEX AND MAJOR CAUSE GROUPS (BASED UPON TENTH REVISION OF ICD) DURING 2011

TAMIL NADU

Major Group No.	CAUSE OF DEATH	Sex	AGE GROUPS												N.S.	TOTAL
			<1	1-4	5-14	15-24	25-34	35-44	45-54	55-64	65-69	70+				
1	2	3	4	5	6	7	8	9	10	11	12	13	14	15		
I	CERTAIN INFECTIOUS AND PARASITIC DISEASES (A00-B99)	M	2.9	15.4	15.1	9.2	11.2	10.3	8.1	6.4	5.9	3.6	0.0	6.4		
		F	3.0	13.0	12.5	14.6	11.1	8.2	6.8	5.0	4.8	2.6	0.0	5.3		
		T	3.0	14.2	13.8	11.7	11.2	9.6	7.7	5.9	5.4	3.2	0.0	5.9		
II	NEOPLASMS (C00-D48)	M	0.0	2.2	3.1	1.7	2.2	2.0	3.1	3.9	3.5	2.3	0.0	2.7		
		F	0.1	0.4	2.6	2.6	5.0	7.5	8.3	5.9	3.9	2.2	0.0	4.1		
		T	0.0	1.4	2.9	2.1	3.4	3.8	4.8	4.6	3.7	2.3	0.0	3.2		
III	DISEASES OF BLOOD & BLOOD FORMING ORGANS & CERTAIN DISORDERS INVOLVING THE IMMUNE MECHANISM (D50-D89)	M	0.2	3.6	1.7	0.4	0.7	0.4	0.3	0.3	0.4	0.4	0.0	0.4		
		F	0.2	0.9	2.0	2.3	2.1	1.2	0.8	0.5	0.5	0.7	0.0	0.8		
		T	0.2	2.3	1.9	1.3	1.3	0.7	0.5	0.4	0.5	0.5	0.0	0.6		
IV	ENDOCRINE, NUTRITIONAL AND METABOLIC DISEASES (E00-E89)	M	0.4	3.4	1.1	0.9	1.7	2.5	3.8	5.2	6.3	4.5	0.0	4.0		
		F	0.5	2.2	3.2	1.4	2.0	2.7	4.7	7.3	7.2	4.3	0.0	4.5		
		T	0.5	2.8	2.2	1.1	1.8	2.6	4.1	6.0	6.7	4.4	0.0	4.2		
V	MENTAL AND BEHAVIOURAL DISORDERS (F01-F99)	M	0.0	0.4	0.2	0.3	0.2	0.0	0.0	0.1	0.0	0.0	0.0	0.1		
		F	0.0	0.4	0.1	0.0	0.1	0.1	0.1	0.0	0.0	0.0	0.0	0.0		
		T	0.0	0.4	0.2	0.2	0.2	0.1	0.1	0.1	0.0	0.0	0.0	0.0		
VI	DISEASES OF THE NERVOUS SYSTEM (G00-G98)	M	0.6	7.9	6.4	2.1	2.1	1.5	1.0	1.0	1.3	0.9	0.0	1.2		
		F	0.7	5.9	5.0	2.7	1.4	1.3	1.1	1.0	1.0	0.7	0.0	1.1		
		T	0.6	6.9	5.7	2.4	1.8	1.4	1.1	1.0	1.2	0.8	0.0	1.1		
VII	DISEASES OF THE EYE AND ADNEXA (H00-H59)	M	0.0	0.0	0.0	0.0	0.0	0.0	0.0	0.0	0.0	0.0	0.0	0.0		
		F	0.0	0.0	0.0	0.0	0.0	0.0	0.0	0.0	0.0	0.0	0.0	0.0		
		T	0.0	0.0	0.0	0.0	0.0	0.0	0.0	0.0	0.0	0.0	0.0	0.0		
VIII	DISEASES OF THE EAR AND MASTOID PROCESS (H60-H95)	M	0.0	0.0	0.0	0.0	0.0	0.0	0.0	0.0	0.0	0.0	0.0	0.0		
		F	0.0	0.0	0.0	0.0	0.0	0.0	0.0	0.0	0.0	0.0	0.0	0.0		
		T	0.0	0.0	0.0	0.0	0.0	0.0	0.0	0.0	0.0	0.0	0.0	0.0		
IX	DISEASES OF THE CIRCULATORY SYSTEM (I00-I99)	M	1.3	11.7	10.7	18.0	24.8	34.0	42.0	47.0	45.7	48.5	0.0	40.0		
		F	2.1	19.3	14.7	13.4	21.3	31.8	42.3	47.2	50.1	50.9	0.0	40.7		
		T	1.7	15.4	12.7	15.8	23.3	33.2	42.1	47.1	47.5	49.6	0.0	40.3		
X	DISEASES OF THE RESPIRATORY SYSTEM (J00-J98)	M	3.3	17.0	11.1	7.5	7.7	7.5	7.6	8.1	9.0	8.0	0.0	7.8		
		F	4.4	20.2	10.9	7.1	6.5	7.4	7.6	6.9	7.5	7.8	0.0	7.3		
		T	3.8	18.5	11.0	7.3	7.2	7.5	7.6	7.7	8.4	7.9	0.0	7.6		
XI	DISEASES OF THE DIGESTIVE SYSTEM (K00-K92)	M	0.1	1.4	3.1	2.0	3.2	5.1	4.2	2.5	2.3	1.3	0.0	2.5		
		F	0.1	1.1	1.6	2.3	2.0	2.2	1.9	1.8	1.4	1.0	0.0	1.4		
		T	0.1	1.3	2.3	2.1	2.7	4.2	3.4	2.2	1.9	1.1	0.0	2.1		
XII	DISEASES OF THE SKIN AND SUBCUTANEOUS TISSUE (L00-L98)	M	0.0	0.6	0.0	0.0	0.0	0.0	0.0	0.0	0.0	0.0	0.0	0.0		
		F	0.0	0.0	0.0	0.0	0.0	0.0	0.1	0.0	0.0	0.0	0.0	0.0		
		T	0.0	0.3	0.0	0.0	0.0	0.0	0.0	0.0	0.0	0.0	0.0	0.0		
XIII	DISEASES OF THE MUSCULOSKELETAL SYSTEM AND CONNECTIVE TISSUE (M00-M99)	M	0.0	0.0	0.0	0.0	0.0	0.0	0.0	0.0	0.0	0.0	0.0	0.0		
		F	0.0	0.0	0.0	0.0	0.0	0.0	0.0	0.0	0.0	0.0	0.0	0.0		
		T	0.0	0.0	0.0	0.0	0.0	0.0	0.0	0.0	0.0	0.0	0.0	0.0		
XIV	DISEASES OF THE GENITOURINARY SYSTEM (N00-N99)	M	0.7	0.8	1.8	2.8	2.7	3.7	2.8	3.1	3.2	3.1	0.0	2.9		
		F	0.6	1.5	1.8	2.9	2.6	3.4	3.2	3.6	3.5	2.9	0.0	2.9		
		T	0.6	1.2	1.8	2.9	2.6	3.6	3.0	3.3	3.3	3.0	0.0	2.9		
XV	PREGNANCY, CHILDBIRTH AND THE PUERPERIUM (O00-O99)	F	0.0	0.0	0.0	2.3	2.6	1.2	0.0	0.0	0.0	0.0	0.0	0.3		
		T	0.0	0.0	0.0	1.1	1.1	0.4	0.0	0.0	0.0	0.0	0.0	0.1		
XVI	CERTAIN CONDITIONS ORIGINATING IN THE PERINATAL PERIOD (P00-P96)	M	85.9	0.0	0.0	0.0	0.0	0.0	0.0	0.0	0.0	0.0	0.0	4.7		
		F	83.2	0.0	0.0	0.0	0.0	0.0	0.0	0.0	0.0	0.0	0.0	5.4		
		T	84.7	0.0	0.0	0.0	0.0	0.0	0.0	0.0	0.0	0.0	0.0	5.0		
XVII	CONGENITAL MALFORMATIONS, DEFORMATIONS AND CHROMOSOMAL ABNORMALITIES (Q00-Q99)	M	0.2	0.6	0.0	0.0	0.0	0.0	0.0	0.0	0.0	0.0	0.0	0.0		
		F	0.4	0.7	0.1	0.0	0.0	0.0	0.0	0.1	0.0	0.0	0.0	0.1		
		T	0.3	0.6	0.1	0.0	0.0	0.0	0.0	0.0	0.0	0.0	0.0	0.0		
XVIII	SYMPTOMS, SIGNS AND ABNORMAL CLINICAL AND LABORATORY FINDINGS N.E.C. (R00-R99)	M	3.3	26.1	20.0	22.6	23.9	21.3	18.8	17.9	17.0	25.3	0.0	20.6		
		F	3.4	25.6	20.7	27.4	20.4	17.8	17.0	17.2	15.6	25.3	0.0	20.0		
		T	3.4	25.8	20.4	24.8	22.4	20.1	18.2	17.7	16.4	25.3	0.0	20.4		
XIX	INJURY, POISONING AND CERTAIN OTHER CONSEQUENCES OF EXTERNAL CAUSES (S00-T98)	M	1.1	8.9	25.6	32.6	19.8	11.7	8.2	4.5	5.5	2.1	0.0	6.8		
		F	1.2	8.9	24.7	20.8	23.1	15.3	6.2	3.6	4.4	1.8	0.0	6.1		
		T	1.1	8.9	25.1	27.1	21.2	12.8	7.5	4.2	5.0	2.0	0.0	6.5		
ALL CAUSES		M	100.0	100.0	100.0	100.0	100.0	100.0	100.0	100.0	100.0	100.0	100.0	100.0		
		F	100.0	100.0	100.0	100.0	100.0	100.0	100.0	100.0	100.0	100.0	100.0	100.0		
		T	100.0	100.0	100.0	100.0	100.0	100.0	100.0	100.0	100.0	100.0	100.0	100.0		

TABLE 8.30 : PERCENTAGE DISTRIBUTION OF MEDICALLY CERTIFIED DEATHS BY AGE, SEX AND MAJOR CAUSE GROUPS (BASED UPON TENTH REVISION OF ICD) DURING 2011

TRIPURA

Major Group No.	CAUSE OF DEATH	Sex	AGE GROUPS												N.S.	TOTAL
			<1	1-4	5-14	15-24	25-34	35-44	45-54	55-64	65-69	70+				
1	2	3	4	5	6	7	8	9	10	11	12	13	14	15		
I	CERTAIN INFECTIOUS AND PARASITIC DISEASES (A00-B99)	M	0.0	0.0	42.9	40.4	21.5	19.6	22.6	16.1	15.5	17.0	13.0	17.9		
		F	0.0	0.0	2.0	29.4	9.8	13.1	20.2	13.9	16.2	15.6	8.3	15.0		
		T	0.0	0.0	55.6	36.0	15.2	15.3	21.8	15.4	15.7	16.6	11.4	16.9		
II	NEOPLASMS (C00-D48)	M	0.0	0.0	0.0	0.0	0.0	2.9	2.1	3.2	4.0	2.0	0.0	2.3		
		F	0.0	0.0	0.0	0.0	1.1	2.4	1.2	4.2	5.4	2.6	0.0	2.6		
		T	0.0	0.0	0.0	0.0	0.6	2.6	1.8	3.6	4.4	2.2	0.0	2.4		
III	DISEASES OF BLOOD & BLOOD FORMING ORGANS & CERTAIN DISORDERS INVOLVING THE IMMUNE MECHANISM (D50-D89)	M	0.0	0.0	0.0	13.5	11.4	10.8	3.4	2.3	4.8	1.7	0.0	3.1		
		F	0.0	0.0	0.0	0.0	6.5	2.9	4.3	0.6	3.8	2.0	0.0	2.5		
		T	0.0	0.0	0.0	8.1	8.8	5.5	3.7	1.8	4.6	1.8	0.0	2.9		
IV	ENDOCRINE, NUTRITIONAL AND METABOLIC DISEASES (E00-E89)	M	0.0	0.0	0.0	3.8	10.1	3.9	2.4	2.9	1.9	1.6	0.0	2.2		
		F	0.0	0.0	0.0	2.9	0.0	0.5	1.2	1.8	1.5	1.5	0.0	1.2		
		T	0.0	0.0	0.0	3.5	4.7	1.6	2.0	2.6	1.8	1.5	0.0	1.8		
V	MENTAL AND BEHAVIOURAL DISORDERS (F01-F99)	M	0.0	0.0	0.0	0.0	0.0	0.0	0.0	0.0	0.0	0.1	0.0	0.0		
		F	0.0	0.0	0.0	0.0	0.0	0.0	0.0	0.0	0.0	0.0	0.0	0.0		
		T	0.0	0.0	0.0	0.0	0.0	0.0	0.0	0.0	0.0	0.0	0.0	0.0		
VI	DISEASES OF THE NERVOUS SYSTEM (G00-G98)	M	0.0	0.0	0.0	1.9	1.3	2.0	0.7	1.5	0.8	0.9	0.0	1.0		
		F	0.0	0.0	0.0	0.0	1.1	0.5	0.0	2.4	0.8	1.0	0.0	0.9		
		T	0.0	0.0	0.0	1.2	1.2	1.0	0.4	1.8	0.8	0.9	0.0	0.9		
VII	DISEASES OF THE EYE AND ADNEXA (H00-H59)	M	0.0	0.0	0.0	0.0	0.0	0.0	0.0	0.0	0.0	0.0	0.0	0.0		
		F	0.0	0.0	0.0	0.0	0.0	0.0	0.0	0.0	0.0	0.0	0.0	0.0		
		T	0.0	0.0	0.0	0.0	0.0	0.0	0.0	0.0	0.0	0.0	0.0	0.0		
VIII	DISEASES OF THE EAR AND MASTOID PROCESS (H60-H95)	M	0.0	0.0	0.0	0.0	0.0	0.0	0.0	0.0	0.0	0.0	0.0	0.0		
		F	0.0	0.0	0.0	0.0	0.0	0.0	0.0	0.0	0.0	0.1	0.0	0.1		
		T	0.0	0.0	0.0	0.0	0.0	0.0	0.0	0.0	0.0	0.0	0.0	0.0		
IX	DISEASES OF THE CIRCULATORY SYSTEM (I00-I99)	M	0.0	0.0	28.6	9.6	17.7	13.7	25.3	33.1	28.9	30.1	39.1	28.7		
		F	0.0	0.0	0.0	14.7	19.6	22.8	28.2	33.9	36.2	28.9	33.3	27.1		
		T	0.0	0.0	22.2	11.6	18.7	19.8	26.4	33.4	30.8	29.8	37.1	28.1		
X	DISEASES OF THE RESPIRATORY SYSTEM (J00-J98)	M	0.0	0.0	14.3	9.6	10.1	20.6	19.5	19.9	20.1	17.8	26.1	18.3		
		F	0.0	0.0	0.0	5.9	40.2	40.8	19.0	20.0	10.8	17.5	33.3	20.9		
		T	0.0	0.0	11.1	8.1	26.3	34.1	19.3	20.0	17.7	17.8	28.6	19.2		
XI	DISEASES OF THE DIGESTIVE SYSTEM (K00-K92)	M	0.0	0.0	0.0	0.0	0.0	1.0	0.3	0.3	1.1	0.2	0.0	0.4		
		F	0.0	0.0	0.0	2.9	1.1	0.5	0.6	0.0	0.8	0.7	0.0	0.6		
		T	0.0	0.0	0.0	1.2	0.6	0.6	0.4	0.2	1.0	0.4	0.0	0.5		
XII	DISEASES OF THE SKIN AND SUBCUTANEOUS TISSUE (L00-L98)	M	0.0	0.0	0.0	0.0	0.0	0.0	0.0	0.0	0.0	0.0	0.0	0.0		
		F	0.0	0.0	0.0	0.0	0.0	0.0	0.0	0.0	0.0	0.0	0.0	0.0		
		T	0.0	0.0	0.0	0.0	0.0	0.0	0.0	0.0	0.0	0.0	0.0	0.0		
XIII	DISEASES OF THE MUSCULOSKELETAL SYSTEM AND CONNECTIVE TISSUE (M00-M99)	M	0.0	0.0	0.0	0.0	0.0	0.0	0.0	0.0	0.3	0.0	0.0	0.0		
		F	0.0	0.0	0.0	0.0	0.0	0.0	0.0	0.0	0.0	0.0	0.0	0.0		
		T	0.0	0.0	0.0	0.0	0.0	0.0	0.0	0.0	0.2	0.0	0.0	0.0		
XIV	DISEASES OF THE GENITOURINARY SYSTEM (N00-N99)	M	0.0	0.0	0.0	0.0	1.3	1.0	1.7	1.2	1.1	0.8	0.0	0.9		
		F	0.0	0.0	0.0	2.9	1.1	0.0	0.0	0.6	0.0	0.6	0.0	0.5		
		T	0.0	0.0	0.0	1.2	1.2	0.3	1.1	1.0	0.8	0.7	0.0	0.8		
XV	PREGNANCY, CHILDBIRTH AND THE PUERPERIUM (O00-O99)	F	0.0	0.0	0.0	0.0	0.0	0.0	0.0	0.0	0.0	0.0	0.0	0.0		
		T	0.0	0.0	0.0	0.0	0.0	0.0	0.0	0.0	0.0	0.0	0.0	0.0		
XVI	CERTAIN CONDITIONS ORIGINATING IN THE PERINATAL PERIOD (P00-P96)	M	0.0	0.0	0.0	0.0	0.0	0.0	0.0	0.0	0.0	0.0	0.0	0.0		
		F	100.0	0.0	0.0	0.0	0.0	0.0	0.0	0.0	0.0	0.0	0.0	4.3		
		T	97.1	0.0	0.0	0.0	0.0	0.0	0.0	0.0	0.0	0.0	0.0	1.5		
XVII	CONGENITAL MALFORMATIONS, DEFORMATIONS AND CHROMOSOMAL ABNORMALITIES (Q00-Q99)	M	0.0	0.0	0.0	0.0	0.0	0.0	0.0	0.0	0.0	0.1	0.0	0.0		
		F	0.0	0.0	0.0	0.0	0.0	0.0	0.0	0.6	0.0	0.0	0.0	0.1		
		T	0.0	0.0	0.0	0.0	0.0	0.0	0.0	0.0	0.2	0.0	0.0	0.0		
XVIII	SYMPTOMS, SIGNS AND ABNORMAL CLINICAL AND LABORATORY FINDINGS N.E.C. (R00-R99)	M	50.0	0.0	14.3	15.4	20.3	22.5	17.8	14.7	19.0	24.7	8.7	21.7		
		F	0.0	0.0	0.0	32.4	13.0	14.6	19.6	17.6	19.2	24.7	16.7	19.9		
		T	1.4	0.0	11.1	22.1	16.4	17.2	18.5	15.6	19.0	24.7	11.4	21.1		
XIX	INJURY, POISONING AND CERTAIN OTHER CONSEQUENCES OF EXTERNAL CAUSES (S00-T98)	M	50.0	0.0	0.0	5.8	6.3	2.0	4.1	4.7	2.7	3.0	13.0	3.4		
		F	0.0	0.0	0.0	8.8	6.5	1.9	5.5	4.2	5.4	4.5	8.3	4.4		
		T	1.4	0.0	0.0	7.0	6.4	1.9	4.6	4.5	3.4	3.4	11.4	3.8		
ALL CAUSES		M	100.0	0.0	100.0	100.0	100.0	100.0	100.0	100.0	100.0	100.0	100.0	100.0		
		F	100.0	0.0	100.0	100.0	100.0	100.0	100.0	100.0	100.0	100.0	100.0	100.0		
		T	100.0	0.0	100.0	100.0	100.0	100.0	100.0	100.0	100.0	100.0	100.0	100.0		

TABLE 8.31 : PERCENTAGE DISTRIBUTION OF MEDICALLY CERTIFIED DEATHS BY AGE, SEX AND MAJOR CAUSE GROUPS (BASED UPON TENTH REVISION OF ICD) DURING 2011

UTTARAKHAND

Major Group No.	CAUSE OF DEATH	Sex	AGE GROUPS											N.S.	TOTAL
			<1	1-4	5-14	15-24	25-34	35-44	45-54	55-64	65-69	70+			
1	2	3	4	5	6	7	8	9	10	11	12	13	14	15	
I	CERTAIN INFECTIOUS AND PARASITIC DISEASES (A00-B99)	M	12.8	22.6	34.7	22.2	22.8	21.7	14.4	13.1	12.2	11.3	0.0	16.3	
		F	12.8	14.8	33.3	24.0	24.7	13.0	13.7	11.3	6.5	10.6	0.0	15.3	
		T	12.8	20.0	34.0	23.2	23.6	18.6	14.1	12.5	10.0	11.0	0.0	15.9	
II	NEOPLASMS (C00-D48)	M	0.0	5.7	6.7	2.8	1.1	2.4	4.5	6.0	10.3	7.8	0.0	5.0	
		F	0.0	0.0	3.0	2.3	1.2	6.2	6.2	7.1	4.3	6.4	0.0	4.6	
		T	0.0	3.8	5.0	2.5	1.1	3.8	5.2	6.4	8.0	7.3	0.0	4.8	
III	DISEASES OF BLOOD & BLOOD FORMING ORGANS & CERTAIN DISORDERS INVOLVING THE IMMUNE MECHANISM (D50-D89)	M	0.0	5.7	8.0	2.8	4.2	1.0	2.0	0.9	0.5	1.3	0.0	1.8	
		F	2.6	7.4	4.5	5.8	11.1	4.3	3.1	0.8	2.2	0.5	0.0	3.7	
		T	0.8	6.3	6.4	4.4	7.4	2.2	2.4	0.9	1.1	1.0	0.0	2.5	
IV	ENDOCRINE, NUTRITIONAL AND METABOLIC DISEASES (E00-E89)	M	1.7	0.0	1.3	1.4	1.1	4.9	6.2	8.0	5.6	6.5	0.0	5.0	
		F	1.3	0.0	0.0	1.8	1.2	5.0	6.2	10.5	1.4	6.4	0.0	4.6	
		T	1.6	0.0	0.7	1.6	1.1	4.9	6.2	8.9	4.0	6.5	0.0	4.9	
V	MENTAL AND BEHAVIOURAL DISORDERS (F01-F99)	M	0.0	0.0	0.0	0.0	1.1	0.0	0.0	0.0	0.0	0.3	0.0	0.1	
		F	0.0	0.0	0.0	0.0	0.0	0.0	0.0	0.0	0.0	0.0	0.0	0.0	
		T	0.0	0.0	0.0	0.0	0.6	0.0	0.0	0.0	0.0	0.2	0.0	0.1	
VI	DISEASES OF THE NERVOUS SYSTEM (G00-G98)	M	2.8	17.0	6.7	9.0	4.8	3.1	3.4	3.6	1.4	3.2	0.0	4.0	
		F	0.0	22.2	19.7	3.5	2.5	0.6	1.8	1.3	2.2	3.2	0.0	3.2	
		T	1.9	18.8	12.8	6.0	3.7	2.2	2.8	2.8	1.7	3.2	0.0	3.7	
VII	DISEASES OF THE EYE AND ADNEXA (H00-H59)	M	0.0	0.0	0.0	0.0	0.0	0.0	0.0	0.2	0.0	0.0	0.0	0.0	
		F	0.0	0.0	0.0	0.0	0.0	0.0	0.0	0.0	0.0	0.0	0.0	0.0	
		T	0.0	0.0	0.0	0.0	0.0	0.0	0.0	0.1	0.0	0.0	0.0	0.0	
VIII	DISEASES OF THE EAR AND MASTOID PROCESS (H60-H95)	M	0.0	0.0	0.0	0.0	0.0	0.0	0.0	0.0	0.0	0.0	0.0	0.0	
		F	0.0	0.0	0.0	0.0	0.0	0.0	0.0	0.0	0.0	0.0	0.0	0.0	
		T	0.0	0.0	0.0	0.0	0.0	0.0	0.0	0.0	0.0	0.0	0.0	0.0	
IX	DISEASES OF THE CIRCULATORY SYSTEM (I00-I99)	M	1.1	3.8	4.0	0.7	5.8	12.6	16.1	20.7	20.7	25.3	0.0	14.8	
		F	1.3	0.0	0.0	3.5	8.0	11.2	14.5	15.9	23.9	24.8	0.0	13.2	
		T	1.2	2.5	2.1	2.2	6.8	12.1	15.5	19.0	21.9	25.1	0.0	14.2	
X	DISEASES OF THE RESPIRATORY SYSTEM (J00-J98)	M	2.8	13.2	5.3	7.6	5.3	9.8	12.1	15.6	22.5	22.9	0.0	13.4	
		F	2.6	14.8	3.0	3.5	4.9	12.4	13.2	14.2	23.9	23.9	0.0	12.8	
		T	2.7	13.8	4.3	5.4	5.1	10.7	12.6	15.1	23.1	23.3	0.0	13.2	
XI	DISEASES OF THE DIGESTIVE SYSTEM (K00-K92)	M	0.6	3.8	5.3	8.3	13.8	17.8	17.2	14.0	8.9	6.5	0.0	11.4	
		F	1.3	3.7	7.6	5.3	6.2	8.1	10.6	15.9	10.1	7.8	0.0	8.9	
		T	0.8	3.8	6.4	6.7	10.3	14.3	14.6	14.7	9.4	7.0	0.0	10.4	
XII	DISEASES OF THE SKIN AND SUBCUTANEOUS TISSUE (L00-L98)	M	0.0	1.9	0.0	0.7	1.6	0.7	1.1	0.4	0.5	0.5	0.0	0.7	
		F	1.3	0.0	1.5	0.0	0.0	1.2	0.9	0.0	0.7	0.5	0.0	0.5	
		T	0.4	1.3	0.7	0.3	0.9	0.9	1.0	0.3	0.6	0.5	0.0	0.6	
XIII	DISEASES OF THE MUSCULOSKELETAL SYSTEM AND CONNECTIVE TISSUE (M00-M99)	M	0.0	0.0	1.3	0.7	0.0	0.0	0.0	0.0	0.9	0.0	0.0	0.2	
		F	0.0	0.0	0.0	0.6	0.0	0.0	0.4	0.8	0.0	0.0	0.0	0.3	
		T	0.0	0.0	0.7	0.6	0.0	0.0	0.2	0.3	0.6	0.0	0.0	0.2	
XIV	DISEASES OF THE GENITOURINARY SYSTEM (N00-N99)	M	0.0	1.9	5.3	3.5	4.8	4.5	6.8	6.7	9.4	6.7	0.0	5.7	
		F	0.0	7.4	0.0	4.7	6.2	8.1	9.3	8.8	13.0	5.5	0.0	7.1	
		T	0.0	3.8	2.8	4.1	5.4	5.8	7.7	7.4	10.8	6.3	0.0	6.2	
XV	PREGNANCY, CHILDBIRTH AND THE PUERPERIUM (O00-O99)	F	0.0	0.0	0.0	4.7	3.7	2.5	0.0	0.0	0.0	0.0	0.0	1.2	
		T	0.0	0.0	0.0	2.5	1.7	0.9	0.0	0.0	0.0	0.0	0.0	0.5	
XVI	CERTAIN CONDITIONS ORIGINATING IN THE PERINATAL PERIOD (P00-P96)	M	72.1	0.0	0.0	0.0	0.0	0.0	0.0	0.0	0.0	0.0	0.0	5.6	
		F	74.4	0.0	0.0	0.0	0.0	0.0	0.0	0.0	0.0	0.0	0.0	3.9	
		T	72.8	0.0	0.0	0.0	0.0	0.0	0.0	0.0	0.0	0.0	0.0	4.9	
XVII	CONGENITAL MALFORMATIONS, DEFORMATIONS AND CHROMOSOMAL ABNORMALITIES (Q00-Q99)	M	1.7	7.5	1.3	0.0	0.0	0.0	0.6	0.0	0.0	0.3	0.0	0.5	
		F	2.6	0.0	0.0	0.0	0.0	0.0	0.4	0.0	0.0	0.5	0.0	0.3	
		T	1.9	5.0	0.7	0.0	0.0	0.0	0.5	0.0	0.0	0.3	0.0	0.4	
XVIII	SYMPTOMS, SIGNS AND ABNORMAL CLINICAL AND LABORATORY FINDINGS N.E.C. (R00-R99)	M	3.9	7.5	9.3	10.4	12.7	11.5	9.3	6.7	5.2	4.9	0.0	7.9	
		F	0.0	18.5	12.1	9.9	10.5	13.0	11.5	7.9	5.8	7.8	0.0	9.3	
		T	2.7	11.3	10.6	10.2	11.7	12.1	10.2	7.1	5.4	5.9	0.0	8.4	
XIX	INJURY, POISONING AND CERTAIN OTHER CONSEQUENCES OF EXTERNAL CAUSES (S00-T98)	M	0.6	9.4	10.7	29.9	21.2	9.8	6.2	4.0	1.9	2.4	0.0	7.7	
		F	0.0	11.1	15.2	30.4	19.8	14.3	8.4	5.4	5.8	2.3	0.0	11.1	
		T	0.4	10.0	12.8	30.2	20.5	11.4	7.1	4.5	3.4	2.4	0.0	9.0	
ALL CAUSES		M	100.0	100.0	100.0	100.0	100.0	100.0	100.0	100.0	100.0	100.0	0.0	100.0	
		F	100.0	100.0	100.0	100.0	100.0	100.0	100.0	100.0	100.0	100.0	0.0	100.0	
		T	100.0	100.0	100.0	100.0	100.0	100.0	100.0	100.0	100.0	100.0	0.0	100.0	

TABLE 8.32 : PERCENTAGE DISTRIBUTION OF MEDICALLY CERTIFIED DEATHS BY AGE, SEX AND MAJOR CAUSE GROUPS (BASED UPON TENTH REVISION OF ICD) DURING 2011

WEST BENGAL

Major Group No.	CAUSE OF DEATH	Sex	AGE GROUPS												N.S.	TOTAL
			<1	1-4	5-14	15-24	25-34	35-44	45-54	55-64	65-69	70+				
1	2	3	4	5	6	7	8	9	10	11	12	13	14	15		
I	CERTAIN INFECTIOUS AND PARASITIC DISEASES (A00-B99)	M	26.5	39.2	24.4	27.7	26.9	21.6	15.6	13.2	10.5	11.2	33.3	17.8		
		F	25.4	0.0	34.0	26.4	26.4	20.8	14.5	12.5	12.0	11.8	0.0	18.2		
		T	26.0	39.2	25.9	26.9	26.7	21.3	15.2	13.0	11.0	11.4	25.0	17.9		
II	NEOPLASMS (C00-D48)	M	0.2	3.8	7.5	3.8	3.1	2.5	2.8	3.4	2.4	2.3	0.0	2.5		
		F	0.8	0.0	5.7	2.1	2.3	3.9	3.4	2.6	1.8	0.9	0.0	2.0		
		T	0.4	3.8	7.2	2.8	2.8	3.0	3.0	3.2	2.2	1.8	0.0	2.3		
III	DISEASES OF BLOOD & BLOOD FORMING ORGANS & CERTAIN DISORDERS INVOLVING THE IMMUNE MECHANISM (D50-D89)	M	0.4	2.9	4.7	4.2	2.0	1.2	0.8	0.5	0.9	0.9	0.0	1.0		
		F	1.1	0.0	5.7	5.8	4.5	2.3	2.9	1.9	1.6	1.0	0.0	2.2		
		T	0.7	2.9	4.9	5.1	3.1	1.6	1.6	1.0	1.1	0.9	0.0	1.5		
IV	ENDOCRINE, NUTRITIONAL AND METABOLIC DISEASES (E00-E89)	M	0.1	1.0	1.0	1.1	1.2	2.5	2.3	2.3	1.7	1.8	0.0	1.6		
		F	0.2	0.0	1.9	1.0	1.4	1.3	2.6	3.1	4.3	1.5	0.0	1.7		
		T	0.1	1.0	1.1	1.0	1.3	2.0	2.4	2.6	2.6	1.7	0.0	1.7		
V	MENTAL AND BEHAVIOURAL DISORDERS (F01-F99)	M	0.0	0.0	0.0	0.0	0.0	0.0	0.0	0.0	0.0	0.0	0.0	0.0		
		F	0.0	0.0	0.0	0.0	0.0	0.0	0.0	0.0	0.0	0.0	0.0	0.0		
		T	0.0	0.0	0.0	0.0	0.0	0.0	0.0	0.0	0.0	0.0	0.0	0.0		
VI	DISEASES OF THE NERVOUS SYSTEM (G00-G98)	M	5.3	31.1	27.8	13.3	13.4	9.3	6.6	3.8	3.4	2.1	11.1	6.3		
		F	9.3	0.0	24.5	11.3	11.5	7.6	5.0	4.0	2.5	2.0	0.0	6.3		
		T	7.0	31.1	27.3	12.2	12.6	8.6	6.0	3.9	3.1	2.0	16.7	6.3		
VII	DISEASES OF THE EYE AND ADNEXA (H00-H59)	M	0.0	0.0	0.0	0.0	0.0	0.0	0.0	0.0	0.0	0.0	0.0	0.0		
		F	0.0	0.0	0.0	0.0	0.0	0.0	0.0	0.0	0.0	0.0	0.0	0.0		
		T	0.0	0.0	0.0	0.0	0.0	0.0	0.0	0.0	0.0	0.0	0.0	0.0		
VIII	DISEASES OF THE EAR AND MASTOID PROCESS (H60-H95)	M	0.0	0.0	0.0	0.0	0.0	0.0	0.0	0.0	0.0	0.0	0.0	0.0		
		F	0.0	0.0	0.0	0.0	0.0	0.0	0.0	0.0	0.0	0.0	0.0	0.0		
		T	0.0	0.0	0.0	0.0	0.0	0.0	0.0	0.0	0.0	0.0	0.0	0.0		
IX	DISEASES OF THE CIRCULATORY SYSTEM (I00-I99)	M	2.9	3.3	6.4	8.2	11.8	21.7	34.6	41.5	45.4	45.5	22.2	29.2		
		F	3.7	0.0	3.8	9.2	17.0	26.5	38.8	45.5	52.0	53.8	0.0	31.1		
		T	3.2	3.3	6.0	8.8	14.1	23.6	36.1	42.8	47.7	48.6	16.7	29.9		
X	DISEASES OF THE RESPIRATORY SYSTEM (J00-J98)	M	4.3	8.1	2.4	6.8	6.9	7.9	11.5	16.0	18.7	20.3	11.1	12.5		
		F	4.4	0.0	1.9	6.0	8.8	8.6	8.7	9.7	10.9	12.9	0.0	8.6		
		T	4.4	8.1	2.3	6.3	7.7	8.2	10.5	13.9	16.0	17.5	8.3	11.0		
XI	DISEASES OF THE DIGESTIVE SYSTEM (K00-K92)	M	1.3	1.9	6.4	10.6	13.5	17.2	12.9	8.4	7.5	5.9	0.0	8.1		
		F	2.1	0.0	9.4	7.0	6.6	8.2	10.0	7.6	5.9	5.4	0.0	6.1		
		T	1.7	1.9	6.9	8.5	10.5	13.7	11.8	8.1	6.9	5.7	8.3	7.4		
XII	DISEASES OF THE SKIN AND SUBCUTANEOUS TISSUE (L00-L98)	M	0.1	0.5	1.7	0.2	0.6	0.5	0.5	0.5	0.2	0.1	0.0	0.3		
		F	0.2	0.0	0.0	0.0	0.2	0.1	0.5	0.4	0.3	0.3	0.0	0.3		
		T	0.1	0.5	1.4	0.1	0.4	0.3	0.5	0.5	0.2	0.2	0.0	0.3		
XIII	DISEASES OF THE MUSCULOSKELETAL SYSTEM AND CONNECTIVE TISSUE (M00-M99)	M	0.0	0.0	0.0	0.0	0.0	0.1	0.0	0.0	0.0	0.0	0.0	0.0		
		F	0.0	0.0	0.0	0.0	0.0	0.0	0.1	0.1	0.0	0.1	0.0	0.0		
		T	0.0	0.0	0.0	0.0	0.0	0.1	0.0	0.0	0.0	0.0	0.0	0.0		
XIV	DISEASES OF THE GENITOURINARY SYSTEM (N00-N99)	M	1.9	5.3	10.5	8.7	8.6	6.6	5.8	5.6	5.1	4.9	22.2	5.3		
		F	3.1	0.0	1.9	9.4	7.2	8.3	5.2	5.2	4.4	4.5	0.0	5.3		
		T	2.4	5.3	9.2	9.1	8.0	7.3	5.6	5.5	4.9	4.8	25.0	5.3		
XV	PREGNANCY, CHILDBIRTH AND THE PUERPERIUM (O00-O99)	F	0.0	0.0	0.0	7.4	3.3	0.3	0.0	0.0	0.0	0.0	0.0	0.8		
		T	0.0	0.0	0.0	4.2	1.5	0.1	0.0	0.0	0.0	0.0	0.0	0.3		
XVI	CERTAIN CONDITIONS ORIGINATING IN THE PERINATAL PERIOD (P00-P96)	M	55.9	0.0	0.0	0.0	0.0	0.0	0.0	0.0	0.0	0.0	0.0	9.9		
		F	48.4	0.0	0.0	0.0	0.0	0.0	0.0	0.0	0.0	0.0	0.0	10.5		
		T	52.6	0.0	0.0	0.0	0.0	0.0	0.0	0.0	0.0	0.0	0.0	10.1		
XVII	CONGENITAL MALFORMATIONS, DEFORMATIONS AND CHROMOSOMAL ABNORMALITIES (Q00-Q99)	M	0.1	0.5	0.3	1.1	1.5	1.1	1.1	1.1	1.0	1.3	0.0	1.0		
		F	0.3	0.0	1.9	1.5	1.0	1.7	1.5	1.5	0.8	1.2	0.0	1.1		
		T	0.2	0.5	0.6	1.3	1.3	1.3	1.3	1.3	1.0	1.3	0.0	1.0		
XVIII	SYMPTOMS, SIGNS AND ABNORMAL CLINICAL AND LABORATORY FINDINGS N.E.C. (R00-R99)	M	1.1	1.4	2.4	2.7	2.6	3.2	2.9	2.5	2.2	2.6	0.0	2.3		
		F	0.9	0.0	3.8	2.1	1.8	3.0	2.8	3.3	1.8	2.7	0.0	2.3		
		T	1.0	1.4	2.6	2.4	2.2	3.1	2.9	2.8	2.1	2.6	0.0	2.3		
XIX	INJURY, POISONING AND CERTAIN OTHER CONSEQUENCES OF EXTERNAL CAUSES (S00-T98)	M	0.0	1.0	4.4	11.6	7.8	4.9	2.7	1.1	1.0	1.0	0.0	2.2		
		F	0.2	0.0	5.7	10.8	8.0	7.3	4.0	2.6	1.6	2.0	0.0	3.5		
		T	0.1	1.0	4.6	11.2	7.9	5.8	3.2	1.6	1.2	1.3	0.0	2.7		
ALL CAUSES		M	100.0	100.0	100.0	100.0	100.0	100.0	100.0	100.0	100.0	100.0	100.0	100.0		
		F	100.0	0.0	100.0	100.0	100.0	100.0	100.0	100.0	100.0	100.0	100.0	100.0		
		T	100.0	100.0	100.0	100.0	100.0	100.0	100.0	100.0	100.0	100.0	100.0	100.0		

TABLE 9 : MEDICALLY CERTIFIED DEATHS BY SEX AND MAJOR CAUSE GROUPS CAUSE GROUPS (BASE UPON TENTH REVISION OF I.C.D.) DURING 2002 TO 2011

ALL STATES/UNION TERRITORIES (TOTAL)

Major Group No.	CAUSE OF DEATH	Sex	YEAR									
			2002	2003	2004	2005	2006	2007	2008	2009	2010	2011
1	2	3	4	5	6	7	8	9	10	11	12	13
I	CERTAIN INFECTIOUS AND PARASITIC DISEASES	M	50534	54151	56029	61450	64941	69859	78263	76441	80365	76165
		F	26880	29426	31727	34304	34965	40383	44332	45009	47031	43550
		T	77414	83577	87756	95754	99906	110242	122595	121450	127396	119715
II	NEOPLASMS	M	11548	12150	14737	15853	17327	19419	23622	24984	25744	29638
		F	8673	9587	11643	12261	13345	14557	17627	18544	19147	21657
		T	20221	21737	26380	28114	30672	33976	41249	43528	44891	51295
III	DISEASES OF BLOOD & BLOOD FORMING ORGANS & CERTAIN DISORDERS INVOLVING THE IMMUNE MECHANISM	M	4818	4874	4827	5679	5930	6482	6742	7048	7453	7109
		F	4399	5010	5191	5690	5878	6424	6475	7013	7145	6922
		T	9217	9884	10018	11369	11808	12906	13217	14061	14598	14031
IV	ENDOCRINE, NUTRITIONAL AND METABOLIC DISEASES	M	10521	12005	13086	14609	18223	18010	20952	23170	22330	22101
		F	7084	8523	8568	9823	12474	12226	14403	16080	15772	15807
		T	17605	20528	21654	24432	30697	30236	35355	39250	38102	37908
V	MENTAL AND BEHAVIOURAL DISORDERS	M	830	839	667	726	833	917	797	588	831	924
		F	225	211	169	245	262	277	246	209	258	303
		T	1055	1050	836	971	1095	1194	1043	797	1089	1227
VI	DISEASES OF THE NERVOUS SYSTEM	M	10853	11492	13399	13813	12980	12918	13718	14946	13425	12996
		F	6408	7158	8438	8467	8181	7899	8237	9295	8597	8155
		T	17261	18650	21837	22280	21161	20817	21955	24241	22022	21151
VII	DISEASES OF THE EYE AND ADNEXA	M	21	17	12	10	13	28	110	19	25	35
		F	15	15	7	9	6	18	78	17	21	31
		T	36	32	19	19	19	46	188	36	46	66
VIII	DISEASES OF THE EAR AND MASTOID PROCESS	M	13	7	8	21	12	17	20	11	11	30
		F	8	13	8	21	4	7	7	6	13	18
		T	21	20	16	42	16	24	27	17	24	48
IX	DISEASES OF THE CIRCULATORY SYSTEM	M	94838	94209	101530	113086	123629	135729	153044	178976	178633	169304
		F	54445	57990	61680	65579	71799	79313	90333	110279	110938	107594
		T	149283	152199	163210	178665	195428	215042	243377	289255	289571	276898
X	DISEASES OF THE RESPIRATORY SYSTEM	M	30276	33557	32063	35892	39553	42169	47785	51049	58233	55359
		F	18636	21250	18249	20589	22289	23562	27242	30382	34056	32840
		T	48912	54807	50312	56481	61842	65731	75027	81431	92289	88199
XI	DISEASES OF THE DIGESTIVE SYSTEM	M	17770	18598	19415	19605	21928	24818	27122	27972	31215	32381
		F	5251	6055	6016	6612	6856	7613	7591	8060	9206	9594
		T	23021	24653	25431	26217	28784	32431	34713	36032	40421	41975
XII	DISEASES OF THE SKIN AND SUBCUTANEOUS TISSUE	M	663	778	661	619	839	878	1077	1021	1139	1173
		F	345	435	351	368	387	470	567	569	613	655
		T	1008	1213	1012	987	1226	1348	1644	1590	1752	1828
XIII	DISEASES OF THE MUSCULOSKELETAL SYSTEM AND CONNECTIVE TISSUE	M	186	191	169	164	234	297	315	276	373	533
		F	198	253	214	191	214	263	330	282	402	495
		T	384	444	383	355	448	560	645	558	775	1028
XIV	DISEASES OF THE GENITOURINARY SYSTEM	M	9114	9684	10640	11000	13210	14603	15777	16372	17295	16740
		F	5078	5502	6458	6480	7625	8323	9404	10054	10251	10785
		T	14192	15186	17098	17480	20835	22926	25181	26426	27546	27525
XV	PREGNANCY, CHILDBIRTH AND THE PUERPERIUM	F	3297	3339	3539	3291	3182	3781	3781	4213	4983	4669
		T	3297	3339	3539	3291	3182	3781	3781	4213	4983	4669
XVI	CERTAIN CONDITIONS ORIGINATING IN THE PERINATAL PERIOD	M	24092	23707	25620	26420	29380	36170	37522	40921	38270	42339
		F	15924	15858	15785	16650	18830	23316	24152	27041	28776	28471
		T	40016	39565	41405	43070	48210	59486	61674	67962	67046	70810
XVII	CONGENITAL MALFORMATIONS, DEFORMATIONS AND CHROMOSOMAL ABNORMALITIES	M	2390	2347	1982	2369	1975	2169	2556	3005	3055	3804
		F	1692	1751	1232	1589	1299	1498	1703	2014	2039	2440
		T	4082	4098	3214	3958	3274	3667	4259	5019	5094	6244
XVIII	SYMPTOMS, SIGNS AND ABNORMAL CLINICAL AND LABORATORY FINDINGS N.E.C.	M	32908	37803	43476	47317	62643	69219	71537	74571	73353	72704
		F	21858	23729	27259	29094	35200	41281	43109	46731	47738	46129
		T	54766	61532	70735	76411	97843	110500	114646	121302	121091	118833
XIX	INJURY, POISONING AND CERTAIN OTHER CONSEQUENCES OF EXTERNAL CAUSES	M	40077	41036	37727	38298	40698	47046	50110	44061	46780	47637
		F	21523	21854	20678	22313	22903	26587	27653	24789	25380	26751
		T	61600	62890	58405	60611	63601	73633	77763	68850	72160	74388
ALL CAUSES		M	341452	357445	376048	406931	454348	500748	551069	585431	598530	590972
		F	201939	217959	227212	243576	265699	297798	327270	360587	372366	366866
		T	543391	575404	603260	650507	720047	798546	878339	946018	970896	957838

TABLE 10 : PERCENTAGE DISTRUBUTION MEDICALLY CERTIFIED DEATHS BY SEX AND MAJOR CAUSE GROUPS (BASED UPON TENTH REVISION OF I.C.D.) DURING 2002 TO 2011

ALL STATES/UNION TERRITORIES (TOTAL)

Major Group No.	CAUSE OF DEATH	Sex	YEAR									
			2002	2003	2004	2005	2006	2007	2008	2009	2010	2011
1	2	3	4	5	6	7	8	9	10	11	12	13
I	CERTAIN INFECTIOUS AND PARASITIC DISEASES	M	14.8	15.1	14.9	15.1	14.3	14.0	14.2	13.1	13.4	12.9
		F	13.3	13.5	14.0	14.1	13.2	13.6	13.5	12.5	12.6	11.9
		T	14.2	14.5	14.5	14.7	13.9	13.8	14.0	12.8	13.1	12.5
II	NEOPLASMS	M	3.4	3.4	3.9	3.9	3.8	3.9	4.3	4.3	4.3	5.0
		F	4.3	4.4	5.1	5.0	5.0	4.9	5.4	5.1	5.1	5.9
		T	3.7	3.8	4.4	4.3	4.3	4.3	4.7	4.6	4.6	5.4
III	DISEASES OF BLOOD & BLOOD FORMING ORGANS & CERTAIN DISORDERS INVOLVING THE IMMUNE MECHANISM	M	1.4	1.4	1.3	1.4	1.3	1.3	1.2	1.2	1.2	1.2
		F	2.2	2.3	2.3	2.3	2.2	2.2	2.0	1.9	1.9	1.9
		T	1.7	1.7	1.7	1.7	1.6	1.6	1.5	1.5	1.5	1.5
IV	ENDOCRINE, NUTRITIONAL AND METABOLIC DISEASES	M	3.1	3.4	3.5	3.6	4.0	3.6	3.8	4.0	3.7	3.7
		F	3.5	3.9	3.8	4.0	4.7	4.1	4.4	4.5	4.2	4.3
		T	3.2	3.6	3.6	3.8	4.3	3.8	4.0	4.1	3.9	4.0
V	MENTAL AND BEHAVIOURAL DISORDERS	M	0.2	0.2	0.2	0.2	0.2	0.2	0.1	0.1	0.1	0.2
		F	0.1	0.1	0.1	0.1	0.1	0.1	0.1	0.1	0.1	0.1
		T	0.2	0.2	0.1	0.1	0.2	0.1	0.1	0.1	0.1	0.1
VI	DISEASES OF THE NERVOUS SYSTEM	M	3.2	3.2	3.6	3.4	2.9	2.6	2.5	2.6	2.2	2.2
		F	3.2	3.3	3.7	3.5	3.1	2.7	2.5	2.6	2.3	2.2
		T	3.2	3.2	3.6	3.4	2.9	2.6	2.5	2.6	2.3	2.2
VII	DISEASES OF THE EYE AND ADNEXA	M	0.0	0.0	0.0	0.0	0.0	0.0	0.0	0.0	0.0	0.0
		F	0.0	0.0	0.0	0.0	0.0	0.0	0.0	0.0	0.0	0.0
		T	0.0	0.0	0.0	0.0	0.0	0.0	0.0	0.0	0.0	0.0
VIII	DISEASES OF THE EAR AND MASTOID PROCESS	M	0.0	0.0	0.0	0.0	0.0	0.0	0.0	0.0	0.0	0.0
		F	0.0	0.0	0.0	0.0	0.0	0.0	0.0	0.0	0.0	0.0
		T	0.0	0.0	0.0	0.0	0.0	0.0	0.0	0.0	0.0	0.0
IX	DISEASES OF THE CIRCULATORY SYSTEM	M	27.8	26.4	27.0	27.8	27.2	27.1	27.8	30.6	29.8	28.6
		F	27.0	26.6	27.1	26.9	27.0	26.6	27.6	30.6	29.8	29.3
		T	27.5	26.5	27.1	27.5	27.1	26.9	27.7	30.6	29.8	28.9
X	DISEASES OF THE RESPIRATORY SYSTEM	M	8.9	9.4	8.5	8.8	8.7	8.4	8.7	8.7	9.7	9.4
		F	9.2	9.7	8.0	8.5	8.4	7.9	8.3	8.4	9.1	9.0
		T	9.0	9.5	8.3	8.7	8.6	8.2	8.5	8.6	9.5	9.2
XI	DISEASES OF THE DIGESTIVE SYSTEM	M	5.2	5.2	5.2	4.8	4.8	5.0	4.9	4.8	5.2	5.5
		F	2.6	2.8	2.6	2.7	2.6	2.6	2.3	2.2	2.5	2.6
		T	4.2	4.3	4.2	4.0	4.0	4.1	4.0	3.8	4.2	4.4
XII	DISEASES OF THE SKIN AND SUBCUTANEOUS TISSUE	M	0.2	0.2	0.2	0.2	0.2	0.2	0.2	0.2	0.2	0.2
		F	0.2	0.2	0.2	0.2	0.1	0.2	0.2	0.2	0.2	0.2
		T	0.2	0.2	0.2	0.2	0.2	0.2	0.2	0.2	0.2	0.2
XIII	DISEASES OF THE MUSCULOSKELETAL SYSTEM AND CONNECTIVE TISSUE	M	0.1	0.1	0.0	0.0	0.1	0.1	0.1	0.0	0.1	0.1
		F	0.1	0.1	0.1	0.1	0.1	0.1	0.1	0.1	0.1	0.1
		T	0.1	0.1	0.1	0.1	0.1	0.1	0.1	0.1	0.1	0.1
XIV	DISEASES OF THE GENITOURINARY SYSTEM	M	2.7	2.7	2.8	2.7	2.9	2.9	2.9	2.8	2.9	2.8
		F	2.5	2.5	2.8	2.7	2.9	2.8	2.9	2.8	2.8	2.9
		T	2.6	2.6	2.8	2.7	2.9	2.9	2.9	2.8	2.8	2.9
XV	PREGNANCY, CHILDBIRTH AND THE PUERPERIUM	F	1.6	1.5	1.6	1.4	1.2	1.3	1.2	1.2	1.3	1.3
		T	0.6	0.6	0.6	0.5	0.4	0.5	0.4	0.4	0.5	0.5
XVI	CERTAIN CONDITIONS ORIGINATING IN THE PERINATAL PERIOD	M	7.1	6.6	6.8	6.5	6.5	7.2	6.8	7.0	6.4	7.2
		F	7.9	7.3	6.9	6.8	7.1	7.8	7.4	7.5	7.7	7.8
		T	7.4	6.9	6.9	6.6	6.7	7.4	7.0	7.2	6.9	7.4
XVII	CONGENITAL MALFORMATIONS, DEFORMATIONS AND CHROMOSOMAL ABNORMALITIES	M	0.7	0.7	0.5	0.6	0.4	0.4	0.5	0.5	0.5	0.6
		F	0.8	0.8	0.5	0.7	0.5	0.5	0.5	0.6	0.5	0.7
		T	0.8	0.7	0.5	0.6	0.5	0.5	0.5	0.5	0.5	0.7
XVIII	SYMPTOMS, SIGNS AND ABNORMAL CLINICAL AND LABORATORY FINDINGS N.E.C.	M	9.6	10.6	11.6	11.6	13.8	13.8	13.0	12.7	12.3	12.3
		F	10.8	10.9	12.0	11.9	13.2	13.9	13.2	13.0	12.8	12.6
		T	10.1	10.7	11.7	11.7	13.6	13.8	13.1	12.8	12.5	12.4
XIX	INJURY, POISONING AND CERTAIN OTHER CONSEQUENCES OF EXTERNAL CAUSES	M	11.7	11.5	10.0	9.4	9.0	9.4	9.1	7.5	7.8	8.1
		F	10.7	10.0	9.1	9.2	8.6	8.9	8.4	6.9	6.8	7.3
		T	11.3	10.9	9.7	9.3	8.8	9.2	8.9	7.3	7.4	7.8
ALL CAUSES		M	100.0	100.0	100.0	100.0	100.0	100.0	100.0	100.0	100.0	100.0
		F	100.0	100.0	100.0	100.0	100.0	100.0	100.0	100.0	100.0	100.0
		T	100.0	100.0	100.0	100.0	100.0	100.0	100.0	100.0	100.0	100.0

**TABLE 11 : PERCENTAGE DISTRUBUTION MEDICALLY CERTIFIED DEATHS BY SEX AND
MAJOR CAUSE GROUPS (BASED UPON TENTH REVISION OF I.C.D.) DURING 2011**

ALL STATES/UNION TERRITORIES (TOTAL)

Major Group No.	CAUSE OF DEATH	Sex	AGE GROUPS											N.S.	TOTAL
			<1	1-4	5-14	15-24	25-34	35-44	45-54	55-64	65-69	70+			
			1	2	3	4	5	6	7	8	9	10	11		
I	CERTAIN INFECTIOUS AND PARASITIC DISEASES (A00-B99)	M	6.9	22.4	23.6	17.8	19.3	18.7	15.2	11.5	10.1	8.4	12.0	12.9	
		F	7.0	21.5	24.0	18.0	18.3	17.1	14.1	10.5	9.1	7.7	11.3	11.9	
		T	6.9	22.0	23.8	17.9	18.9	18.2	14.8	11.1	9.7	8.1	11.8	12.5	
II	NEOPLASMS (C00-D48)	M	0.9	4.1	5.5	4.4	3.9	4.6	5.8	7.0	7.0	4.7	4.7	5.0	
		F	0.9	3.4	4.1	3.2	4.7	8.7	11.2	9.6	7.3	3.9	5.7	5.9	
		T	0.9	3.8	4.9	3.8	4.2	5.9	7.5	7.9	7.1	4.4	5.1	5.4	
III	DISEASES OF BLOOD & BLOOD FORMING ORGANS & CERTAIN DISORDERS INVOLVING THE IMMUNE MECHANISM (D50-D89)	M	0.4	4.8	5.4	2.8	1.7	1.4	1.0	0.9	0.8	0.8	1.4	1.2	
		F	0.5	4.9	6.5	4.5	3.4	2.5	1.8	1.3	1.2	1.1	1.5	1.9	
		T	0.4	4.8	5.9	3.6	2.4	1.7	1.3	1.0	1.0	0.9	1.4	1.5	
IV	ENDOCRINE, NUTRITIONAL AND METABOLIC DISEASES (E00-E89)	M	0.2	1.4	1.4	1.0	1.3	2.0	3.8	5.6	6.2	5.5	4.7	3.7	
		F	0.3	1.6	1.5	1.0	1.3	2.6	5.1	7.3	7.5	5.6	5.6	4.3	
		T	0.2	1.5	1.4	1.0	1.3	2.2	4.2	6.1	6.7	5.5	5.0	4.0	
V	MENTAL AND BEHAVIOURAL DISORDERS (F01-F99)	M	0.0	0.1	0.1	0.2	0.3	0.3	0.3	0.2	0.1	0.0	0.3	0.2	
		F	0.0	0.1	0.1	0.1	0.2	0.2	0.1	0.1	0.0	0.0	0.3	0.1	
		T	0.0	0.1	0.1	0.1	0.3	0.3	0.2	0.1	0.1	0.0	0.3	0.1	
VI	DISEASES OF THE NERVOUS SYSTEM (G00-G98)	M	1.4	11.2	9.1	3.3	2.9	2.5	2.0	1.6	1.6	1.5	2.6	2.2	
		F	1.8	10.7	7.7	3.2	2.7	2.5	2.3	1.7	1.5	1.3	2.7	2.2	
		T	1.6	11.0	8.5	3.3	2.8	2.5	2.1	1.6	1.6	1.4	2.6	2.2	
VII	DISEASES OF THE EYE AND ADNEXA (H00-H59)	M	0.0	0.0	0.0	0.0	0.0	0.0	0.0	0.0	0.0	0.0	0.0	0.0	
		F	0.0	0.0	0.0	0.0	0.0	0.0	0.0	0.0	0.0	0.0	0.0	0.0	
		T	0.0	0.0	0.0	0.0	0.0	0.0	0.0	0.0	0.0	0.0	0.0	0.0	
VIII	DISEASES OF THE EAR AND MASTOID PROCESS (H60-H95)	M	0.0	0.0	0.0	0.0	0.0	0.0	0.0	0.0	0.0	0.0	0.0	0.0	
		F	0.0	0.0	0.0	0.0	0.0	0.0	0.0	0.0	0.0	0.0	0.0	0.0	
		T	0.0	0.0	0.0	0.0	0.0	0.0	0.0	0.0	0.0	0.0	0.0	0.0	
IX	DISEASES OF THE CIRCULATORY SYSTEM (I00-I99)	M	1.5	17.4	12.6	11.6	15.3	22.2	31.2	37.5	38.3	42.1	26.7	28.5	
		F	1.6	16.9	12.6	10.7	14.9	22.1	32.1	38.1	41.4	44.2	26.3	29.2	
		T	1.5	17.2	12.6	11.2	15.1	22.2	31.5	37.7	39.5	43.0	26.5	28.8	
X	DISEASES OF THE RESPIRATORY SYSTEM (J00-J98)	M	4.5	11.2	8.9	6.1	5.9	6.9	8.0	10.3	12.8	13.0	13.3	9.4	
		F	5.3	11.8	9.0	5.6	5.9	7.7	8.4	9.7	10.6	11.2	12.3	9.0	
		T	4.8	11.5	9.0	5.8	5.9	7.1	8.1	10.1	11.9	12.2	12.9	9.2	
XI	DISEASES OF THE DIGESTIVE SYSTEM (K00-K92)	M	0.5	2.7	3.3	3.6	6.9	10.1	9.1	6.3	5.0	2.7	7.7	5.5	
		F	0.5	2.5	3.2	2.8	2.8	3.9	3.9	3.5	3.0	1.8	4.2	2.7	
		T	0.5	2.6	3.2	3.2	5.3	8.1	7.4	5.3	4.2	2.3	6.5	4.4	
XII	DISEASES OF THE SKIN AND SUBCUTANEOUS TISSUE (L00-L98)	M	0.0	0.2	0.2	0.1	0.1	0.2	0.3	0.2	0.2	0.2	0.4	0.2	
		F	0.0	0.1	0.1	0.1	0.1	0.2	0.3	0.2	0.2	0.2	0.3	0.2	
		T	0.0	0.2	0.2	0.1	0.1	0.2	0.3	0.2	0.2	0.2	0.4	0.2	
XIII	DISEASES OF THE MUSCULOSKELETAL SYSTEM AND CONNECTIVE TISSUE (M00-M99)	M	0.1	0.1	0.1	0.2	0.1	0.1	0.1	0.1	0.1	0.1	0.4	0.1	
		F	0.0	0.0	0.1	0.2	0.3	0.2	0.2	0.1	0.1	0.1	0.5	0.1	
		T	0.1	0.1	0.1	0.2	0.2	0.1	0.1	0.1	0.1	0.1	0.4	0.1	
XIV	DISEASES OF THE GENITOURINARY SYSTEM (N00-N99)	M	0.6	1.1	1.9	2.3	2.4	2.9	2.9	3.4	3.9	3.4	1.8	2.8	
		F	0.7	1.1	2.1	2.4	2.4	3.4	3.8	3.9	4.3	3.0	4.4	3.0	
		T	0.6	1.1	2.0	2.3	2.4	3.0	3.2	3.6	4.0	3.2	2.8	2.9	
XV	PREGNANCY, CHILDBIRTH AND THE PUERPERIUM (O00-O99)	F	0.0	0.0	0.0	6.3	6.6	3.4	0.3	0.0	0.0	0.0	1.9	1.3	
		T	0.0	0.0	0.0	3.0	2.6	1.1	0.1	0.0	0.0	0.0	0.7	0.5	
XVI	CERTAIN CONDITIONS ORIGINATING IN THE PERINATAL PERIOD (P00-P96)	M	74.7	0.0	0.0	0.0	0.0	0.0	0.0	0.0	0.0	0.0	2.0	7.2	
		F	73.3	0.0	0.0	0.0	0.0	0.0	0.0	0.0	0.0	0.0	2.5	7.8	
		T	74.2	0.0	0.0	0.0	0.0	0.0	0.0	0.0	0.0	0.0	2.2	7.4	
XVII	CONGENITAL MALFORMATIONS, DEFORMATIONS AND CHROMOSOMAL ABNORMALITIES (Q00-Q99)	M	3.6	6.4	1.8	0.2	0.2	0.2	0.2	0.3	0.1	0.1	1.2	0.7	
		F	3.5	6.0	1.8	0.2	0.2	0.2	0.2	0.2	0.1	0.1	1.4	0.7	
		T	3.6	6.2	1.8	0.2	0.2	0.2	0.2	0.3	0.1	0.1	1.3	0.7	
XVIII	SYMPTOMS, SIGNS AND ABNORMAL CLINICAL AND LABORATORY FINDINGS N.E.C. (R00-R99)	M	4.2	10.6	14.0	17.6	16.0	13.9	11.8	10.4	10.0	15.3	11.5	12.2	
		F	4.1	12.6	14.4	15.7	13.2	11.8	9.9	10.1	10.6	17.9	11.4	12.5	
		T	4.2	11.5	14.2	16.7	14.9	13.2	11.2	10.3	10.2	16.5	11.5	12.3	
XIX	INJURY, POISONING AND CERTAIN OTHER CONSEQUENCES OF EXTERNAL CAUSES (S00-T98)	M	0.5	6.4	12.2	28.9	23.7	14.2	8.4	4.8	3.7	2.2	9.2	8.1	
		F	0.5	6.9	12.7	26.0	23.1	13.6	6.4	3.7	3.2	1.8	7.8	7.3	
		T	0.5	6.6	12.4	27.5	23.5	14.0	7.7	4.4	3.5	2.0	8.7	7.8	
ALL CAUSES		M	100.0	100.0	100.0	100.0	100.0	100.0	100.0	100.0	100.0	100.0	100.0	100.0	
		F	100.0	100.0	100.0	100.0	100.0	100.0	100.0	100.0	100.0	100.0	100.0	100.0	
		T	100.0	100.0	100.0	100.0	100.0	100.0	100.0	100.0	100.0	100.0	100.0	100.0	

**TABLE 12 : PERCENTAGE DISTRIBUTION OF MEDICALLY CERTIFIED DEATHS OVER AGE GROUPS
BY SEX AND MAJOR CAUSE GROUPS (BASED UPON TENTH REVISION OF ICD) DURING 2011**

ALL STATES/UNION TERRITORIES (TOTAL)

Major Group No.	CAUSE OF DEATH	Sex	AGE GROUPS												N.S.	TOTAL
			<1	1-4	5-14	15-24	25-34	35-44	45-54	55-64	65-69	70+				
			1	2	3	4	5	6	7	8	9	10	11	12		
I	CERTAIN INFECTIOUS AND PARASITIC DISEASES (A00-B99)	M	5.1	2.7	3.8	6.4	10.9	15.6	17.1	14.9	6.7	13.7	3.1	100.0		
		F	6.2	3.4	5.2	10.0	11.9	11.8	12.7	12.1	6.6	17.1	2.9	100.0		
		T	5.5	2.9	4.3	7.7	11.3	14.2	15.5	13.9	6.7	15.0	3.1	100.0		
II	NEOPLASMS (C00-D48)	M	1.7	1.2	2.3	4.0	5.7	9.9	16.8	23.4	11.8	19.9	3.1	100.0		
		F	1.6	1.1	1.8	3.6	6.2	12.0	20.4	22.3	10.7	17.5	3.0	100.0		
		T	1.7	1.2	2.1	3.8	5.9	10.8	18.3	22.9	11.3	18.9	3.1	100.0		
III	DISEASES OF BLOOD & BLOOD FORMING ORGANS & CERTAIN DISORDERS INVOLVING THE IMMUNE MECHANISM (D50-D89)	M	3.0	6.1	9.2	10.9	10.0	12.3	12.3	12.6	5.9	14.0	3.8	100.0		
		F	2.6	5.0	8.9	15.9	14.0	10.8	10.1	9.4	5.5	15.4	2.5	100.0		
		T	2.8	5.5	9.0	13.3	12.0	11.5	11.2	11.0	5.7	14.7	3.1	100.0		
IV	ENDOCRINE, NUTRITIONAL AND METABOLIC DISEASES (E00-E89)	M	0.5	0.6	0.7	1.2	2.5	5.8	14.6	25.0	14.1	30.8	4.2	100.0		
		F	0.7	0.7	0.9	1.6	2.3	4.8	12.7	23.1	14.9	34.3	4.0	100.0		
		T	0.6	0.6	0.8	1.4	2.4	5.4	13.8	24.2	14.5	32.3	4.1	100.0		
V	MENTAL AND BEHAVIOURAL DISORDERS (F01-F99)	M	0.3	0.5	1.5	5.5	14.9	21.4	23.6	16.8	3.6	6.4	5.4	100.0		
		F	0.9	1.8	2.7	6.0	17.9	17.9	13.4	14.6	2.1	11.6	11.0	100.0		
		T	0.5	0.8	1.8	5.6	15.7	20.5	21.0	16.3	3.2	7.8	6.9	100.0		
VI	DISEASES OF THE NERVOUS SYSTEM (G00-G98)	M	6.2	7.8	8.4	7.0	9.5	12.0	13.1	11.9	6.2	14.1	3.9	100.0		
		F	8.3	9.0	8.8	9.4	9.4	9.1	11.0	10.2	5.6	15.5	3.7	100.0		
		T	7.0	8.2	8.6	7.9	9.5	10.9	12.3	11.3	6.0	14.6	3.8	100.0		
VII	DISEASES OF THE EYE AND ADNEXA (H00-H59)	M	2.9	2.9	5.7	5.7	8.6	25.7	11.4	11.4	2.9	22.9	0.0	100.0		
		F	3.2	0.0	0.0	6.5	12.9	12.9	9.7	22.6	12.9	16.1	3.2	100.0		
		T	3.0	1.5	3.0	6.1	10.6	19.7	10.6	16.7	7.6	19.7	1.5	100.0		
VIII	DISEASES OF THE EAR AND MASTOID PROCESS (H60-H95)	M	0.0	0.0	3.2	12.9	12.9	6.5	16.1	19.4	12.9	9.7	6.5	100.0		
		F	0.0	0.0	0.0	16.7	5.6	16.7	0.0	16.7	5.6	33.3	5.6	100.0		
		T	0.0	0.0	2.0	14.3	10.2	10.2	10.2	18.4	10.2	18.4	6.1	100.0		
IX	DISEASES OF THE CIRCULATORY SYSTEM (I00-I99)	M	0.5	0.9	0.9	1.9	3.9	8.4	15.8	22.0	11.4	31.1	3.1	100.0		
		F	0.6	1.1	1.1	2.4	3.9	6.2	11.8	17.9	12.2	40.0	2.8	100.0		
		T	0.5	1.0	1.0	2.1	3.9	7.5	14.3	20.4	11.7	34.5	3.0	100.0		
X	DISEASES OF THE RESPIRATORY SYSTEM (J00-J98)	M	4.6	1.8	1.9	3.0	4.6	7.9	12.3	18.4	11.6	29.1	4.7	100.0		
		F	6.3	2.5	2.6	4.1	5.1	7.0	10.0	14.9	10.2	33.1	4.2	100.0		
		T	5.2	2.1	2.2	3.4	4.8	7.6	11.5	17.1	11.1	30.6	4.6	100.0		
XI	DISEASES OF THE DIGESTIVE SYSTEM (K00-K92)	M	0.9	0.7	1.2	3.0	9.1	19.6	23.7	19.1	7.7	10.3	4.7	100.0		
		F	1.8	1.8	3.1	6.9	8.1	12.1	15.7	17.9	9.9	17.8	4.9	100.0		
		T	1.1	1.0	1.6	3.9	8.9	17.9	21.8	18.9	8.2	12.0	4.7	100.0		
XII	DISEASES OF THE SKIN AND SUBCUTANEOUS TISSUE (L00-L98)	M	1.5	1.5	2.1	2.3	4.0	8.6	19.8	19.6	9.9	24.0	6.7	100.0		
		F	2.1	1.0	1.9	4.9	4.9	8.8	15.4	17.6	10.0	28.7	4.5	100.0		
		T	1.7	1.3	2.1	3.2	4.3	8.7	18.2	18.9	9.9	25.7	5.9	100.0		
XIII	DISEASES OF THE MUSCULOSKELETAL SYSTEM AND CONNECTIVE TISSUE (M00-M99)	M	5.1	1.4	2.0	9.0	7.4	12.0	14.4	13.5	8.3	13.7	13.2	100.0		
		F	3.3	0.4	2.0	10.0	13.5	10.4	13.4	13.0	7.1	16.7	10.2	100.0		
		T	4.2	0.9	2.0	9.5	10.4	11.2	13.9	13.3	7.7	15.1	11.8	100.0		
XIV	DISEASES OF THE GENITOURINARY SYSTEM (N00-N99)	M	1.9	0.6	1.4	3.8	6.2	11.1	14.9	20.6	11.7	25.6	2.2	100.0		
		F	2.5	0.7	1.8	5.2	6.1	9.2	13.6	18.0	12.4	26.0	4.6	100.0		
		T	2.1	0.6	1.6	4.3	6.2	10.3	14.4	19.5	12.0	25.8	3.1	100.0		
XV	PREGNANCY, CHILDBIRTH AND THE PUERPERIUM (O00-O99)	F	0.0	0.0	0.0	32.2	39.0	21.6	2.6	0.0	0.0	0.1	4.5	100.0		
		T	0.0	0.0	0.0	32.2	39.0	21.6	2.6	0.0	0.0	0.1	4.5	100.0		
XVI	CERTAIN CONDITIONS ORIGINATING IN THE PERINATAL PERIOD (P00-P96)	M	99.1	0.0	0.0	0.0	0.0	0.0	0.0	0.0	0.0	0.0	0.9	100.0		
		F	99.0	0.0	0.0	0.0	0.0	0.0	0.0	0.0	0.0	0.0	1.0	100.0		
		T	99.1	0.0	0.0	0.0	0.0	0.0	0.0	0.0	0.0	0.0	0.9	100.0		
XVII	CONGENITAL MALFORMATIONS, DEFORMATIONS AND CHROMOSOMAL ABNORMALITIES (Q00-Q99)	M	51.5	14.7	5.4	1.7	2.3	2.7	3.5	7.0	1.8	3.3	6.2	100.0		
		F	52.6	16.2	6.8	2.1	1.7	2.0	3.6	4.3	1.0	3.6	6.3	100.0		
		T	51.9	15.3	5.9	1.8	2.1	2.4	3.5	5.9	1.5	3.4	6.2	100.0		
XVIII	SYMPTOMS, SIGNS AND ABNORMAL CLINICAL AND LABORATORY FINDINGS N.E.C. (R00-R99)	M	3.3	1.3	2.3	6.7	9.6	12.2	14.0	14.2	7.0	26.4	3.1	100.0		
		F	3.4	1.9	3.0	8.3	8.1	7.7	8.5	11.1	7.3	37.8	2.8	100.0		
		T	3.4	1.6	2.6	7.3	9.0	10.5	11.8	13.0	7.1	30.8	3.0	100.0		
XIX	INJURY, POISONING AND CERTAIN OTHER CONSEQUENCES OF EXTERNAL CAUSES (S00-T98)	M	0.6	1.2	3.1	16.5	21.3	18.9	14.9	10.0	3.9	5.7	3.8	100.0		
		F	0.8	1.8	4.5	23.4	24.4	15.2	9.3	6.9	3.8	6.6	3.3	100.0		
		T	0.7	1.4	3.6	19.0	22.4	17.6	12.9	8.9	3.9	6.0	3.6	100.0		
ALL CAUSES		M	9.6	1.5	2.1	4.6	7.3	10.8	14.5	16.8	8.5	21.1	3.3	100.0		
		F	10.5	1.9	2.6	6.6	7.7	8.2	10.7	13.7	8.6	26.4	3.1	100.0		
		T	9.9	1.7	2.3	5.4	7.5	9.8	13.0	15.6	8.6	23.1	3.2	100.0		

APPENDIX - II**For Hospital Events****FORM NO. 4**

(See Rule 7)

MEDICAL CERTIFICATE OF CAUSE OF DEATH

(Hospital In-patients. Not to be used for still births)
To be sent to Registrar along with Form No. 2 (Death Report)

Name of the Hospital

I hereby certify that the person whose particulars are given below died in the hospital in Ward

No..... On AtAM/PM

NAME OF DECEASED					For use of Statistical Office
Sex	Age at Death				
	If 1 year or more, age in years	If less than 1 year, age in month	If less than one month, age in days	If less than one day, age in hours	
1. Male 2. Female					
CAUSE OF DEATH I Immediate cause State the disease, injury or complication which caused death, not the mode of dying such as heart failure, asthenia, etc. (a) due to (or as a consequences of) Antecedent cause Morbid conditions, if any, giving rise to the above cause, stating underlying conditions last (b) due to (or as a consequences of) II Other significant conditions contributing to the death but not related to the disease or condition causing it (c)					

Manner of Death

How did the injury occur?

1. Natural 2. Accident 3. Suicide 4. Homicide 5. Pending investigation

If deceased was a female, was pregnancy the death associated with?

1. Yes 2. No

If yes, was there a delivery?

1. Yes 2. No

Name and signature of the Medical Attendant certifying the cause of death

Date of verification

(To be detached and handed over to the relative of the deceased)

Certified that Shri/Smt/Kum..... S/W/D of Shri

R/O was admitted to this hospital on

and expired on

Doctor.....

(Medical Superintendent & Name of Hospital)

APPENDIX - III**For Non Hospital Events****FORM NO. 4A**

(See Rule 7)

MEDICAL CERTIFICATE OF CAUSE OF DEATH

(For non-institutional deaths. Not to be used for still births)
To be sent to Registrar along with Form No. 2 (Death Report)

I hereby certify that the deceased Shri/Smt/Km..... son/wife/daughter of resident of was under my treatment from to and he/she died on atA.M./P.M.

NAME OF DECEASED					For use of Statistical Office
Sex	Age at Death				
	If 1 year or more, age in years	If less than 1 year, age in month	If less than one month, age in days	If less than one day, age in hours	
1. Male 2. Female					
CAUSE OF DEATH I Immediate cause State the disease, injury or complication which caused death, not the mode of dying such as heart failure, asthenia, etc. (a) due to (or as a consequences of) Antecedent cause (b) due to (or as a consequences of) Morbidity conditions, if any, giving rise to the above cause, stating underlying conditions last II Othersignificantconditionscontributing to the death but not related to the disease or condition causing it (c)					Interval between onset and death approx.

If deceased was a female, was pregnancy the death associated with?

1. Yes 2. No

If yes, was there a delivery?

1. Yes 2. No

Name and signature of the Medical Practitioner certifying the cause of death

Date of verification

(To be detached and handed over to the relative of the deceased)

Certified that Shri/Smt/Kum..... S/W/D of Shri.....
R/O was under my treatment from
..... to and he/she expired on at A.M./P.M.

Doctor
Signature and address of Medical Practitioner/
Medical attendant with Registration No.

APPENDIX - IV

MAJOR GROUPS AND THE DESCRIPTION OF ICD-10 CODES

The classification of diseases may be defined as a system of categories to which morbid entities are assigned according to established criteria. The Tenth Revision of International Classification of Diseases (ICD-10) is a single coded list of three-character categories, each of which can be further divided into up to ten four-character subcategories. In place of the purely numeric coding system of ICD-9, ICD-10 uses alphanumeric code with a letter in the first position and a number in the second, third and fourth positions; the fourth character follows a decimal point. The code numbers can range from A00.0 to Z99.9. The letter U is not used and is kept blank for use in future. Codes U00-U49 is kept reserved to be used for the provisional assignment of new diseases of uncertain etiology. Codes U50-U99 may be used in research, e.g. when testing an alternative sub-classification for a special project.

2. The National list for tabulation of Morbidity and Mortality based on the Ninth Revision of ICD-9, 1975 was adopted in MCCD from 1980 to 1998. Subsequently, the World Health Organization (WHO) brought out 10th Revision of International Classification of Diseases (ICD) and the National List for tabulation of Morbidity and Mortality data, based on ICD-10 has been finalized in consultation with the states to meet their requirements and has been adopted from 1999 onward for MCCD Report. The list based on ICD-10 comprises of 20 major Groups, 69 categories and 193 sub-categories of causes as compared to 18 major groups including supplementary classification of Injury & poisoning, 66 categories and 194 sub-categories of causes (includes few single causes) of national list based on ICD-9. Chapters, Blocks of three-character categories and group of three/four-character categories of ICD-10 have been considered as Major Groups, Categories and sub-categories respectively in the national list.

3. As per the recommendations of the ICD-10, data on "Medical Certification of Cause of Death" have been tabulated for a total of 69 categories of causes under Major Groups I to XX of National List including External Causes of morbidity and mortality.

National List based on ICD-10	
Major Groups I to XIX:	
1. Categories-58 (Group of three-character categories)	
2. Sub-categories-177 (Group of 3/4-character categories and 3/4 -character single category)	
&	
Major Group XX: External Causes of Morbidity & Mortality	
3. Categories-11 (Group of three-character categories)	
4. Sub-categories-16 (Group of 3/4-character categories and 3/4 -character single category)	

The descriptions for all Major Groups of the National list based on ICD-10 are as under:

Major Cause Groups	Description and ICD codes
I	Certain Infectious and parasitic diseases (A00-B99)
II	Neoplasms (C00-D48)
III	Diseases of the blood and blood forming organs and certain disorders involving the immune mechanism (D50-D89)
IV	Endocrine, nutritional and metabolic diseases (E00-E89)
V	Mental and behavioural disorders (F01-F99)
VI	Diseases of the nervous system (G00-G98)
VII	Diseases of the eye and Adnexa (H00-H59)
VIII	Diseases of the ear and mastoid process (H60-H95)
IX	Diseases of the circulatory system (I00-I99)
X	Diseases of the respiratory system (J00-J98)
XI	Diseases of the digestive system (K00-K92)
XII	Diseases of the skin and subcutaneous tissue (L00-L98)
XIII	Diseases of the musculoskeletal system and connective tissue (M00-M99)
XIV	Diseases of the genitourinary system (N00-N99)
XV	Pregnancy, childbirth and the puerperium (O00-O99)
XVI	Certain conditions originating in the perinatal period (P00-P96)
XVII	Congenital malformation, deformation and chromosomal abnormalities (Q00-Q99)
XVIII	Symptoms, signs and abnormal clinical and laboratory findings, n.e.c. (R00-R99)
XIX	Injury, poisoning and certain other consequences of external causes (S00-T98)
XX	External causes of morbidity and mortality (V01-Y89)
XXI*	Factors influencing health status and contact with health services (Z00-Z99)

* Not in use in India.

APPENDIX - V

NATIONAL LIST FOR TABULATION OF MORTALITY & MORBIDITY BASED ON THE TENTH REVISION OF INTERNATIONAL CLASSIFICATION OF DISEASES (ICD)

Major Group No.	CAUSE OF DEATH		ICD -10 CODES
I.	CERTAIN INFECTIOUS AND PARASITIC DISEASES		A00-B99
	1	Intestinal infectious diseases	A00-A09
	1	Cholera	A00
	2	Typhoid fever and paratyphoid fevers	A01
	3	Food poisoning	A02, A05
	4	Shigellosis	A03
	5	Amoebiasis	A06
	6	Diarrhoea and gastroenteritis of presumed infectious origin	A09
	7	Other intestinal infectious diseases	A04,A07-A08
	2	Tuberculosis	A15-A19
	1	Respiratory tuberculosis	A15-A16
	2	Tuberculosis of nervous system	A17
	3	Tuberculosis of other organs & miliary tuberculosis	A18-A19
	3	Other bacterial diseases	A20-A49
	1	Plague	A20
	2	Leprosy	A30
	3	Neonatal tetanus	A33
	4	Other tetanus	A34-A35
	5	Diphtheria	A36
	6	Whooping cough	A37
	7	Meningococcal infection	A39
	8	Septicaemia	A40-A41
	9	All other types of bacterial diseases	A21-A28,A31-A32,A38, A42-A49
	4	Infections with a predominantly sexual mode of transmission	A50-A64
	1	Syphilis	A50-A53
	2	Other types of infections with a predominantly sexual mode of transmission	A54-A64
	5	Viral diseases	A70-A74 & A80-B34
	1	Acute poliomyelitis	A80
	2	Rabies	A82
	3	Japanese encephalitis	A83.0
	4	Other viral encephalitis	A83.1-A83.9,A84-A86
	5	Dengue fever	A90
	6	Other arthropod-borne viral fevers and viral haemorrhagic fevers	A91-A94, A96-A99
	7	Smallpox	B03
	8	Measles	B05

Major Group No.	CAUSE OF DEATH			ICD -10 CODES
		9	Acute Hepatitis B	B16
		10	Other viral hepatitis	B15, B17-B19
		11	Human immunodeficiency virus [HIV] disease	B20-B24
		12	All other types of viral diseases	A70-A74,A81,A87-A89,A95,B00-B02,B04,B06-B09 & B25-B34
I (Contd..)	6	Protozoal diseases		B50-B64
		1	Malaria	B50-B54
		2	All other types of protozoal diseases	B55-B64
	7	Other certain infectious & parasitic diseases and late effects of infectious & parasitic diseases		A65-A69 & A75-A79,B35-B49,B65-B99
		1	Filariasis	B74
		2	Other helminthiasis	B65-B73,B75,B77-B83
		3	Other spirochaetal diseases and Rickettsioses	A65-A69 & A75-A79
		4	All other infectious & parasitic diseases and late effects of infectious & parasitic diseases	B35-B49,B76, B85-B99
II.	NEOPLASMS			C00-D48
	8	Malignant neoplasms of lip, oral cavity and pharynx		C00-C14
	9	Malignant neoplasms of digestive organs		C15-C26
		1	Malignant neoplasm of oesophagus	C15
		2	Malignant neoplasm of stomach	C16
		3	Malignant neoplasm of small intestine including duodenum	C17
		4	Malignant neoplasm of colon	C18
		5	Malignant neoplasm of rectosigmoid junction, rectum,anus and anal canal	C19-C21
		6	Malignant neoplasm of liver and intrahepatic bile ducts	C22
		7	Malignant neoplasm of pancreas	C25
		8	Other malignant neoplasms of digestive organs	C23-C24,C26
	10	Malignant neoplasms of respiratory and intrathoracic organs		C30-C39
		1	Malignant neoplasm of larynx	C32
		2	Malignant neoplasm of trachea, bronchus and lung	C33-C34
		3	Other malignant neoplasm of respiratory and intrathoracic organs	C30-C31, C37-C39
	11	Malignant neoplasms of bone, mesothelial and soft tissue,skin and breast		C40-C50
		1	Malignant neoplasm of bone and articular cartilage	C40-C41
		2	Malignant melanoma of skin	C43
		3	Other malignant neoplasms of skin	C44
		4	Malignant neoplasms of mesothelial and soft tissue	C45-C49
		5	Malignant neoplasm of breast	C50
II (Contd..)	12	Malignant neoplasms of genitourinary organs		C51-C68
		1	Malignant neoplasm of cervix uteri	C53

Major Group No.	CAUSE OF DEATH			ICD -10 CODES
		2	Malignant neoplasm of other and unspecified parts of uterus	C54-C55
		3	Malignant neoplasm of ovary	C56
		4	Malignant neoplasm of placenta	C58
		5	Other malignant neoplasms of female genital organs	C51-C52,C57
		6	Malignant neoplasm of prostate	C61
		7	Other malignant neoplasms of male genital organs	C60,C62-C63
		8	Malignant neoplasm of bladder	C67
		9	Other malignant neoplasms of urinary tract	C64-C66,C68
	13	Malignant neoplasms of eye, brain and other parts of central nervous system		C69-C72
		1	Malignant neoplasm of eye & adnexa	C69
		2	Malignant neoplasm of meninges, brain and other parts of central nervous system	C70-C72
	14	Malignant neoplasms of other and unspecified sites		C73-C80 & C97
	15	Malignant neoplasms of lymphoid, haematopoietic and related tissue		C81-C96
		1	Hodgkin's disease	C81
		2	Non-Hodgkin's lymphoma	C82-C85
		3	Multiple myeloma and malignant plasma cell neoplasms	C90
		4	Leukaemia	C91-C95
		5	Other malignant neoplasms of lymphoid,haematopoietic and related tissue	C88 & C96
	16	Carcinoma in situ		D00-D09
	17	Benign neoplasms		D10-D36
		1	Leiomyoma of uterus	D25
		2	All other benign neoplasms	D10-D24 & D26-D36
	18	Other and unspecified neoplasm		D37-D48
III.	DISEASES OF THE BLOOD AND BLOOD-FORMING ORGANS AND CERTAIN DISORDERS INVOLVING THE IMMUNE MECHANISM			D50-D89
	19	Diseases of the blood and blood-forming organs and certain disorders involving the immune mechanism		D50-D89
		1	Thalassaemia	D56
		2	Other anaemias	D50-D55,D57-D64
		3	All other diseases of blood and blood-forming organs	D65-D76
		4	Certain disorders involving the immune mechanism	D80-D89
IV.	ENDOCRINE, NUTRITIONAL AND METABOLIC DISEASES			E00-E89
	20	Malnutrition		E40-E46
		1	Kwashiorkor	E40
		2	Nutritional marasmus	E41
		3	Other protein-energy malnutrition	E42-E46
	21	Endocrine, other nutritional and metabolic diseases		E00-E34 & E50-E89

Major Group No.	CAUSE OF DEATH			ICD -10 CODES
		1	Disorders of thyroid gland	E00-E07
		2	Diabetes mellitus	E10-E14
		3	All other nutritional deficiencies	E50-E64
		4	All other endocrine and metabolic diseases	E15-E34 & E65-E89
V.	MENTAL AND BEHAVIOURAL DISORDERS			F01-F99
	22	Mental and behavioural disorders		F01-F99
		1	Mental and behavioural disorders due to psychoactive substance use	F10-F19
		2	Schizophrenia, schizotypal & delusional disorders	F20-F29
		3	All other mental and behavioural disorders	F01-F09,F30-F99
VI.	DISEASES OF THE NERVOUS SYSTEM			G00-G98
	23	Inflammatory diseases of the central nervous system		G00-G09
		1	Meningitis	G00 & G03
		2	Encephalitis,myelitis and encephalomyelitis	G04
		3	Other inflammatory diseases of the central nervous system	G06,G08-G09
	24	Other diseases of the nervous system		G10-G98
		1	Alzheimer's disease	G30
		2	Epilepsy	G40-G41
		3	All other diseases of the nervous system	G10-G25,G31,G35-G37,G43-G98
VII.	DISEASES OF THE EYE AND ADNEXA			H00-H59
	25	Disease of the eye and adnexa		H00-H59
VIII.	DISEASES OF THE EAR AND MASTOID PROCESS			H60-H95
	26	Diseases of the ear and mastoid process		H60-H93
IX.	DISEASES OF THE CIRCULATORY SYSTEM			I00-I99
	27	Acute rheumatic fever and chronic rheumatic heart diseases		I00-I09
		1	Acute rheumatic fever	I00-I02
		2	Chronic rheumatic heart diseases	I05-I09
	28	Hypertensive diseases		I10-I15
		1	Hypertensive heart disease	I11
		2	All other hypertensive diseases	I10, I12-I15
	29	Ischaemic heart diseases		I20-I25
		1	Acute myocardial infarction	I21-I22
		2	All other ischaemic heart diseases	I20 & I23-I25
	30	Diseases of pulmonary circulation and other forms of heart disease		I26-I51
		1	Pulmonary heart disease and diseases of pulmonary circulation	I26-I28
		2	Other forms of heart diseases	I30-I51
	31	Cerebrovascular diseases		I60-I69
	32	Other diseases of the circulatory system		I70-I99
		1	Atherosclerosis	I70
		2	Arterial embolism and thrombosis	I74
		3	Other diseases of arteries, arterioles & capillaries	I71-I73 & I77-I78

Major Group No.	CAUSE OF DEATH			ICD -10 CODES
		4	Phlebitis, thrombophlebitis, venous embolism and thrombosis	I80-I82
		5	All other diseases of the circulatory system	I83-I99
X.	DISEASES OF THE RESPIRATORY SYSTEM			J00-J98
	33	Diseases of the upper respiratory tract		J00-J06 & J30-J39
		1	Acute pharyngitis and acute tonsillitis	J02-J03
		2	Acute laryngitis and tracheitis	J04
		3	Other acute upper respiratory infections	J00-J01 & J05-J06
		4	All other diseases of upper respiratory tract	J30-J39
	34	Lower respiratory diseases		J20-J22 & J40-J47
		1	Acute bronchitis and acute bronchiolitis	J20-J21
		2	Bronchitis, chronic and unspecified, emphysema	J40-J43
		3	Asthma	J45-J46
		4	Other lower respiratory disorders	J22, J44 & J47
	35	Other diseases of the respiratory system		J10-J18, J60-J98
		1	Influenza	J10-J11
		2	Pneumonia	J12-J18
		3	Pleurisy	J90
		4	All other diseases of the respiratory system	J60-J86, J92-J98.
XI.	DISEASES OF THE DIGESTIVE SYSTEM			K00-K92
	36	Diseases of oral cavity, salivary glands and jaws		K00-K14
	37	Diseases of the other parts of digestive system		K20-K92
		1	Gastric and duodenal ulcer	K25-K27
		2	Gastritis and duodenitis	K29
		3	Diseases of appendix	K35-K38
		4	Hernia	K40-K46
		5	Paralytic ileus and intestinal obstruction without hernia	K56
		6	Peritonitis	K65
		7	Diseases of the liver	K70-K76
		8	Cholelithiasis and cholecystitis	K80-K81
		9	Disorders of the pancreas	K85-K86
		10	All other diseases of the other parts of digestive system	K20-K22, K28, K30-K31, K50-K55, K57-K63, K66, K82-K83 & K90-K92
XII.	DISEASES OF THE SKIN AND SUBCUTANEOUS TISSUE			L00-L98
	38	Diseases of the skin and subcutaneous tissue		L00-L98
		1	Infections of the skin and subcutaneous tissue	L00-L08
		2	All other diseases of the skin and subcutaneous tissue	L10-L98
XIII.	DISEASES OF THE MUSCULOSKELETAL SYSTEM AND CONNECTIVE TISSUE			M00-M99
	39	Diseases of the musculoskeletal system and connective tissue		M00-M99
		1	Rheumatoid arthritis and other inflammatory polyarthropathies	M05-M13
		2	Osteomyelitis	M86
		3	All other diseases of the musculoskeletal system and connective tissue	M00-M02, M15-M85, M87-M99

Major Group No.	CAUSE OF DEATH		ICD -10 CODES
XIV.	DISEASES OF THE GENITOURINARY SYSTEM		N00-N99
	40	Diseases of urinary system	N00-N39
	1	Glomerular diseases (including Nephritic Synodrome)	N00-N07
	2	Renal tubulo-interstitial diseases	N10-N15
	3	Renal failure	N17-N19
	4	Urolithiasis	N20-N23
	5	Other disorders of kidney and ureter	N25-N28
	6	All other diseases of urinary system	N30-N39
	41	Other diseases of the genitourinary system	N40-N99
	1	Hyperplasia of prostate	N40
	2	All other diseases of male genital organs	N41-N50
	3	Salpingitis and oophoritis	N70
	4	All other diseases of female genital organs	N60-N64 & N71-N99
XV.	PREGNANCY, CHILDBIRTH AND THE PUERPERIUM		O00-O99
	42	Pregnancy with abortive outcome	O00-O08
	1	Spontaneous abortion	O03
	2	Medical abortion	O04
	3	Other pregnancies with abortive outcome	O00-O02 & O05-O08
	43	Other direct obstetric deaths	O10-O92
	1	Oedema, proteinuria and hypertensive disorders in pregnancy, childbirth and the puerperium	O10-O16
	2	Infections of genitourinary tract in pregnancy	O23
	3	Obstructed labour	O64-O66
	4	Complications pre-dominantly related to the puerperium	O85-O92
	5	Other complications of pregnancy and delivery	O20-O22,O24-O63 & O67-O84
	44	Other obstetric conditions, not elsewhere classified	O95-O99
	1	Indirect obstetric deaths	O98-O99
	2	All other obstetric conditions, not elsewhere classified	O95-O97
XVI.	CERTAIN CONDITIONS ORIGINATING IN THE PERINATAL PERIOD		P00-P96
	45	Certain conditions originating in the perinatal period	P00-P96
	1	Slow fetal growth, fetal malnutrition and immaturity	P05-P07
	2	Birth trauma	P10-P15
	3	Hypoxia, birth asphyxia and other respiratory conditions	P20-P28
	4	Haemolytic disease of fetus and new-born	P55
	5	Other perinatal jaundice	P58-P59
	6	All other conditions originating in the perinatal period	P00-P04,P08,P29-P54,P56-P57,P60-P96.
XVII.	CONGENITAL MALFORMATIONS, DEFORMATIONS AND CHROMOSOMAL ABNORMALITIES		Q00-Q99
	46	Congenital malformations, deformations and chromosomal abnormalities	Q00-Q99

Major Group No.	CAUSE OF DEATH			ICD -10 CODES
		1	Spina bifida	Q05
		2	Congenital malformations of the circulatory system	Q20-Q28
		3	Cleft lip and cleft palate	Q35-Q37
		4	All other congenital malformations, deformations and chromosomal abnormalities, not elsewhere classified	Q00-Q04,Q06-Q18,Q30-Q34 & Q38-Q99
XVIII.	SYMPTOMS, SIGNS AND ABNORMAL CLINICAL AND LABORATORY FINDINGS,NOT ELSEWHERE CLASSIFIED			R00-R99
	47	Symptoms, signs and abnormal clinical and laboratory findings, not elsewhere classified		R00-R99
		1	Abdominal and pelvic pain	R10
		2	Ascites	R18
		3	Somnolence, stupor and coma	R40
		4	Fever of unknown origin	R50
		5	Senility	R54
		6	Syncope and collapse	R55
		7	Convulsions, not elsewhere classified	R56
		8	Shock, not elsewhere classified	R57
		9	All other symptoms, signs and abnormal clinical and laboratory findings, not elsewhere classified	R00-R09,R11-R17,R19-R39,R41-R49,R51-R53,R58-R99
XIX.	INJURY, POISONING AND CERTAIN OTHER CONSEQUENCES OF EXTERNAL CAUSES			S00-T98
	48	Fractures		S02,S12,S22,S32,S42,S52,S62,S72,S82,S92,T02,T08,T10 & T12
		1	Fracture of skull and facial bones	S02
		2	Fracture of neck, thorax or pelvis	S12,S22,S32 & T08
		3	Fracture of upper limb	S42,S52,S62 & T10
		4	Fractures of lower limb	S72,S82,S92 & T12
		5	Fractures involving multiple body regions and of unspecified body region	T02
	49	Dislocations, sprains and strains of specified and multiple body regions		S03,S13,S23,S33,S43,S53,S63,S73,S83,S93,T03
	50	Intracranial and internal injuries, including nerves		S04,S06,S14,S24,S26-S27,S34,S36-S37,S44,S54,S64,S74,S84 & S94
	51	Crushing injuries and traumatic amputations of specified and multiple body regions		S07-S08,S17-S18,S28,S38,S47-S48,S57-S58,S67-S68,S77-S78,S87-S88,S97-S98,T04-T05
	52	Other injuries of specified,unspecified and multiple body regions		S00-S01,S05,S09-S11,S15-S16,S19-S21,S25,S29-S31,S35,S39-S41,S45-S46,S49-S51,S55-S56,S59-S61,S65-S66,S69-S71,S75-S76,S79-S81,S85-S86,S89-S91,S95-S96,S99,T00-T01,T06-T07,T09,T11,T13-T14
	53	Effects of foreign body entering through natural orifice		T15-T19
	54	Burns and Corrosions		T20-T32
	55	Poisonings by drugs & biological substances; and Toxic effects of substances chiefly nonmedicinal as to source		T36-T50 & T51-T65
	56	Other and unspecified effects of external causes and certain early complications of trauma		T33-T35,T66-T79

Major Group No.	CAUSE OF DEATH		ICD -10 CODES
	57	Complications of Surgical and Medical care, not elsewhere classified	T80-T88
	58	Late effects of injuries, of poisoning and of other consequences of external causes	T90-T98
XX.	EXTERNAL CAUSES OF MORBIDITY AND MORTALITY		V01-Y89
	E48	Transport accidents	V01-V99
		1 Railway accidents	V05,V15,V80.6,V81, V82.2, V87.6 & V88.6
		2 Motor vehicle traffic accidents	V02-V04,V09.2-V09.3,V12-V14,V19.4-V19.6,V19.9,V20-V28,V29.4-V29.6,V29.9, V30-V38,V39.4-V39.6,V39.9,V40-V48,V49.4-V49.6,V49.9, V50-V58,V59.4-V59.6,V59.9,V60-V68,V69.4-V69.6,V69.9, V70-V78,V79.4-V79.6,V79.9,V80.3-V80.5,V82.1,V87.0-V87.5,V87.7-V87.9,V89.2-V89.3
		3 Other road vehicle accidents	V01,V06,V09.9,V10-V11,V16-V18,V19.8,V29.8,V39.8,V49.8,V59.8,V69.8,V79.8, V80.0-V80.2,V80.7-V80.9, V82.3-V82.7, V82.9 & V89.1
		4 Water transport accidents	V90-V94
		5 Air & Space transport accidents	V95-V97
		6 All other transport accidents	V09.0-V09.1,V19.0-V19.3,V29.0-V29.3,V39.0-V39.3,V49.0-V49.3,V59.0-V59.3,V69.0-V69.3, V79.0-V79.3, V82.0, V82.8, V83-V86,V88.0-V88.5,V88.7-V88.9,V89.0,V89.9,V98-V99
	E49	Accidental Falls	W00-W19
	E50	Accidental drowning and submersion	W65-W74
	E51	Exposure to smoke, fire and flames	X00-X09
	E52	Accidental poisoning by and exposure to noxious substances	X40-X49
	E53	Intentional self-harm (Suicide- attempted)	X60-X84
	E54	Assault (Homicide)	X85-Y09
	E55	Other Violence	Y10-Y36
		1 Event of undetermined intent	Y10-Y34
		2 Legal intervention	Y35
		3 Operations of war	Y36
	E56	Complications of medical and surgical care	Y40-Y84
		1 Drugs,medicaments and biological substances causing adverse effects in therapeutic use	Y40-Y59
		2 Misadventures during surgical & medical care, adverse incidents in diagnostic and therapeutic use, abnormal reactions and late complications	Y60-Y69,Y70-Y82 & Y83-Y84
	E57	Other external causes of accidental injury, not elsewhere classified	W20-W64,W75-W99,X10-X39,X50-X59
		1 Accidents caused by machinery, and by cutting & piercing instruments	W24-W31
		2 Accidents caused by firearm missile	W32-W34
		3 Bites of snakes & other venomous animals	X20-X27
		4 Sun stroke	X32
		5 All other accidents including late effects	W20-W23,W35-W64, W75-W99,X10-X19,X28-X31, X33-X39 & X50-X59
	E58	Late effects of external causes of morbidity and mortality	Y85-Y89

APPENDIX - VI

LIST OF STATES/UNION TERRITORIES WHICH HAVE SUPPLIED MCCD DATA DURING 2003 TO 2011

2003	2004	2005	2006	2007	2008	2009	2010	2011
1	2	3	4	5	6	7	8	9
Andhra Pradesh	Andhra Pradesh	Andhra Pradesh	Andhra Pradesh	Andhra Pradesh	Andhra Pradesh	Andhra Pradesh	Andhra Pradesh	Andhra Pradesh
----	----	----	----	----	----	----	----	Arunachal Pradesh
A & N Islands	A & N Islands	A & N Islands	A & N Islands	A & N Islands	A & N Islands	A & N Islands	A & N Islands	A & N Islands
----	----	----	----	----	Assam	Assam	Assam	Assam
Bihar	Bihar	Bihar	Bihar	Bihar	Bihar	Bihar	Bihar	Bihar
Chhattisgarh	Chhattisgarh	Chhattisgarh	Chhattisgarh	Chhattisgarh	Chhattisgarh	Chhattisgarh	Chhattisgarh	Chhattisgarh
----	----	----	----	----	----	----	----	Chandigarh
----	----	----	----	----	----	----	----	D & N Haveli
----	----	----	----	----	----	----	----	Daman & Diu
Delhi	Delhi	Delhi	Delhi	Delhi	Delhi	Delhi	Delhi	Delhi
----	----	----	----	Goa	Goa	Goa	Goa	Goa
Gujarat	Gujarat	Gujarat	Gujarat	Gujarat	Gujarat	Gujarat	Gujarat	Gujarat
Haryana	Haryana	Haryana	Haryana	Haryana	Haryana	Haryana	Haryana	----
Himachal Pradesh	Himachal Pradesh	Himachal Pradesh	Himachal Pradesh	Himachal Pradesh	Himachal Pradesh	Himachal Pradesh	Himachal Pradesh	Himachal Pradesh
----	----	----	----	----	----	----	----	Jammu & Kashmir
----	----	----	----	----	----	Jharkhand	Jharkhand	Jharkhand
Karnataka	Karnataka	Karnataka	Karnataka	Karnataka	Karnataka	Karnataka	Karnataka	Karnataka
Kerala	Kerala	Kerala	Kerala	Kerala	Kerala	Kerala	Kerala	Kerala
Madhya Pradesh	Madhya Pradesh	Madhya Pradesh	Madhya Pradesh	Madhya Pradesh	Madhya Pradesh	Madhya Pradesh	Madhya Pradesh	Madhya Pradesh
Maharashtra	Maharashtra	Maharashtra	Maharashtra	Maharashtra	Maharashtra	Maharashtra	Maharashtra	Maharashtra
Manipur	Manipur	Manipur	Manipur	Manipur	Manipur	Manipur	Manipur	Manipur
Meghalaya	Meghalaya	Meghalaya	Meghalaya	Meghalaya	Meghalaya	Meghalaya	Meghalaya	Meghalaya
-----	-----	-----	Mizoram	Mizoram	Mizoram	Mizoram	Mizoram	Mizoram
Nagaland	Nagaland	Nagaland	Nagaland	Nagaland	Nagaland	Nagaland	Nagaland	Nagaland
Odisha	Odisha	Odisha	Odisha	Odisha	Odisha	Odisha	Odisha	Odisha
Puducherry	Puducherry	Puducherry	Puducherry	Puducherry	Puducherry	Puducherry	Puducherry	Puducherry
Punjab	Punjab	Punjab	Punjab	Punjab	Punjab	Punjab	Punjab	Punjab
Rajasthan	Rajasthan	Rajasthan	Rajasthan	Rajasthan	Rajasthan	Rajasthan	Rajasthan	Rajasthan
Sikkim	Sikkim	Sikkim	Sikkim	Sikkim	Sikkim	Sikkim	Sikkim	Sikkim
Tamil Nadu	Tamil Nadu	Tamil Nadu	Tamil Nadu	Tamil Nadu	Tamil Nadu	Tamil Nadu	Tamil Nadu	Tamil Nadu
-----	-----	-----	Tripura	-----	-----	-----	-----	Tripura
-----	Uttarakhand	Uttarakhand	Uttarakhand	Uttarakhand	Uttarakhand	Uttarakhand	Uttarakhand	Uttarakhand
Uttar Pradesh	Uttar Pradesh	-----	-----	-----	-----	-----	-----	-----
West Bengal	West Bengal	West Bengal	West Bengal	West Bengal	West Bengal	West Bengal	West Bengal	West Bengal
23 STATES/ UTs	24 STATES/ UTs	24 STATES/ UTs	25 STATES/ UTs	25 STATES/ UTs	26 STATES/ UTs	27 STATES/ UTs	27 STATES/ UTs	32 STATES/ UTs

**OFFICERS AND STAFF
ASSOCIATED WITH THIS REPORT**

DEEPAK RASTOGI
Additional Registrar General, India

P. A. MINI
R. K. GAUTAM
Deputy Registrar General

B. S. MEENA
SANDEEP RAI
Assistant Director

GURDISH GAMBIR
S.I. Gr-I

S.S. MANRAL
DEO Gr. B


SUJATA SHARMA
T.S. AMUKTHA
Consultants

Notes

[illegible]

Notes

[illegible]



Office of The Registrar General, India
Government of India
Ministry of Home Affairs
2A, Man Singh Road, New Delhi